



BS TYPE WIRING DEVICES

W1 Series

Presenting High quality BS Type wiring devices 'W1 Series' switches from Panasonic with all safety features.



WABA5011-N

- 1-Gang 1-Device
- 1Way SP Switch
- 10AX 250V~



WABA5021-N

- 1-Gang 2-Devices
- 1Way SP Switch
- 10AX 250V~



WABA5031-N

- 1-Gang 3-Devices
- 1Way SP Switch
- 10AX 250V~



WABA5012-N

- 1-Gang 1-Device
- 2Way SP Switch
- 10AX 250V~



WABA5022-N

- 1-Gang 2-Devices
- 2Way SP Switch
- 10AX 250V~



WABA5032-N

- 1-Gang 3-Devices
- 2Way SP Switch
- 10AX 250V~



WABA5403-N

- 1-Gang 45A
- DP Switch with Indicator
- 45A 250V~




WABA5303-N

- 1-Gang 20A
- DP Switch with Indicator
- 20A 250V~



WABA5313-N

- 1-Gang 20A
- DP Switch Marked "Water Heater" with Indicator
- 20A 250V~



WABA6120-N

- 45A DP Switch, + 13A Socket DP Switched with Indicator
- Switch 45A 250V~
- Socket 13A 250V~




WABA5511-N

- 1-Gang 1Way SP Push Switch, with "Bell Symbol"
- 10A 250V~



WABA1211-N

- 1-Gang 13A SP Switched Socket
- 13A 250V~



WABA1221-N

- 2-Gang 13A SP Switched Socket
- 13A 250V~



WABA3010-N

- 1-Gang TV Socket DIN Type



WABA3011-N

- 1-Gang TV Socket F Type



WABA3118-N

- 1-Gang Telephone Socket
- RJ11/12-6P4C



WABA3217-N

- 1-Gang CAT6 RJ45




WABA7020-N

- 1-Gang Cable Outlet with 45A Terminal Block



WABA8010-N

- 1-Gang Blank Plate



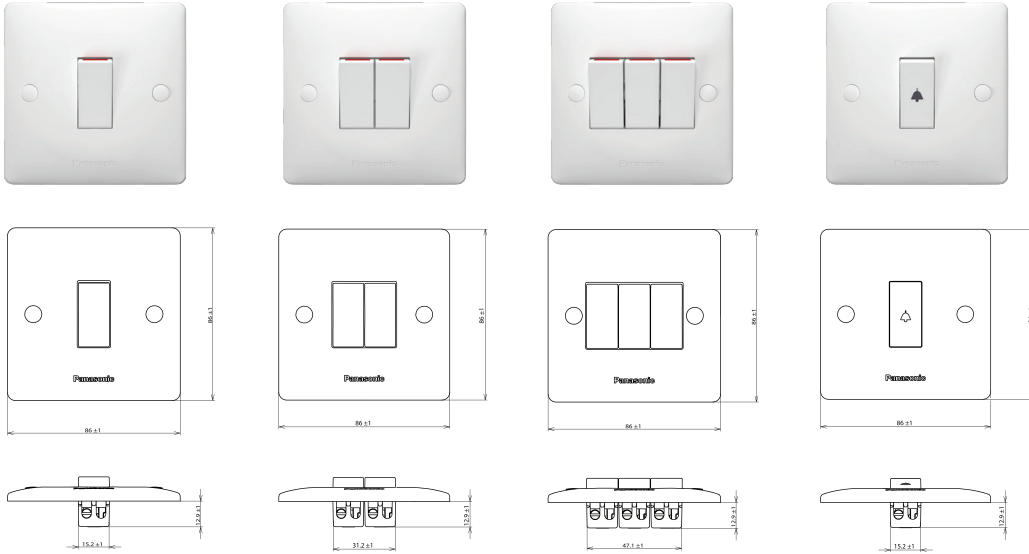
WABA8020-N

- 2-Gang Blank Plate

Technical Specifications

Switches 10AX

1 Way Switch



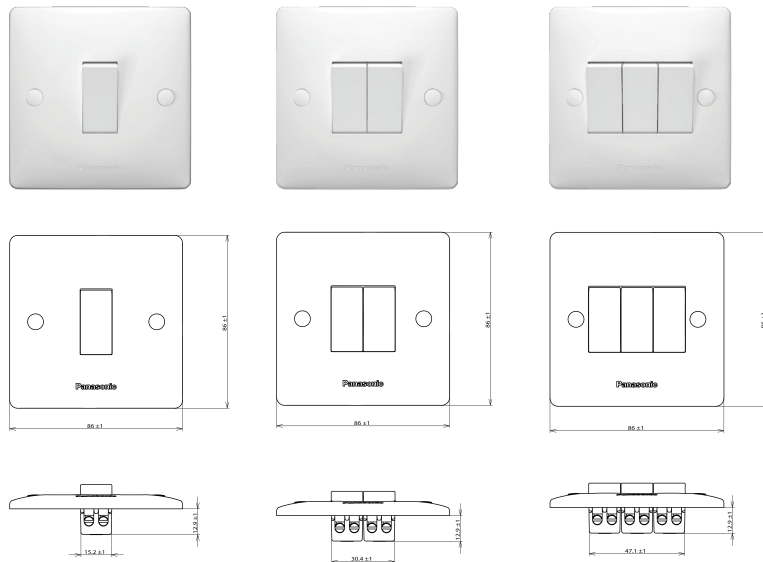
WABA5011-N
1G-1D 1W SP 10AX

WABA5021-N
1G-2D 1W SP 10AX

WABA5031-N
1G-3D 1W SP 10AX

WABA5511-N
10A Bell Push Switch

2 Way Switch



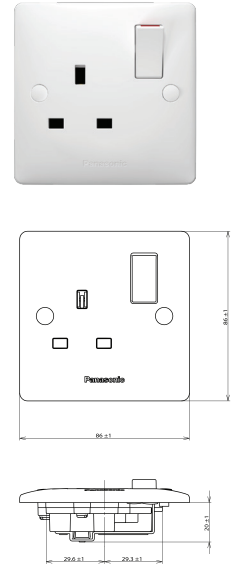
WABA5012-N
1G-1D 2W SP 10AX

WABA5022-N
1G-2D 2W SP 10AX

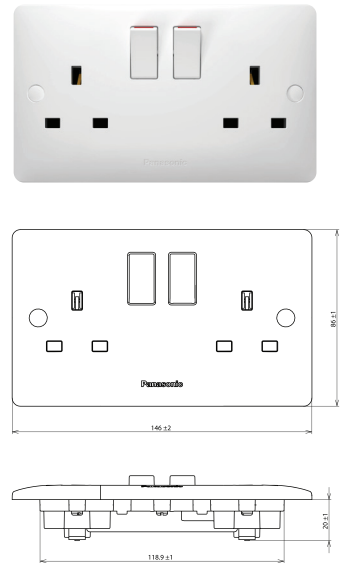
WABA5032-N
1G-3D 2W SP 10AX

Sockets 13 AX

Socket Outlets



WABA1211-N
1G 13A socket SP



WABA1221-N
2-Gang 13A SP Switched Socket
13A 250V-

Technical Specifications

Standards: Comply with BSEN60669-1

Rating: 10AX 250V-

Ambient Temperature: -5°C - +40°C

Representative Performance:

- Electric strength : 2,000V 1 min
- Operation test : 40,000 Operations
- Temperature rise : Test current 13.5A (2.5 mm²)
Not more than 45K (Terminals)

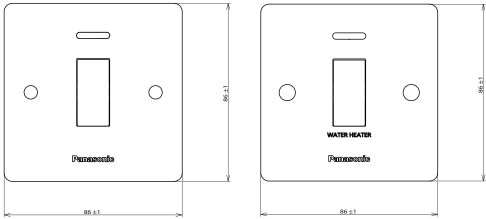
Terminal: Pillar Terminal

Applicable Wire: 1 mm² - 4 mm²

Terminal Capacity: 1.5 mm² x 3, 2.5 mm² x 2, 4 mm² x 1

Switches 20 AX

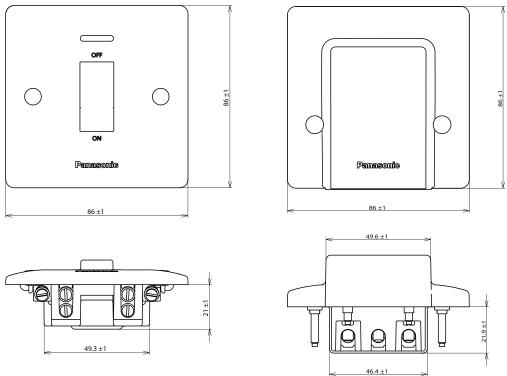
DP Switches 20 AX



WABA5303-N
20A DP Switch with neon

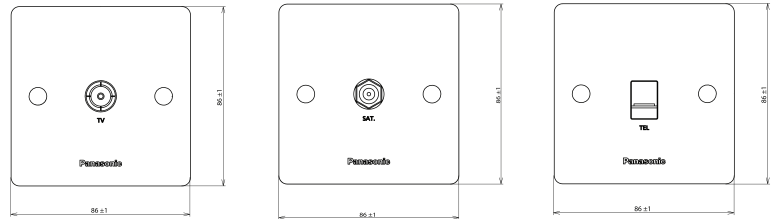
WABA5313-N
20A DP Switch Marked
"Water Heater" with Indicator

Switches 45 AX



WABA5403-N
45A Switch

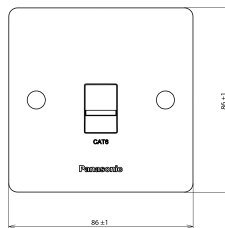
WABA7020-N
45A Cable Outlet



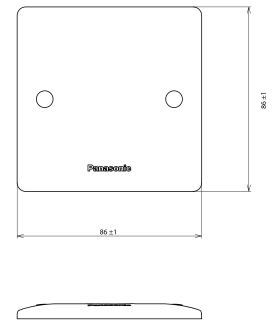
WABA3010-N
1-Gang TV Socket
DIN Type

WABA3011-N
1-Gang TV Socket
F Type

WABA3118-N
Single TEL
RJ11/12-6P4C




WABA3217-N
1-Gang CAT6 RJ45



WABA8010-N
1-Gang Blank Plate



WABA6120-N
45A DP Switch, + 13A Socket DP
Switched with Indicator



WABA8020-N
2-Gang Blank Plate