

NE-21521

2100 Watt* Commercial Microwave Oven

Technical Specifications

Power source: 60Hz, Single phase

Receptacle required: NEMA 6-20R



Frequency: 2,450MHz

Required power: 208/230 V Single Phase

Output*: 2100 Watts

Outer dimensions: 16 5/8" w x 20" d x 13 3/16" h

Cavity dimensions: 13" w x 12" d x 6 7/8" h

Net weight: 68 lbs.

Shipping weight: 73 lbs.

Shipping box size: 19 15/16" w x 24 1/8" d x 16 7/8" h, 4.7 ft³

Warranty: 1 Year Parts, Labor and Travel/Shipping



To specify a Panasonic Commercial Microwave Oven:

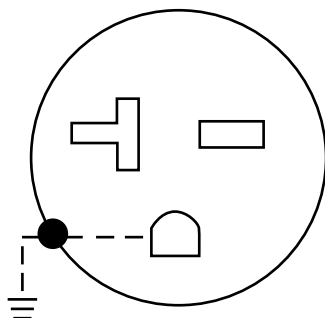
The NE-21521 Commercial Microwave Oven meets or exceeds all safety performance and sanitation standards set for commercial food service microwave ovens by: UL, HHS, FCC and NSF.

Plus, oven shall have output power 2100 Watts*, Independently controlled top and bottom energy feed, Grab & Go door handle, Automatic Voltage Selector, patented Safety Door Seal System, 90 programmable memory pads, 5-stage cooking, 15 power levels, LCD digital display w/countdown, energy efficient LED cavity lighting, programmable lock, self-diagnostics, oven cycle counter, stackable, video training and Chef/Test Kitchen technical support.

* I.E.C. 705-88 Test Procedure. Specifications subject to change without notice.

Receptacle Required

2 Pole
3 Wire



NEMA Reference:

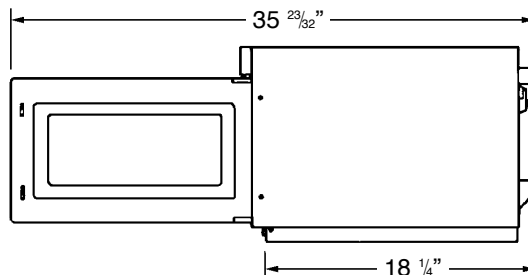
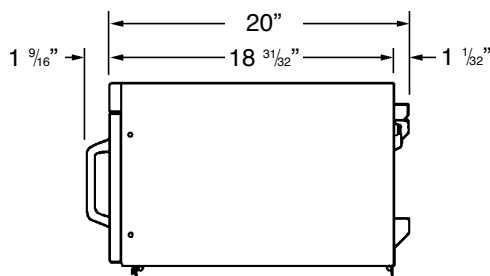
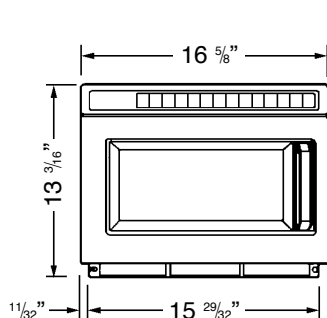

Receptacle: 6-20R

Plug: 6-20P

ADA Compliance

§4.28.2 ((CFR) –
28CFR Part 36)
“For Alarms”.

§4.27 “For controls
and operating
mechanisms”.



Panasonic

Panasonic Appliance & Commercial Group

Division of PNA

Executive Offices:

Two Riverfront Plaza, 8th Fl (08N-120) Newark, NJ 07102-54900

Toll Free: 1-888-350-9590

www.panasonic.com/cmo