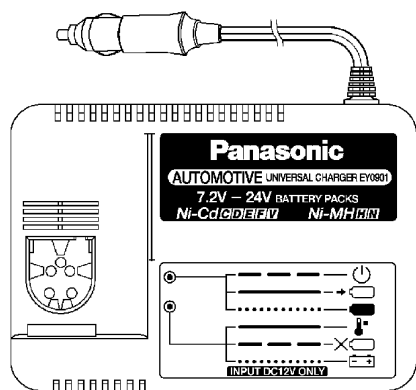


# Service Manual

Automotive universal charger

**EY0901**



## SPECIFICATIONS

Input	: DC12V, 5.0A
Power consumption	: 60VA
Weight	: 0.88kg (1.94lbs)

### **⚠ WARNING**

This service information is designed for experienced repair technicians only and is not designed for use by the general public. It does not contain warnings or cautions to advise non-technical individuals of potential dangers in attempting to service a product. Products powered by electricity should be serviced or repaired only by experienced professional technicians. Any attempt to service or repair the product or products dealt with in this service information by anyone else could result in serious injury or death.

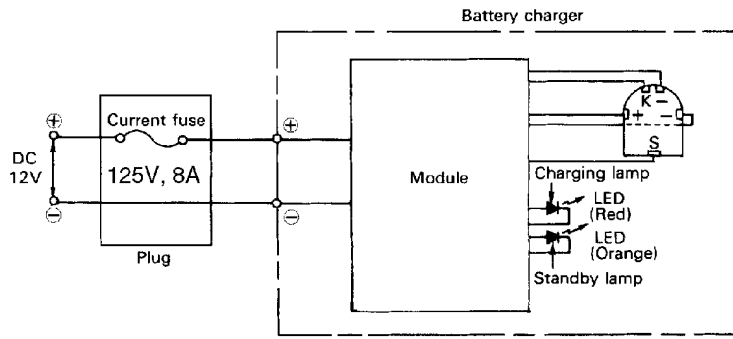
## CONTENTS

	Page	Page	
1 SCHEMATIC DIAGRAM .....	2	3 EXPLODED VIEW .....	3
2 TROUBLESHOOTING GUIDE .....	2	4 REPLACEMENT PARTS LIST .....	3

# Panasonic

© 2000 Matsushita Electric Works Ltd. All rights reserved. Unauthorized copying and distribution is a violation of law.

# 1 SCHEMATIC DIAGRAM



# 2 TROUBLESHOOTING GUIDE

< TROUBLE >	< CHECK >	< REMEDY >																		
Does not charge.	<p align="center">&lt;CHECK PLUG.&gt;</p> <p>Open plug and check whether or not fuse is blown. (Refer to Fig. 1.)</p> <p align="center">↓ OK</p>	NG → Replace fuse.																		
	<p align="center">&lt;CHECK POWER CORD.&gt;</p> <p>Use a tester to confirm that there is continuity between end of plug and plus (+) side of cord mounting location, and between side terminal of plug and minus (-) side of cord mounting location. (Refer to Fig. 2.)</p> <p align="center">↓ OK</p>	NG → Replace power cord.																		
	<p align="center">&lt;CHECK MODULE.&gt;</p> <p>Check the lamp indication of the battery charger.</p> <table border="0"> <tr> <td>red</td> <td>Flashing</td> <td>Charger is plugged into a wall outlet. Ready to charge.</td> </tr> <tr> <td></td> <td>Lit</td> <td>Now charging</td> </tr> <tr> <td>orange</td> <td>Flashing quickly</td> <td>Charging is completed.</td> </tr> <tr> <td></td> <td>Lit</td> <td>Battery pack is warm. Charging will begin when temperature of battery pack drops.</td> </tr> <tr> <td></td> <td>Flashing</td> <td>Charging is not possible. Clogged with dust or malfunction of the battery pack.</td> </tr> <tr> <td></td> <td>Flashing quickly</td> <td>Input Voltage is insufficient.</td> </tr> </table> <p>Possibly foreign matter in charger's battery pack socket, or a malfunction of battery pack.</p>	red	Flashing	Charger is plugged into a wall outlet. Ready to charge.		Lit	Now charging	orange	Flashing quickly	Charging is completed.		Lit	Battery pack is warm. Charging will begin when temperature of battery pack drops.		Flashing	Charging is not possible. Clogged with dust or malfunction of the battery pack.		Flashing quickly	Input Voltage is insufficient.	NG → Replace module.
red	Flashing	Charger is plugged into a wall outlet. Ready to charge.																		
	Lit	Now charging																		
orange	Flashing quickly	Charging is completed.																		
	Lit	Battery pack is warm. Charging will begin when temperature of battery pack drops.																		
	Flashing	Charging is not possible. Clogged with dust or malfunction of the battery pack.																		
	Flashing quickly	Input Voltage is insufficient.																		

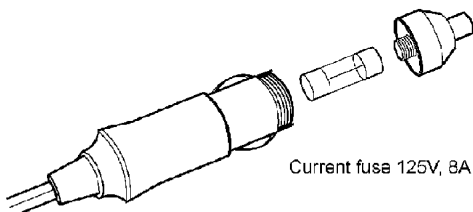
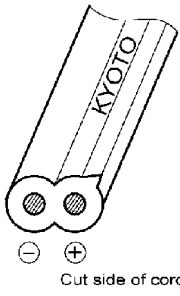


Fig. 1



Cut side of cord

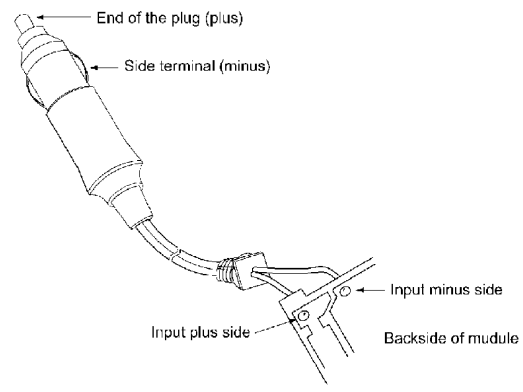
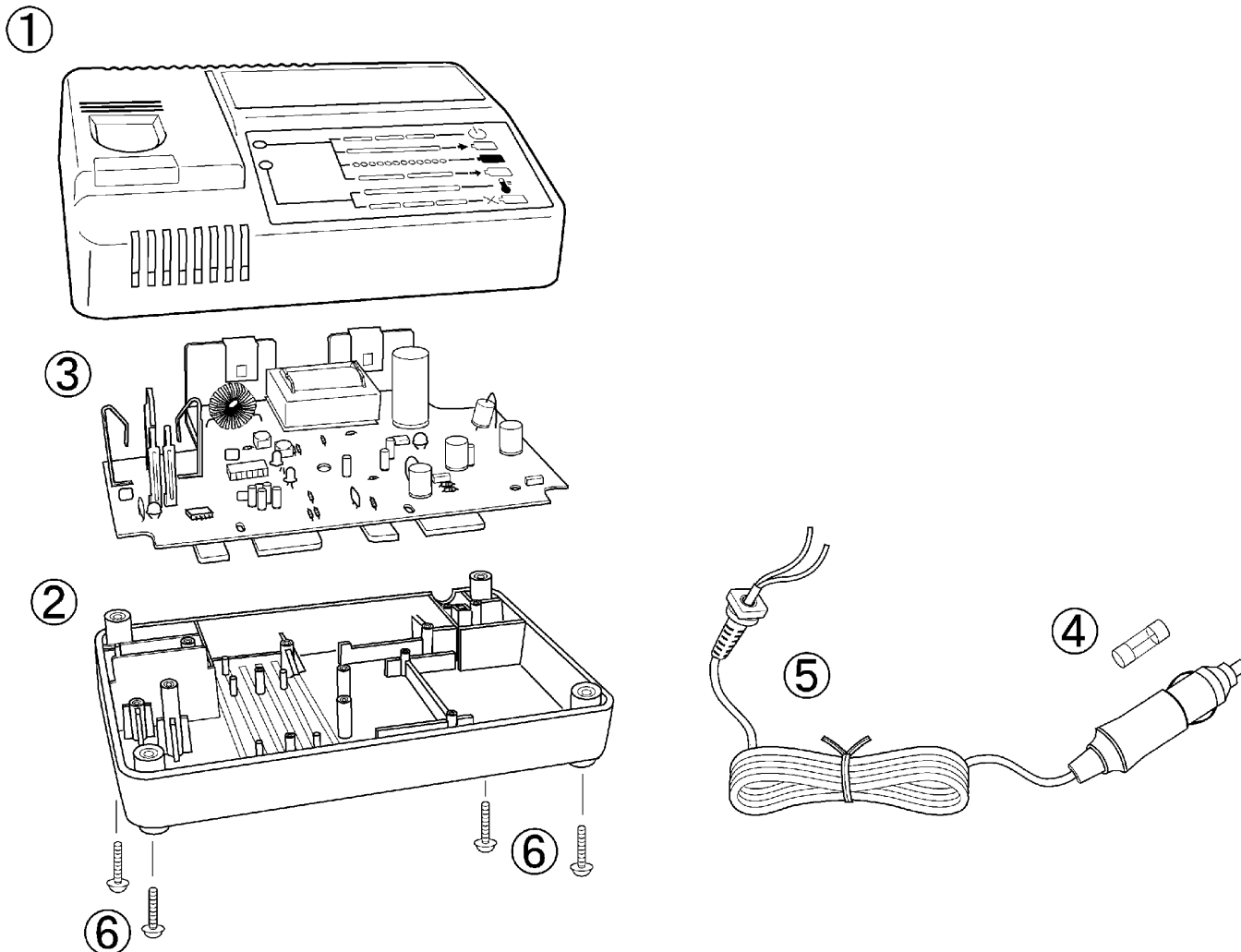


Fig. 2

\*The positive terminal has a protrusion and the number on it.

### 3 EXPLODED VIEW



### 4 REPLACEMENT PARTS LIST

**NOTE :**

\*A = available as an optional accessory

\*B = only available as set

\*C = available individually

Ref. No.	Part No.	Part Name & Description	Remarks	Per Unit
1	WEY0901K3098	HOUSING A FOR CHARGER	for U.S.A.	1
1	WEY0901K3099	HOUSING A FOR CHARGER	for EUROPE and OCEANIA	1
2	WEY0901K3028	HOUSING B FOR CHARGER	for U.S.A.	1
2	WEY0901K3029	HOUSING B FOR CHARGER	for EUROPE and OCEANIA	1
3	WEY0901L2128	MODULE		1
4	WEY0901L5258	FUSE	125V 8A	1
5	WEY0901K2058	POWER CORD		1
6	EY0217K6237	TAPPING SCREW FOR CHARGER (K3-20)	*C for U.S.A.	4
6	WEY0217K6237	TAPPING SCREW FOR CHARGER (K3-20)	*C for EUROPE and OCEANIA	4
-	WEY0901K8008	INDIVIDUAL BOX		1
-	WEY0901K8108	OPERATING INSTRUCTIONS	for U.S.A.	1
-	WEY0901K8109	OPERATING INSTRUCTIONS	for EUROPE and OCEANIA	1