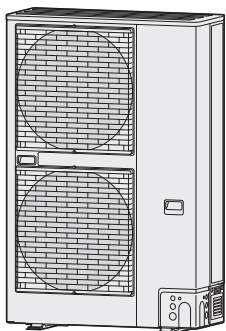




Operating Instructions Air Conditioner



Model No.

OUTDOOR UNIT

Single Split (Single-phase)
Type PZH2

U-160PZH2R5

Single Split (3-phase)
Type PZH2

U-160PZH2R8

U-180PZH2R8

U-200PZH2R8

U-224PZH2R8

- **Connectable indoor unit lineup**

This booklet is the operating instructions for outdoor unit. Regarding the indoor unit, see the operating instructions supplied with the indoor unit.

INDOOR UNIT

Ducted

High Static Pressure Ducted



Before operating the unit, read these operating instructions thoroughly and keep them for future reference.





Panasonic Corporation
1006 Kadoma, Kadoma City, Osaka, Japan

ACXF55-23660

Thank you for purchasing this Panasonic product.
This product is a commercial air conditioner outdoor unit.
Installation Instructions attached.

Contents

| | |
|----------------------------|---|
| ● Safety Precautions..... | 2 |
| ● Precautions for Use..... | 5 |
| ● Names of Parts..... | 6 |
| <hr/> | |
| ● Specifications..... | 7 |
| • Outdoor unit..... | 7 |

| | | |
|---|----------------|--|
|  | WARNING | This symbol shows that this equipment uses a flammable refrigerant. If the refrigerant is leaked, together with an external ignition source, there is a possibility of ignition. |
|  | CAUTION | This symbol shows type of flammable refrigerant contained in the system. |
|  | CAUTION | This symbol shows that a service personnel should be handling this equipment with reference to the Technical Manual. |
|  | CAUTION | This symbol shows that there is information included in the Operating Instructions and/or Installation Instructions. |

Product Information

If you have problems or questions concerning your Air Conditioner, you will need the following information. Model and serial numbers are on the nameplate.

| | |
|------------------|--|
| Model No. | |
| Serial No. | |
| Date of purchase | |
| Dealer's address | |
| Phone number | |

Important Information Regarding The Refrigerant Used

This product contains fluorinated greenhouse gases. Do not vent gases into the atmosphere.

Refrigerant type: R32

GWP⁽¹⁾ value: 675

⁽¹⁾GWP = global warming potential

Periodical inspections for refrigerant leaks may be required depending on European or local legislation.
Please contact your local dealer for more information.

Safety Precautions

The following symbols used in this manual, alert you to potentially dangerous conditions to users, service personnel or the appliance:



WARNING

This symbol refers to a hazard or unsafe practice which can result in severe personal injury or death.



CAUTION

This symbol refers to a hazard or unsafe practice which can result in personal injury or product or property damage.



Prohibited matters



Matters to be observed

- Read these Operating Instructions carefully before using this air conditioner. If you still have any difficulties or problems, consult your dealer for help.
- This air conditioner is designed to give you comfortable room conditions. Use this only for its intended purpose as described in these Operating Instructions.



WARNING



Confirm to authorized dealer or specialist on usage of specified refrigerant type. Using of refrigerant other than the specified type may cause product damage, burst and injury etc.

This air conditioner has no ventilator for intaking fresh air from outdoors. You must open doors or windows frequently when you use gas or oil heating appliances in the same room, which consume a lot of oxygen from the air.
Otherwise there is a risk of suffocation in an extreme case.



Never use or store gasoline or other flammable vapor or liquid near the air conditioner — it is very dangerous.

Do not use this appliance in a potentially explosive atmosphere.

Never touch the unit with wet hands.

Do not insert your fingers or other objects into the air conditioner indoor or outdoor unit, rotating parts may cause injury.



! WARNING



If the refrigerant comes in contact with a flame, it produces a toxic gas.

For safety, be sure to turn the air conditioner off and also to disconnect the power before cleaning or servicing.

Pull off the power plug from a receptacle, or switch off the breaker, or switch off the power disconnecting mean to isolate the air conditioner from the main power supply in case of emergency.



Dispose of according to national and/or local legislation.



This product must not be modified or disassembled under any circumstances.

Modified or disassembled unit may cause fire, electric shock or injury.

Do not clean inside the indoor and outdoor units by users. Engage authorized dealer or specialist for cleaning.

In case of malfunction of this appliance, do not repair by yourself. Contact the sales dealer or service dealer for a repair and disposal.



Provide a power outlet to be used exclusively for each unit, and a power supply disconnect, Earth Leakage Circuit Breaker (ELCB) or Residual Current Device (RCD) for overcurrent protection should be provided in the exclusive line.

Provide a power outlet exclusively for each unit, and full disconnection means having a contact separation in all poles must be incorporated in the fixed wiring in accordance with the wiring rules.

To prevent possible hazards from insulation failure, the unit must be grounded.



Do not use modified cord, joint cord, extension cord or unspecified cord to prevent overheating and fire.



The appliance shall be stored in a room without continuously operating ignition sources (for example: open flames, an operating gas appliance or an operating electric heater).

Be aware that refrigerants may not contain an odour.

An unventilated area where the appliance using flammable refrigerants is installed shall be so constructed that should any refrigerant leak, it will not stagnate so as to create a fire or explosion hazard.

The appliance shall be stored in a well-ventilated area where the room size corresponds to the room area as specified for operation.

After the unit is installed, never fail to ask the installer for the floor space of the room where the unit is installed and the refrigerant charge amount.

In case the unit or the room divider is changed, never fail to consult the sales dealer or service dealer.



Do not use means to accelerate the defrosting process or to clean, other than those recommended by the manufacturer.

Do not pierce or burn.

In cases that require mechanical ventilation, ventilation openings shall be kept clear of obstruction.

⚠ WARNING



The appliance shall be stored in a room without continuously operating open flames (for example: an operating gas appliance) and ignition sources (for example: an operating electric heater).



Stop using the product when any abnormality/failure occurs and disconnect the power plug or turn off the power switch and breaker. (Risk of smoke/fire/electric shock)

Examples of abnormality/failure:

- The ELCB trips frequently.
- The product sometimes does not start when turned on.
- The power is sometimes disconnected when the cord is moved.
- Burnt odor or abnormal noise is detected during operation.
- The body is deformed or abnormally hot.
- Water leaks from the indoor unit.
- Power cord or plug becomes abnormally hot.
- Fan speed cannot be controlled.
- The unit stops running immediately even if it is switched on for operation.
- The fan does not stop even if the operation is stopped.

Contact immediately your local dealer for maintenance/repair.



Do not sit or step on the unit. You may fall down accidentally.



⚠ CAUTION



This appliance is intended to be used by expert or trained users in shops, in light industry and on farms, or for commercial use by lay persons.

This appliance is not intended for use by persons (including children) with reduced physical, sensory or mental capabilities, or lack of experience and knowledge, unless they have been given supervision or instruction concerning use of the appliance by a person responsible for their safety. Children should be supervised to ensure that they do not play with the appliance.

Keep the fire alarm and the air outlet at least 1.5m away from the unit.

Do not cool or heat the room too much if babies or invalids are present.



Do not turn the air conditioner on and off from the power mains switch. Use the ON/OFF operation button.

Do not stick anything into the air outlet of the outdoor unit. This is dangerous because the fan is rotating at high speed.



Do not touch the air inlet or the sharp aluminum fins of the outdoor unit. You may get injured.



Do not stick any object into the FAN CASE. You may be injured and the unit may be damaged.



NOTICE

- The appliance shall be stored so as to prevent mechanical damage from occurring.
- The compressor may occasionally stop during thunderstorms. This is not a mechanical failure. The unit automatically recovers after a few minutes.

Precautions for Use

Installation

- This air conditioner must be installed properly by qualified installation technicians in accordance with the Installation Instructions provided with the unit.
- Before installation, check that the voltage of the electric supply in your home or office is the same as the voltage shown on the nameplate.



WARNING

Avoid the following locations for installation.

- Locations where smoke or combustible gas exists. Also locations of extremely high temperature such as a greenhouse.
- Locations where excessively high heat-generating objects are placed.

Attention:

- Avoid installing the outdoor unit where salty sea water can splash directly onto it or in sulphurous air near a spa. (To protect the air conditioner from heavy corrosion)

Wiring

- All wiring must conform to the local electrical codes. (Consult your dealer or a qualified electrician for details.)
- Each unit must be properly grounded with a ground (or earth) wire or through the supply wiring.
- Wiring must be done by a qualified electrician.

Operation Preparation

Turn the power mains on 5 hours before the start of operation.

(For warm-up)

- Leave the power mains ON for continuous use.



NOTE

Pull off the power plug from a receptacle, or switch off the breaker, or switch off the power disconnecting mean to isolate the air conditioner from the main power supply when not in use for a long time.

Information for Users on Collection and Disposal of Old Equipment and Used Batteries



[Information on Disposal in other Countries outside the European Union]

These symbols are only valid in the European Union. If you wish to discard these items, please contact your local authorities or dealer and ask for the correct method of disposal.



Note for the battery symbol (bottom two symbol examples):

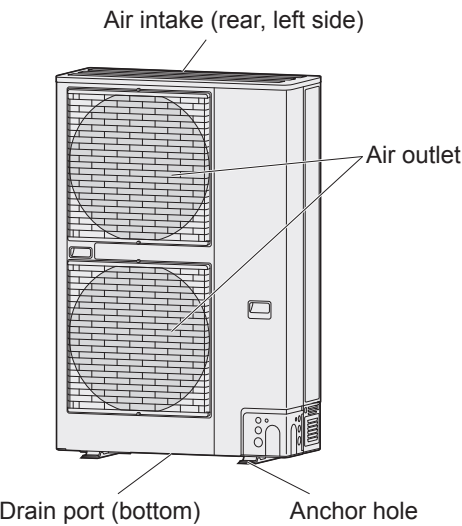
This symbol might be used in combination with a chemical symbol. In this case it complies with the requirement set by the Directive for the chemical involved.






Names of Parts

OUTDOOR UNIT

Single Split (Type PZH2)



Optional

| | | |
|---|--|---|
| <div>Wireless Remote Controller</div> <div><div>Model No. CZ-RWS3</div><div>(Infrared Remote Controller)</div></div> | <div>Timer Remote Controller</div> <div><div>Model No. CZ-RTC4</div><div>For all indoor units</div></div> | <div>High-spec Wired Remote Controller</div> <div><div>Model No. CZ-RTC5B</div><div>For all indoor units</div></div> |
|---|--|---|

Read the Operating Instructions included with the Remote Controller.

- **Operation**
Refer to the Operating Instructions attached to the optional Remote Controller.
- **Adjusting Airflow Direction**
Refer to the Operating Instructions attached to the indoor unit and optional Remote Controller.
- **Maintenance**
Refer to the Operating Instructions attached to the indoor unit.
- **Troubleshooting**
Refer to the Operating Instructions attached to the indoor unit.

Specifications

Outdoor unit

Single Split Outdoor Unit (R32)

| Model Name | | U-160PZH2R5 | U-160PZH2R8 | U-180PZH2R8 | U-200PZH2R8 | U-224PZH2R8 |
|---|-------|-----------------------|-----------------------|---------------|---------------|---------------|
| Power source | | 230 - 240 V~ 50 Hz | 400 - 415 V 3N~ 50 Hz | | | |
| Cooling capacity | kW | 16.0 | 16.0 | 18.0 | 20.0 | 22.4 |
| | BTU/h | 54,600 | 54,600 | 61,400 | 68,200 | 76,400 |
| Heating capacity | kW | 18.0 | 18.0 | 20.0 | 22.4 | 25.0 |
| | BTU/h | 61,400 | 61,400 | 68,200 | 76,400 | 85,300 |
| Sound Pressure level (Cooling / Heating) | dB(A) | 58 / 60 | 58 / 60 | 58 / 60 | 58 / 62 | 58 / 62 |
| Sound Power level (Cooling / Heating) | dB(A) | 76 / 78 | 76 / 78 | 76 / 78 | 77 / 81 | 77 / 81 |
| Unit Dimensions (H×W×D) | mm | 1,500×980×370 | 1,500×980×370 | 1,500×980×370 | 1,500×980×370 | 1,500×980×370 |
| Net weight | kg | 117 | 115 | 115 | 128 | 128 |

Operation condition temperature range

• Cooling mode : -15°C~46°C DB • Heating mode : -20°C~24°C DB

Rated conditions

Cooling : Indoor intake air temp. 27°C DB / 19°C WB. Outdoor intake air temp. 35°C DB.

Heating : Indoor intake air temp. 20°C DB. Outdoor intake air temp. 7°C DB / 6°C WB.

