

# Panasonic



Experience **Comfort**  
with **Innovation**



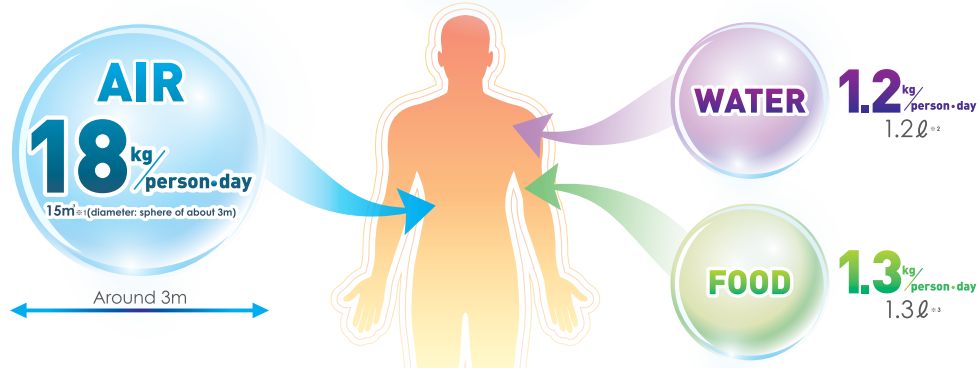
**FAN**  
Ceiling | General | Ventilation



# IMPORTANCE OF INDOOR AIR QUALITY (IAQ)



It's the **AIR** that human consume the most in a day



※1 内山巖雄 (国立公衆衛生院) 「空気とヒトー生理的立場から」1999  
 ※2 環境省 熱中症環境保健マニュアル (2009)  
 ※3 農水省 農林水産基本データ 食料自給率に関する統計

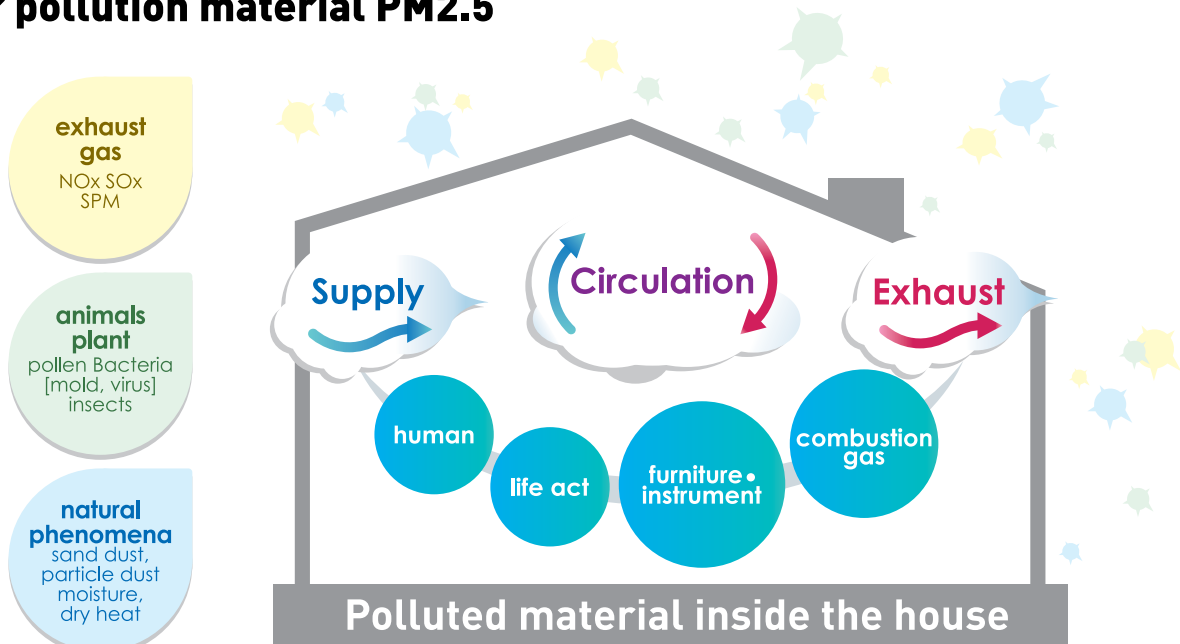
※1. Mineo Uchiyama (The Institute of Public Health) [Air & Human-From the Perspective of Physiological]1999  
 ※2. Ministry of Environment Environmental Health Manual for Heat-related Illness  
 ※3. Ministry of Agriculture, Forestry & Fisheries Basic Data of Agriculture, Forestry & Fisheries Food Self-sufficiency Ratio Related Statistics

## IAQ Solution

We propose to improve IAQ by optimized “supply”, “circulation” and “exhaust” products from the residential house to commercial building.



## Air pollution material PM2.5





# CEILING FAN

Enjoy a Natural, Comfortable and Relaxing Environment

Ceiling fans create a strong airflow and also aid the circulation of cool air from air conditioning systems.

Panasonic Ceiling Fans combine innovative technology with beautiful contemporary designs.

01



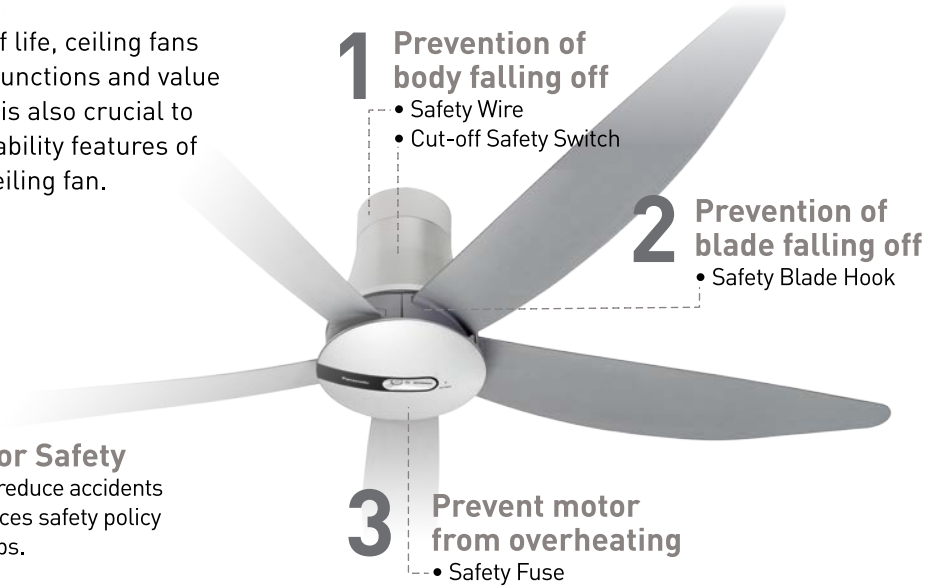
# Safety Features

To pursue a higher quality of life, ceiling fans are expected to have more functions and value added features. However, it is also crucial to consider the safety and reliability features of the fan when you select a ceiling fan.

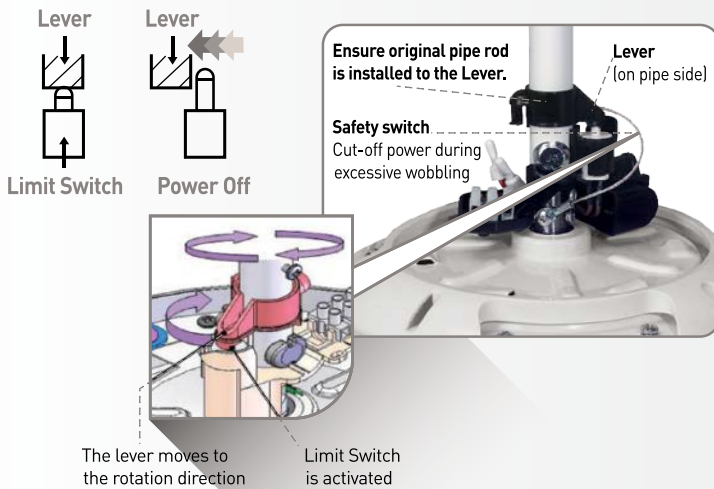
## Safety Policy by Panasonic

### Preventive Measures for Safety

Panasonic aims to minimize and reduce accidents to occur. Thus, Panasonic practices safety policy to prevent any dangerous mishaps.



### Cut-off Safety Switch



### Problem

If there is any damage at either the shaft or the bolt due to improper installation, abnormal wobbling from fan will occur when it operates. The damage will cause the shaft or the bolt to break if the fan continues to operate.


### Preventive Measures

When there is excessive wobbling, the safety cut-off switch will be triggered and power supply will be cut off. The cut-off switch works by detaching the lever from the switch and the fan will stop.

#### **If Motor stops**

*Stop using immediately and seek contact for qualified installers or authorized Panasonic service dealers for assistance.*

### Safety Blade Hook



### Problem

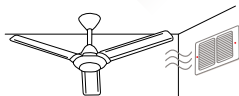
The fan blade may detach from the fan motor should there be improper installation coupled with the fan blade wearing off, deformed blade shape or stronger wind blowing to the fan.

### Preventive Measures

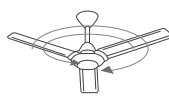
The broken blade will be visibly hanging with the aid of safety blade hook when the fan is functioning (as shown in the picture) as an indication.

#### **If Blade breaks**

*Stop using immediately and seek contact for qualified installers or authorized Panasonic service dealers for assistance.*

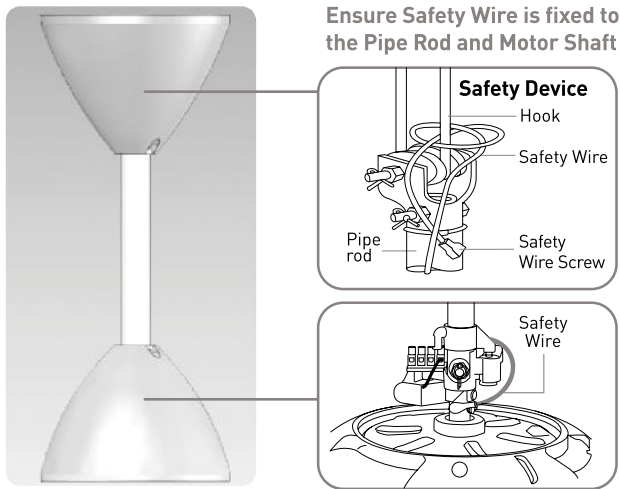


Do not install near other strong mechanical fans which will blow the ceiling fan.



Do not install at area where strong natural wind will blow the fan.

## Safety Wire



### Problem

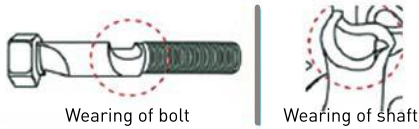
Due to improper installation or should malfunction occur, the fan motor may detached from the pipe rod due to factors such as wearing of shaft bolt, etc.

### Preventive Measures

The safety wire helps to secure the fan motor with the ceiling hook to prevent the motor from falling when the fan motor detaches from the pipe rod.

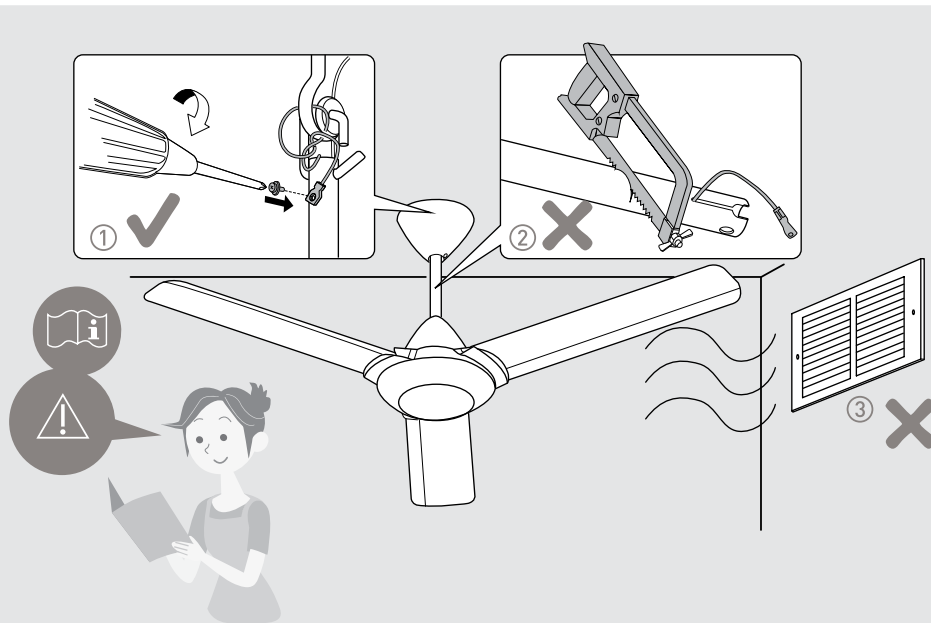
#### **If need shorter/longer pipe**

Contact qualified installers or authorized Panasonic service dealers for assistance.



### Use the original pipe rod

Original pipe rod comes with the safety wire and safety cut-off switch in line with Panasonic safety policy. Also, do ensure the pipe rod is fully tightened to the motor shaft. (Bolt tightening torque is 800 – 1200 N.com)




- ① Safety Wire must be fixed correctly and connected at all times.
- ② Do not use modified parts other than original supplied parts.
- ③ Do not install at a location directly hit by wind.

**Can cause injury if the Ceiling Fan / Blade drops.**

# Compact. Quiet. Saves.

**ENERGY SAVING**  
**DC Motor**



## 1 DC Motor How it works?

### • AC motor VS DC motor

AC (Alternative Current) motor connects directly to a power source where it creates the moment of force required to rotate the motor's rotor.

As for DC (Direct Current) motor, the AC power source will be converted to DC when the electrical current is passed through the coils that are arranged in an array of magnets. The coils will be energized electronically by using a system of magnets of opposing polarity which enables the rotor to rotate.

This process helps in providing more stable current for an even air flow and requires less electrical energy for more energy efficiency.

### DC Motor is more compact & half the size of AC motor



AC motor



DC motor

### • Advantages of a DC motor:

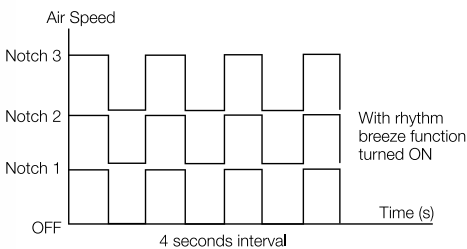
1. Uses less energy – compared AC motor
2. Quiet operation
3. More compact and lighter motor

## 1/f Yuragi (Natural Breeze Function)

### Comfortable - 1/f Yuragi\* (Natural Breeze)

(Applicable for F-M20LY, F-M18LY, F-M15GCVBKSH, F-M15ECVBKSH, F-M12GCVBKH, F-M12ECVBKH, F-M15ME, F-M15GW, F-M12GX, F-M15H5, F-M14HWVBSQH, F-M15EX, F-M15E2VBHH & F-M14E2VBHH)

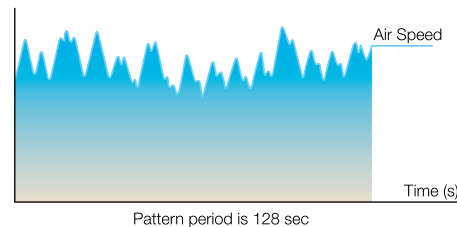
These fans are equipped with 1/f Yuragi function which is a fluctuating pattern to generate a gentle breeze. By this sophisticated formula, in varying air velocity and controlling wind force, these new ceiling fans gives you a peaceful and comfortable feeling.



### Current function : rhythm breeze

Speed notch toggles by 4 seconds regularly

This regular pattern decreases the body temperature after a period of time. Thereafter, you may feel anxious and uncomfortable when the wind velocity changes.



### New function : 1/f Yuragi

Speed notch toggles based on Yuragi pattern

Incorporated with this human-concerned technology, this kind of rhythm maintains your external body temperature by giving you a feeling of natural wind when there is a change of wind velocity.

### Comment after 20 MINUTES usage

15% **COLD** 27%  
36% **COMFORT** 27%



### 1/f Yuragi Wind Flow

While enjoying the comfortable cooling effect, it prevents body temperature from dropping.

LESS

Heat released at exposed body parts

MORE



### Continuous Wind

Body will get tired if exposed to constant air velocity for a long time.

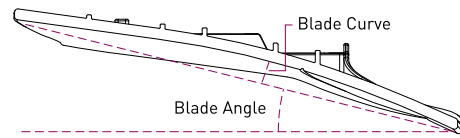
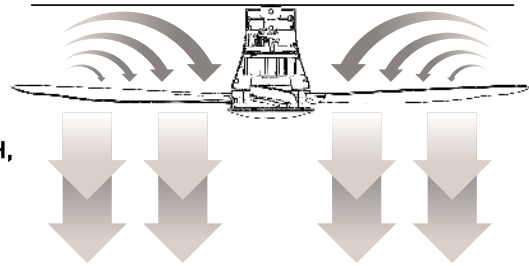

Japan Society of  
Physiological Anthropology  
Report

# Other Features

## Excellent - 3D Blade (Powerful Airflow)

(Applicable for F-M20LY, F-M18LY, F-M15GCVBKSH, F-M15ECVBKSH, F-M12GCVBKH, F-M12ECVBKH, F-M15GW, F-M12GX, F-M15H5, F-M14HWVBSQH, F-M15EX, F-M15E2VBHH & F-M14E2VBHH)

With the exclusive and unique 3D blade design, it provides a smooth and strong air flow while maintaining operating noise in low level.



3D curve design in the center of blade effectively circulates the air.

## Convenient - LCD Remote Controller

(Applicable for F-M20LY, F-M18LY, F-M15ME, F-M15GW, F-M12GX, F-M15H5, F-M14HWVBSQH & F-M15EX)

All functions can be operated by simply using the LCD remote controller. With clear speed selection, timer indication and mode selection displayed at the LCD panel, it provides great convenience and ease for you to operate.

### 1 On/Off Button

Press On/Off Button to activate or deactivate the ceiling fan

### 2 Speed Button

From slow speed to cooling environment in 9 speed

### 3 Yuragi Button

One touch button for natural breeze

### 4 Sleep Mode Button

Gradually reduce fan speed according to the time setting and also to be used for nanoe™ X LED indicator dimmer and off function

### 5 Timer Select Button

Press to select timer. On timer→Off timer→Release

### 6 Time Set Button

Press to set time

### 7 Auto Mode Button

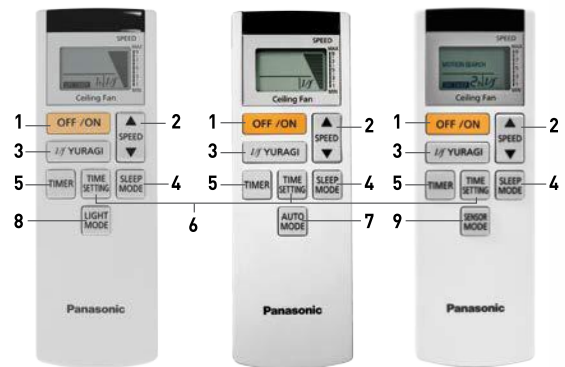
Press to set or release auto mode (F-M15H5 & F-M14HWVBSQH)

### 8 Light Mode Button

Press to on and off light (F-M15GW & F-M12GX)

### 9 Sensor Mode Button

Press to activate "motion sensor" function (F-M20LY & F-M18LY)



## Caring - Sleep Mode

(Applicable for F-M20LY, F-M18LY, F-M15GCVBKSH, F-M15ECVBKSH, F-M12GCVBKH, F-M12ECVBKH, F-M15ME, F-M15GW, F-M12GX, F-M15H5, F-M14HWVBSQH, F-M15EX, F-M15E2VBHH, F-M14E2VBHH, F-M14DZ, F-M14CZ, F-M12D2VBHH, F-M12DEVBWH & F-M14C2VBHH)

These fans are equipped with Sleep Mode, by which fan speed and timer will gradually reduce until the fan is off. This function not only creates an optimal sleeping environment but also enhances energy saving as well.

- Sleep mode function is disabled at speed 1 and 1 hour setting
- Operation pattern will be different subject to different model and setting, please refer to the operation instruction for details.

Timer setting	8	7	6	5	4	3	2	1	0
Speed	9	7	5	3	OFF				
		9	7	5	3	OFF			
			9	7	5	3	OFF		
				9	7	5	3	OFF	
					9	7	5	3	OFF
						9	7	5	3
							9	7	5
								9	7
									9

Example:  
Model: F-M15H5  
Setting Speed = 9

## ON TIMER

(Applicable for F-M20LY, F-M18LY, F-M15GCVBKSH, F-M15ECVBKSH, F-M12GCVBKH, F-M12ECVBKH, F-M15ME, F-M15GW, F-M12GX, F-M15H5, F-M14HWVBSQH, F-M15EX, F-M15E2VBHH & F-M14E2VBHH)

With the 'ON TIMER', the ceiling fan can now be set to switch on automatically after the selected hours. It is best used to compliment with your air conditioner when you sleep at night. You can now set your fan to automatically ON to cool your room before you get home on a hot day!

# Mid-Size Ceiling Fan

*Mondo*

## Motion Sensor

Motion sensor detects human movement and activity within its detection range. The sensor will respond according to intensity of activity by changing the fan speed

## New Twin DC Motor Technology

Twin DC motor with higher motor power and reduce power consumption up to 50% compared to AC motor

## Bigger Blade Size

For higher air delivery

## Ball Joint Hanging Structure

The new ball joint structure replaced the conventional hook for safety and easier installation purpose.



# Features



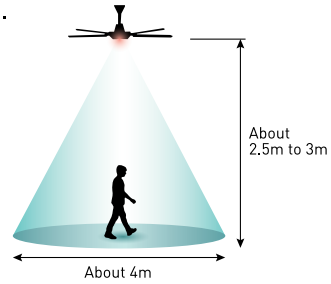
## Motion Sensor

Motion sensor detects human movement and activity within its detection range. The sensor will respond according to intensity of activity by changing the fan speed.

(Applicable for F-M18LY & F-M20LY)

### Motion Sensor coverage

- Recommended fan installation height is 2.5m to 3m at detection range of 4m
- Motion sensor coverage may be affected by different fan installation height and room temperature



### Example of SENSOR MODE Operation

Human Activity / Fan Setting	Low Activity	High Activity	No Activity		
			Stage 1	Stage 2	Stage 3
Speed 5	Speed 5 (Speed Maintain)	Speed 7 (+2 Speed)	Speed 5 (Return to Setting Speed)	Speed 2 (-3 Speed)	Speed 1 or OFF (Minimum Fan Speed)

#### Low Activity :

- Little movement such as reading, eating, talking, etc.
- Fan speed maintains as the user's set speed.

#### High Activity :

- Continuous or vigorous movement such as running on treadmill, mopping floor, etc.
- Fan will increase by two speed from the user's set speed after 5 minutes of detection (one time only).

#### No Activity :

- No movement.
- Fan will reduce three speed from user's setting speed after 5 minutes. If no movement occurs in next approximate twenty minutes, fan will reduce to user's minimum fan speed setting.

### How Motion Sensor works

Human Activity / Fan Setting	Low Activity	High Activity	No Activity		
			Stage 1	Stage 2	Stage 3
Speed 9	9	9*	9	6	1 or OFF
Speed 8	8		8	5	
Speed 7	7	9	7	4	
Speed 6	6	8	6	3	
Speed 5	5	7	5	2	
Speed 4	4	6	4	1	
Speed 3	3	5	3	1*	
Speed 2	2	4	2		
Speed 1	1	3	1		

\* Indicates the maximum speed and minimum speed after changing speed during High Activity and No Activity. Maximum fan speed is Speed 9. The speed will not increase more than Speed 9 during High Activity. Minimum fan speed is Speed 1 or OFF. The speed will not decrease lower than Speed 1 or OFF during No Activity.

- This fan is equipped with Memory Function to restore user's last setting whenever fan is switched on.
- Whenever fan starts operating (by wall switch), motion sensor needs approximate one minute to initialize.
- Performance and accuracy may vary depending on actual condition use where heat source is:
  - 1) other than human being detected such as small animals, strong illuminating objects (e.g sunlight, fluorescent light, etc.), or temperature change (e.g air conditioner, heating unit, etc.).
  - 2) difficult to be detected when there is no movement.

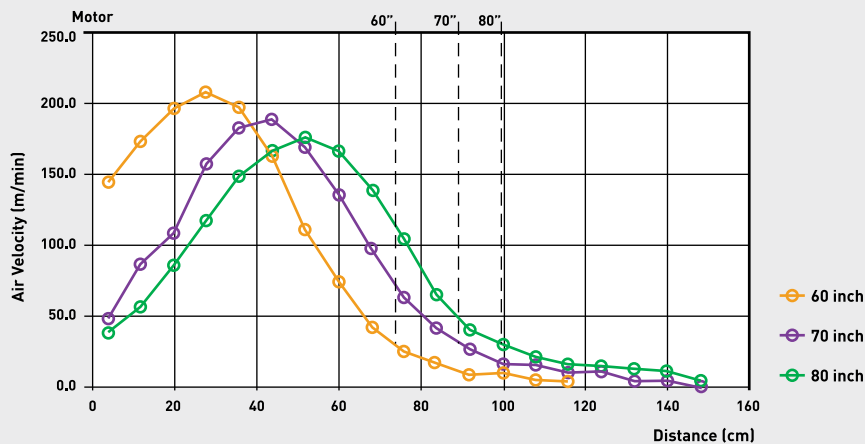


## New Twin DC Motor Technology

New twin DC motor with higher motor power which reduces power consumption up to 50% compared to AC motor.  
(Applicable for F-M18LY & F-M20LY)

## Bigger Blade Size

Provides higher air delivery compared to 60" models



## Hanging Structure: Ball Joint

### Benefit of Ball Joint vs Hook

#### For Safety:

- Support heavier weight
- Enhance mounting stability
- Embedded safety switch

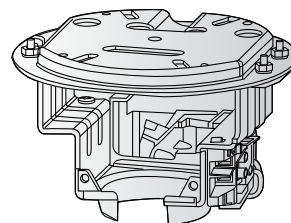
#### Easier fan installation

Installer can easily secure the pipe to the ball joint using both hands

#### No hook required

Hanger plate will be provided

<p><b>No Hook Required</b></p>		<p>For hook: Installer need to carry fan with one hand, while the other hand secure bolt into the hole before letting go.</p> <p>Hook pre-installed in houses by developer varies in sizes and length, thus we CANNOT ensure safety of fan hanging condition.</p>
--------------------------------	--	---



Hanger plate included

## Recommended Area



### Residential (Indoor/Outdoor)

- Wide/High Ceiling Area
- Living Rooms/Dining Rooms
- Verandah/Balcony
- Garages



### Commercial Area (Indoor/Outdoor)

- Cafes
- Restaurants
- Hotesl/Resorts/Villas
- Garages



### Public Amenities (Indoor/Outdoor)

- R&R Stops
- Mosques
- Train Stations
- Amenities Halls

# F-M20LYVBKRH

(Canopy Type)

# F-M20LYVBKSH

(Pipe Type)

*Mondo*



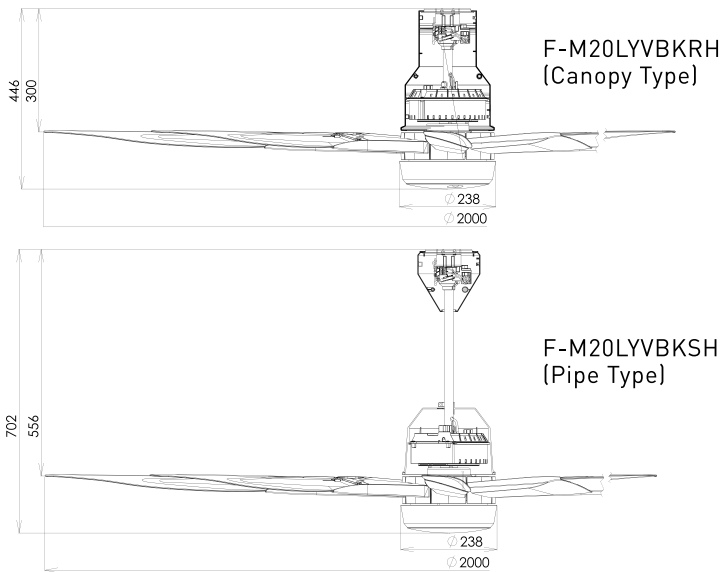
F-M20LYVBKRH  
(Canopy Type)



F-M20LYVBKSH  
(Pipe Type)



## Installation Space (unit:mm)



## Features

- 8-blade Design
- Motion Sensor
- New Twin DC Motor Technology
- Yuragi (Natural Breeze) Function
- Enhanced Safety Features
- Durable PPG Blade with Aluminum Blade Extension
- Greater Air Delivery
- LCD Remote Control with 9-sequential speed selection
- 1-8 Hour Off Timer
- 1-8 Hour On Timer
- 2-8 Hour Sleep Timer

## Dimension

Width: Ø2000mm (80")  
Height: Canopy Type: 446mm  
Pipe Type: 702mm

## Colour

Black

# F-M18LYVBKRH

(Canopy Type)

# F-M18LYVBKSH

(Pipe Type)



F-M18LYVBKRH  
(Canopy Type)



F-M18LYVBKSH  
(Pipe Type)



### Features

- 6-blade Design
- Motion Sensor
- New Twin DC Motor Technology
- Yuragi (Natural Breeze) Function
- Enhanced Safety Features
- Durable PPG Blade with Aluminum Blade Extension
- Greater Air Delivery
- LCD Remote Control with 9-sequential speed selection
- 1-8 Hour Off Timer
- 1-8 Hour On Timer
- 2-8 Hour Sleep Timer

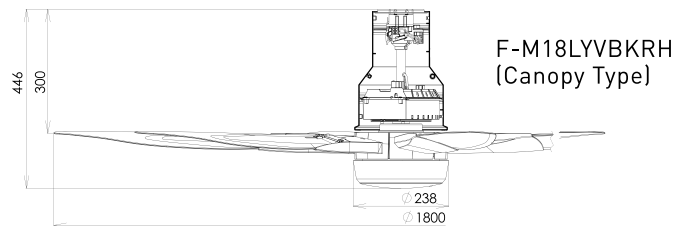
### Dimension

Width: Ø1800mm (70")  
 Height: Canopy Type: 446mm  
 Pipe Type: 702mm

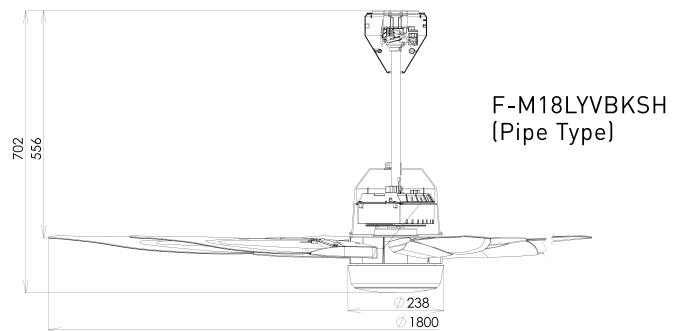
### Colour

Black

### Installation Space (unit:mm)



F-M18LYVBKRH  
(Canopy Type)



F-M18LYVBKSH  
(Pipe Type)



Experience a new level of smart living with the latest innovative Panasonic ceiling fan that can be controlled remotely via mobile app. Add a touch of convenience, flexibility and security to your schedule throughout the day for the best in comfortable living the smarter way.

### Mobile Application Control

App-enabled\* ceiling fan that connects to your Wi-Fi network and allows user to control their fans using mobile devices.

\*Requires Android 6 and above or iOS 12 and above for the app to work.

### New Generation DC Motor

Built in PCB and higher motor power output.

### State-of-the-art 1/f Yuragi Feature

Providing you with a natural breeze from the comfort of your own home. Literally.



Scan QR code for virtual preview



# Features

WIFAN



WiFi CERTIFIED

Available on the App Store

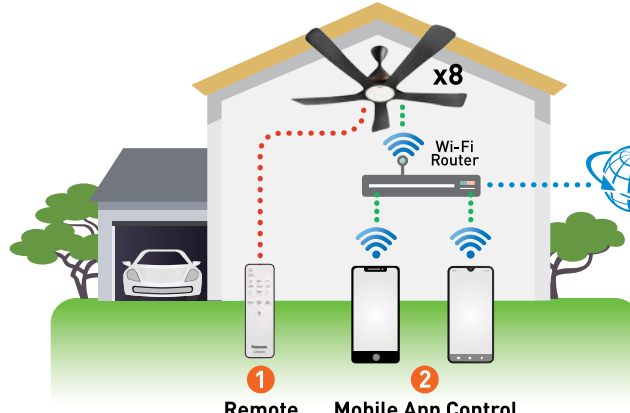
GET IT ON Google Play

## Mobile Application Control

App-enabled\* ceiling fan that connects to your Wi-Fi network and allows user to control their fans using mobile devices.

\*Requires Android 6 and above or iOS 12 and above for the app to work.

## Wi-Fi Ceiling Fan Connection

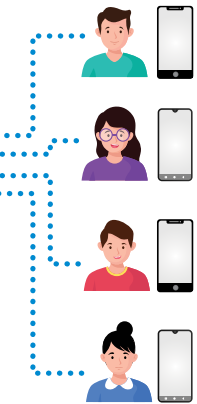


1 Remote Control

2 Mobile App Control

\*One user account can only control up to 8 WIFAN ceiling fans

3 Remotely control away from home



\*One WIFAN ceiling fan can only be registered by 4 user accounts

## Advantages of Mobile App Control

### Comfort

Remotely turns on the ceiling fan using the Mobile App before arriving home to enjoy the comfortable air.

### Convenient

Control and manage your ceiling fans from anywhere and anytime using your mobile devices.

### Customization

Preset your ceiling fan's fan and light setting according to your preferences to suit your daily activities.

### Energy Efficient

Eliminate the wastage of energy consumption from the unattended ceiling fans which are left behind by enable to turn them off even when you're away from home.



### Hassle Free

Control your ceiling fan using your mobile devices without having to search for the remote control.

### Security

Operate the ceiling fan at preset schedule (day and time) when away from home or on long vacation as a method for crime prevention.

### Timely

Make use of the "Scheduling Function", "Sleep Mode" and On/Off Timer to suits your daily activities

### Time Saving

Controls multiple ceiling fans simultaneously.

## Features Available in the App

### LED Lighting (Applicable for F-M15GCVBKSH & F-M12GCVBKH)

#### Adjustable Color Temperature

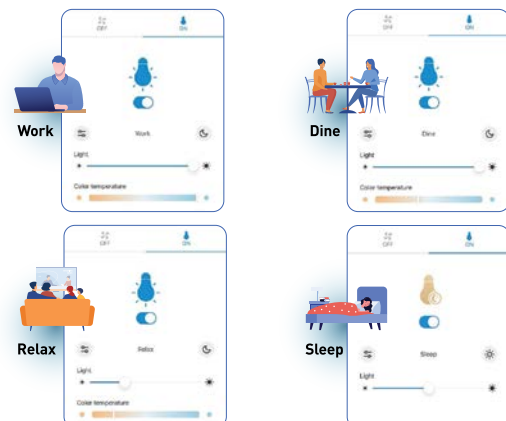


Mode	Normal Light Mode	Night Light Mode
Adjustable Brightness Level	Min: 25(lx) Max: 200(lx)	Min: 0.15(lx) Med: 0.60(lx) Max: 1.10(lx)

#### Preset Lighting Scene Setting

(Applicable for F-M15GCVBKSH & F-M12GCVBKH)

Preset with 4 light setting for 4 common daily activities. The preset scene can also be overwritten by adjusting the light setting according to your preferred comfort level and save the setting for easy 1-Touch access.



## Reverse Function

The reverse function rotates the ceiling fan in a clockwise mode and draws cool air upwards and circulates the air around the room for an even air flow and comfortable temperature. The reverse function complements with the functions of an air conditioner and helps to maximize the effectiveness of the air conditioner.



Reverse function rotates clockwise



without Reverse function



with Reverse function

## Innovative Blade Design



**60" blade**

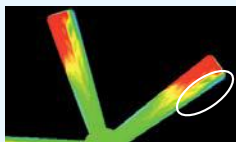
Applicable for  
F-M15GCVBKSH  
F-M15ECVBKSH

**Wider Air Delivery**  
Blade shapes like an eagle's wings for wider and stronger air flow.



### New Blade

Pressure contour



Torque at the edge of blade for wider wind spread

Vector Diagram



Blade designed to suppress central vortex allowing wind to spread easily



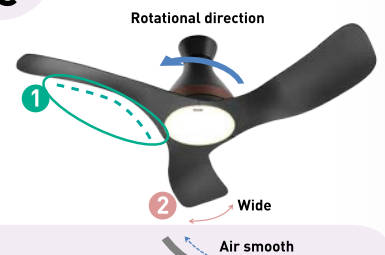
Wider air delivery without having any additional air moving products to enjoy comfortable wind



**48" blade**

Applicable for  
F-M12GCVBKH  
F-M12ECVBKH

**More Silent And Low Noise**  
Blade shapes like an owl's wings for soft and silent air flow.



### New Blade

**1 3D Curve blade**  
Blade tip moves in advance to the rotational direction and does not cut air at same timing

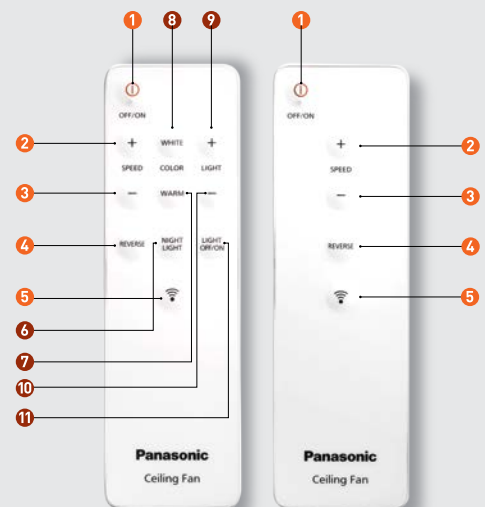
**2** Blade turn gradually causing small pressure change to create smooth and quiet air



Silent air flow with less noise disturbance for a relaxing and peaceful sleep

## Simple and Contemporary Remote Control

- 1 Off/On Button:** Press to activate or stop ceiling fan
- 2 "+" Speed Button:** Increases the fan speed
- 3 "-" Speed Button:** Decreases the fan speed
- 4 Reverse Button:** Changes the direction of fan rotation (clockwise, anticlockwise)
- 5 Wi-Fi Button:** Press to activate or turn off the ceiling fan wireless network
- 6 Night Light Button:** Press to select LED NIGHT LIGHT mode
- 7 Warm Mode Button:** Press to adjust WARM colored LED Light
- 8 White Mode Button:** Press to adjust WHITE colored LED Light
- 9 "+" Light Button:** Increases the light brightness gradually
- 10 "-" Light Button:** Decreases light brightness gradually
- 11 Light Off/On Button:** Turns Off or turns On the Light



Remote control for  
F-M15GCVBKSH &  
F-M12GCVBKH

Remote control for  
F-M15ECVBKSH &  
F-M12ECVBKH

# F-M15GCVBKSH



## Features

- 5-Blade Design
- Wider Air Delivery
- LED Lighting
  - Adjustable Colour Temperature & Brightness
  - Adjustable Brightness for Night Light Mode
  - Preset 4-Scene Setting\*
- Mobile App Control
- Simple and Contemporary Remote Control
- New Generation DC Motor
- Yuragi (Natural Breeze Function)\*
- Reverse Function
- Scheduling Function\*
- Grouping Function\*
- Sleep Mode\*
- ON/OFF Timer\*
- Enhanced Safety Features
- Durable ABS-GF Blades

\*Only available in the Mobile App


## Dimension

Width: Ø1500mm (60")  
Height: 423mm

## Colour

Black

## Installation Space (unit:mm)



# F-M15ECVBKSH



## Features

- 5-Blade Design
- Wider Air Delivery
- Mobile App Control
- Simple and Contemporary Remote Control
- New Generation DC Motor
- Yuragi (Natural Breeze Function)\*
- Reverse Function
- Scheduling Function\*
- Grouping Function\*
- Sleep Mode\*
- ON/OFF Timer\*
- Enhanced Safety Features
- Durable ABS-GF Blades

\*Only available in the Mobile App

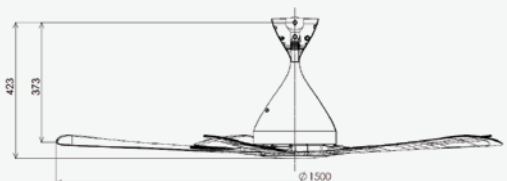
## Dimension

Width: Ø1500mm (60")  
Height: 423mm

## Colour

Black

## Installation Space (unit:mm)





## Features

- 3-Blade Design
- Gentle & Silent Air Flow
- LED Lighting
  - Adjustable Colour Temperature & Brightness
  - Adjustable Brightness for Night Light Mode
  - Preset 4-Scene Setting\*
- Mobile App Control
- Simple and Contemporary Remote Control
- New Generation DC Motor
- Yuragi (Natural Breeze Function)\*
- Reverse Function
- Scheduling Function\*
- Grouping Function\*
- Sleep Mode\*
- ON/OFF Timer\*
- Enhanced Safety Features
- Durable ABS-GF Blades

\*Only available in the Mobile App

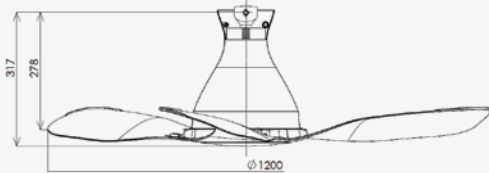
## Dimension

Width: Ø1200mm (48")  
Height: 317mm

## Colour

Black

## Installation Space (unit:mm)



## Features

- 3-Blade Design
- Gentle & Silent Air Flow
- Mobile App Control
- Simple and Contemporary Remote Control
- New Generation DC Motor
- Yuragi (Natural Breeze Function)\*
- Reverse Function
- Scheduling Function\*
- Grouping Function\*
- Sleep Mode\*
- ON/OFF Timer\*
- Enhanced Safety Features
- Durable ABS-GF Blades

\*Only available in the Mobile App

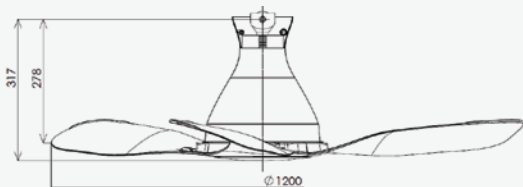
## Dimension

Width: Ø1200mm (48")  
Height: 317mm

## Colour

Black

## Installation Space (unit:mm)



# F-M12GCVBKH

WIFAN

# F-M12ECVBKH

WIFAN

# nanoe™ X Ceiling Fan



Purifying Your Living Space,  
Keeping You Safe Indoors

### nanoe™ X Technology

Enjoy quality air at home and in other interior environments.

### ECONAVI Technology

Senses, Self Adjust, Saves. Intelligent sensor that helps to save energy by detecting unconscious waste of energy and adjusts fan speed automatically.

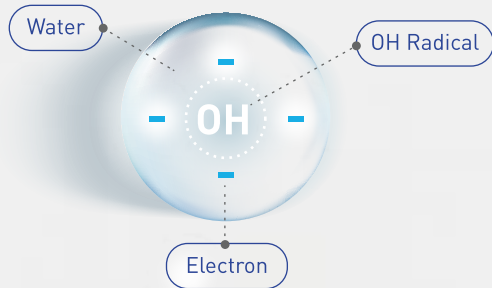
### DC Motor Technology

Save up to 55% energy compared to AC motor.

## Panasonic Unique nanoe™ X Technology

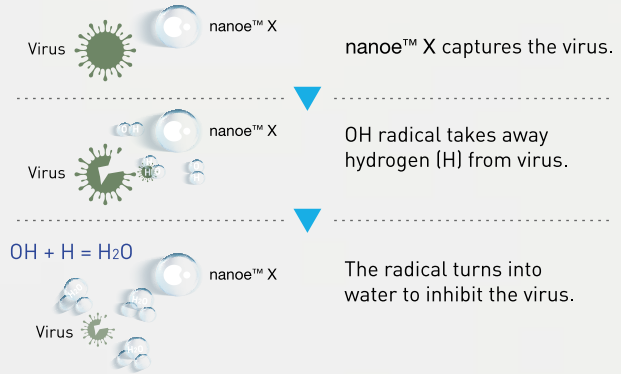
A nanoe™ X is a fine (5 to 20nm) and weak acidic water particle with a reactive substance and an electric charge. A nanoe™ X device releases radicals in water molecules which effectively inhibits viruses, bacteria, odors and allergens. The effectiveness of virus and bacteria inhibition\*<sup>1</sup> depends on the number of OH radical.\*<sup>2</sup> A nanoe™ X device generates at a high rate of 4.8 trillion per second.

nanoe = nano-technology + electric

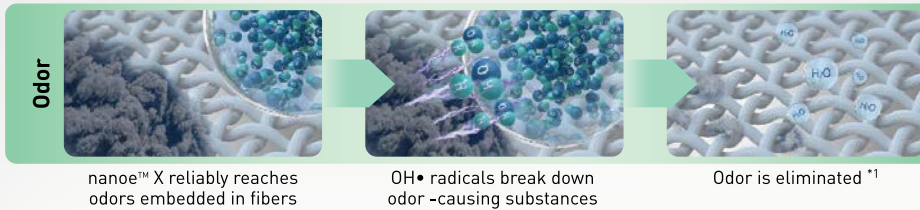


nanoe™ X wrapped in water molecule

How Does nanoe™ X Work?



## How nanoe™ X inhibit pollutants?



## The characteristics and 7 effects of nanoe™ X

nanoe™ X are nano-sized electrostatic atomized water particles with 4.8 trillion of OH radicals.

<p><b>Odours</b></p> <p>Eliminates frequently encountered odours.</p>	<p><b>Bacteria &amp; viruses</b></p> <p>Inhibits activity of airborne, adhered bacteria &amp; viruses.</p>	<p><b>Mould</b></p> <p>Inhibits activity of airborne mould &amp; adhered mould.</p>	<p><b>Allergens</b></p> <p>Inhibits pet-derived allergens and major allergens.</p>
<p><b>Pollens</b></p> <p>Inhibits pollens globally all year around.</p>	<p><b>Hazardous substances</b></p> <p>Breaks down/inhibits hazardous substances known to be found in PM2.5.</p>	<p><b>Skin &amp; hair</b></p> <p>Moisturises skin and makes hair straighter &amp; sleeker.</p>	

## nanoe™ X Characteristics

### Longer Life

Coated in water, nanoe™ X has six times longer life spans than ordinary air ion technology.



Ordinary Air Ion Technology  
Dissipates in 100 seconds

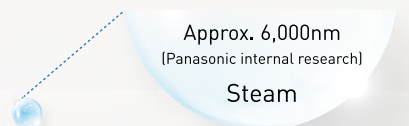


nanoe™ X  
After 100 seconds

### Microscope Scale

One-billionth the volume of a steam particle.

nanoe™ X  
Approx. 5-20nm

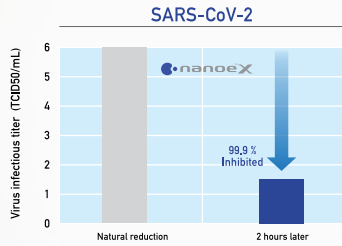


# nanoe™ X Main Features



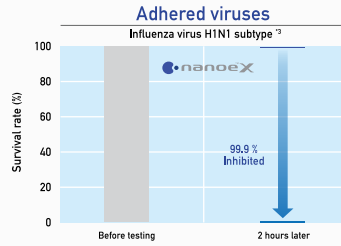
## Anti-Virus/Bacteria

Inhibits viruses (99.9%) and bacteria (99.99%)



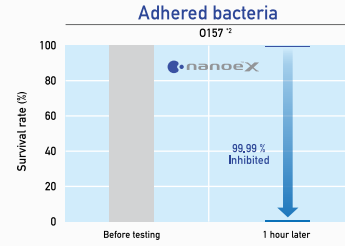
### Novel Coronavirus (COVID-19)

Testing Organization : TEXCELL (France)  
 Testing Method : Exposed to a nanoe™ device at 15cm distance in 45L enclosed box for 2 hours  
 Test Substance : novel coronavirus (SARS-CoV-2)  
 Test Results : Over 99.99% of activity is inhibited (1140-01 A1)



### Influenza Virus H1N1 Subtype

Testing Organization : Kitasato Research Center for Environmental Science  
 Testing Method : Measured the number of viruses adhered to a cloth in an approximately 1m3 airtight test room  
 Inhibition Method : nanoe™ released  
 Test Substance : Adhered virus  
 Test Results : Inhibited by at least 99.9% in 2 hours (21\_0084\_1)



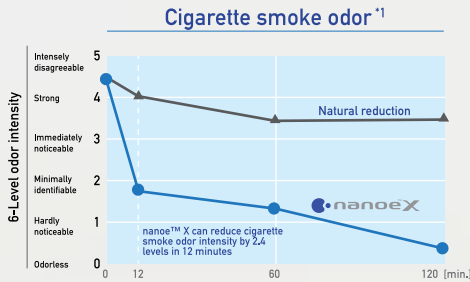
### E. Coli (O157)

Testing Organization : Japan Food Research Laboratories  
 Testing Method : Measured the number of bacteria adhered to a cloth in an approximately 45L airtight test room  
 Inhibition Method : nanoe™ released  
 Test Substance : Adhered bacteria  
 Test Results : Inhibited by at least 99.9% in 1 hour (208120880\_001)



## Deodorization

Reduces strong cigarette smoke odor to hardly noticeable in only 1 hour



Deeply penetrates into cloth fabrics for inhibiting odor

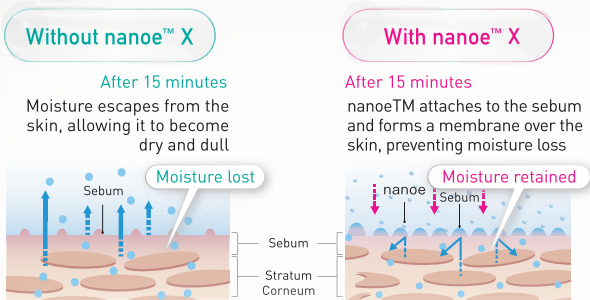
### Cigarette Smoke Odor

[Testing organization] Panasonic Product Analysis Center  
 [Testing method] Verified using the six-level odor intensity scale method in an approximately 23m³ test room  
 [Deodorization method] nanoe™ released  
 [Test substance] Surface-attached cigarette smoke odor  
 [Test results] Odor intensity reduced by 2.4 levels in 12 mins. (4AA33-160615-N04)



## Skin and Hair Hydration

Helps keep the moisture back to the skin



- [Testing organization] Panasonic Product Analysis Center [Testing method] Rest period: 90 minutes, nanoe™ exposure time: 60 minutes, retention: 60 minutes. 8 women aged 30-49 with dry to normal skin [Test results] Change in skin moisture content equivalent to a 20% point increase from 30% to 50% in environmental humidity [USG-KT-14K-012-TM]
- [Testing organization] FCG Research Institute, Inc. [Testing method and test results] Of 20 women 40 ± 2 years old, 10 women used a nanoe™ generating device at home for 28 days, while the other 10 women used a device with no nanoe™ generating device for 28 days at home [19104]

### Disclaimer

- Please note that products incorporating nanoe™ X and nanoe™ technology are not to be used for medical treatment.
- nanoe™ X and nanoe™ are not intended to prevent infectious diseases. The technology has been found to be effective in suppressing a variety of harmful airborne and adhering substances, including viruses (e.g., H1N1), bacteria (e.g., E. coli), mold fungi, and allergens. However, nanoe™ X and nanoe™ do not create an aseptic environment, nor do they guarantee prevention of infection.
- Data regarding the effectiveness of nanoe™ X and nanoe™ have been obtained through experiments under special conditions using devices that generate electrostatic atomized water, and have not been tested on commercial products with the devices incorporated in them.
- The deodorization effect varies according to the environment (e.g., temperature and humidity), operation time, odor, and fabric type. It does not eliminate the toxic substances in cigarettes (e.g., carbon monoxide). Odors that are continuously generated (e.g., building material and pet odors) are not completely eliminated. Results may vary based on usage and seasonal/environmental variables (e.g., temperature and humidity). nanoe™ X and nanoe™ inhibit activity or growth of viruses, but do not prevent infection.
- The actual effects may vary depending upon the specific condition of the room, etc.

**NEW**

# F-M15MEVBKQH

(short pipe)

# F-M15MEVBKRH

(long pipe)



**SAVE**  
UP TO  
**64%**  
ELECTRICITY

**SAVE**  
UP TO  
**55%**  
ELECTRICITY

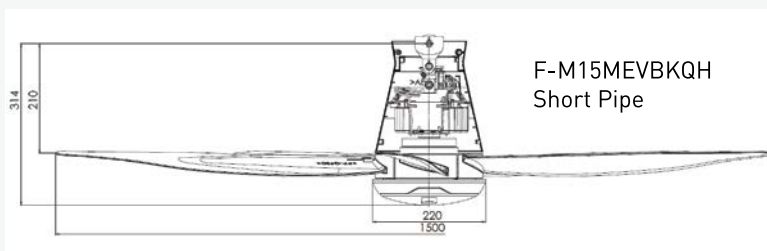


nanoe™ X

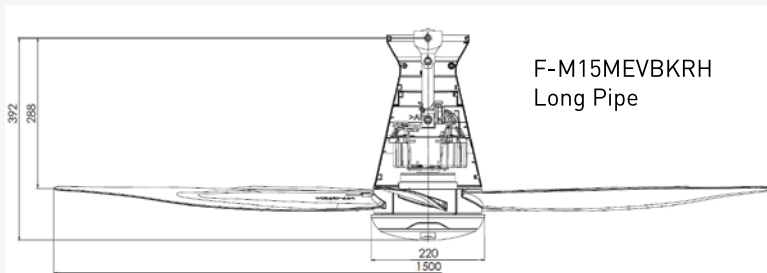
INTELLIGENT ECO SENSORS  
**ECONAVI**

INTEGRITY SAVING  
**DC Motor**

## Installation Space (unit:mm)



F-M15MEVBKQH  
Short Pipe



F-M15MEVBKRH  
Long Pipe

## Features

- nanoe™ X Technology
- ECONAVI Feature
- DC Motor Technology
- Yuragi (Natural Breeze) Function
- Enhanced Safety Features
- Greater Air Delivery
- Durable Blades (PPG Material)
- LCD Remote Control with 9-sequential speed selection
- 1-8 Hour Off Timer
- 1-8 Hour On Timer
- 2-8 Hour Sleep Timer

## Dimension

Width: Ø1500mm (60")  
Height: Short pipe: 314mm  
Long pipe: 392mm

## Colour

Black

# Senses. Self-Adjust. Saves.



1

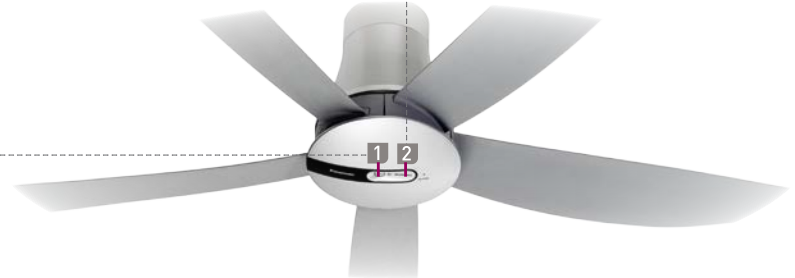


**ECONAVI Integrated Circuit**  
This intelligent microprocessor analyzes information from the sensor and adjust the fan speed to optimum conditions.

2



**Temperature Sensor**  
Detects surrounding temperature.



## What is ECONAVI?

ECONAVI Intelligent Sensor detects unconscious waste of energy using the temperature sensor. It is able to monitor surrounding temperature and adjust the fan speed automatically to give the most comfortable air to human body. While adjusting the the fan speed, it saves energy efficiently with uninterrupted comfort and convenience.

## How it works.

### Senses

ECONAVI features Intelligent surrounding temperature detection that senses every 3 minutes.



**Zone 1**  
31°C SUNNY



**Zone 2**  
30°C SUNNY



**Zone 3**  
24°C - 29°C SUNNY



**Zone 4**  
Below 24°C CLOUDY / NIGHT

### Self-Adjusts

ECONAVI feature will adjust speed automatically to give the most comfortable air to human body according to the surrounding temperature and room conditions.



**Zone 1**  
31°C SUNNY

**Increase**



**Zone 2**  
30°C SUNNY

**Reduce**



**Zone 3**  
24°C - 29°C SUNNY

**Reduce**



**Zone 4**  
Below 24°C CLOUDY / NIGHT

**Reduce**

## ECONAVI-Temperature Sensor

64% energy saving when in ECONAVI mode  
Activated 10 minutes after START.



Temperature detection every 3 minutes.

Room Temp Zone (simulation)	
≥30°C	Zone 1 ☀️ (Day Time)
≥29°C	Zone 2 ☀️ (Day Time)
24-29°C	Zone 3 ☀️ 🌬️ (Day Time, Air conditioner usage)
<24°C	Zone 4 ⭐️ 🌬️ (Night Time, Air conditioner usage)

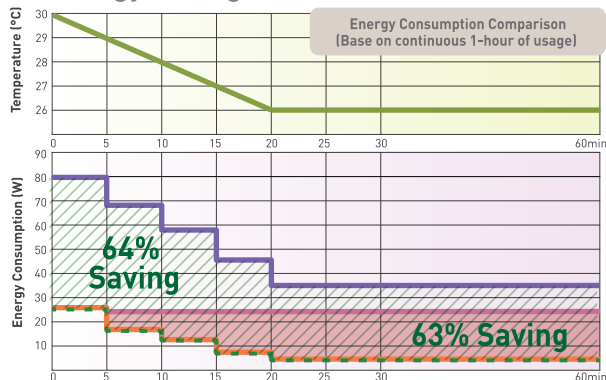
Room Temp Change	ECONAVI (9 Speed)
1°C ↑	2 speed ↑
1°C ↓	2 speed ↓
1°C ↑	2 speed ↑
1°C ↓	1 speed ↓
1°C ↑	1 speed ↑
1°C ↓	1 speed ↓
1°C ↑	No change
1°C ↓	1 speed ↓

## Saves

ECONAVI with smart eco sensor now has the abilities to detect and reduce energy waste. You can now enjoy more saving of up to 64%\*



## Energy-saving effect with ECONAVI



- F-M15H5 (Without ECONAVI)
- F-M15H5 (With ECONAVI)
- F-M14HW (Without ECONAVI)
- F-M14HW (With ECONAVI)

ECONAVI F-M15H5 vs non-ECONAVI F-M15H5  
**64% Saving**

ECONAVI F-M14HW vs non-ECONAVI F-M14HW  
**63% Saving**

(Simulation condition: ● Room temperature decrease 4°C/20 minutes) ● DC motor starts from Speed 8

# Benefits of Econavi

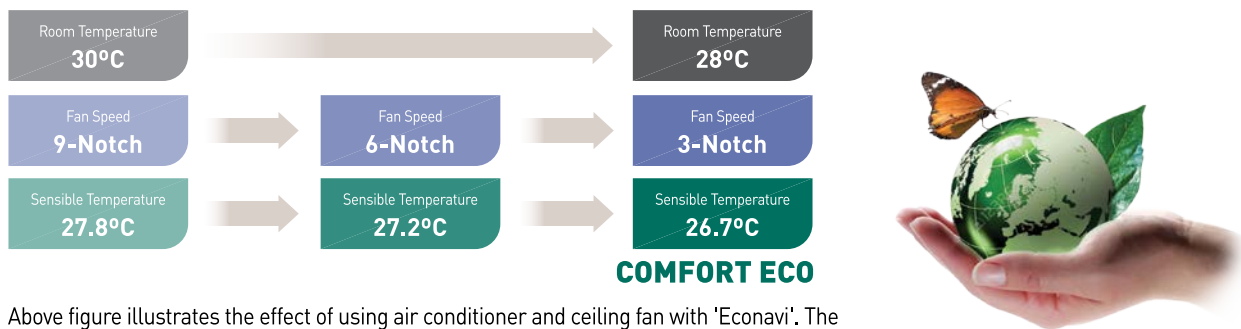
## If Ceiling Fan with Econavi operation is used

Almost the same sensible temperature is maintained by changing of wind velocity according to variations in temperature.

## If Air Conditioner and Ceiling Fan with Econavi operation are used

- Maintain amenity before the air conditioning reaches the preset temperature.
- Even air conditioning pauses when the desired temperature is reached, cool feeling is retained.
- Energy saving is realized as power consumption is reduced while optimum performances of both ceiling fan and air conditioner are achieved.

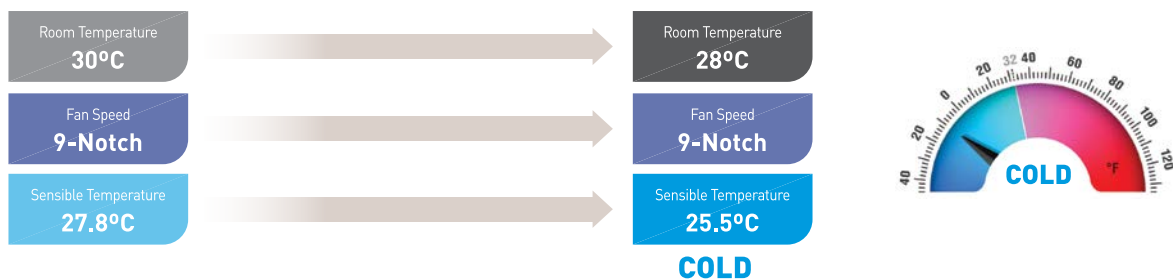
## Air conditioner and ceiling fan is used with



Above figure illustrates the effect of using air conditioner and ceiling fan with 'Econavi'. The fan speed is adjusted according to room temperature monitored by the intelligent thermal sensor. Room temperature decreases to 28°C over a period, while the sensible temperature could be maintained to 26.7°C, which is said to be most comfortable to human body\*.

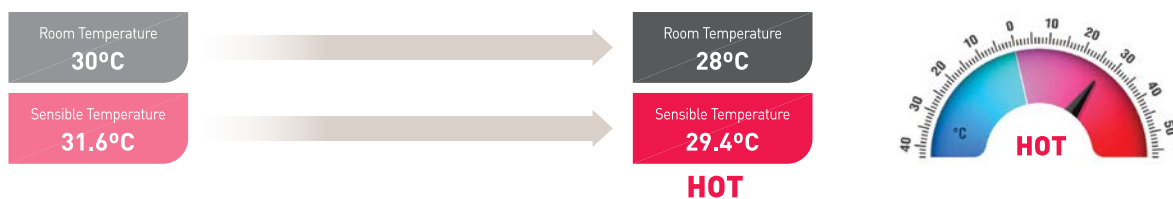
\* By ASHRAE (American Society of Heating, Refrigerating and Air-conditioning Engineers) report at Year 1971.

## Air conditioner and ceiling fan is used without



This figure illustrates the effect of using both air conditioner and ceiling fan without 'Econavi Mode'. The fan operates at high speed continuously. Room temperature decreases to 28°C over a period, while the sensible temperature decreases to 25.5°C, possible resulting the human body to feel cold.

## Only air conditioner is used



This figure illustrates the effect of using air conditioner only. The air conditioner operates without a ceiling fan. Room temperature decreases to 28°C over a period, while the sensible temperature is kept at 29.4°C that unable to achieve the optimum efficiency.

# Benefits of Econavi



**1** Thermal Sensor detects room temperature

**2** Motor speed is adjusted  
changing of wind velocity according to measured data

**3** Actual data is monitored  
Temperature difference around the ceiling fan is corrected by actual measured data.

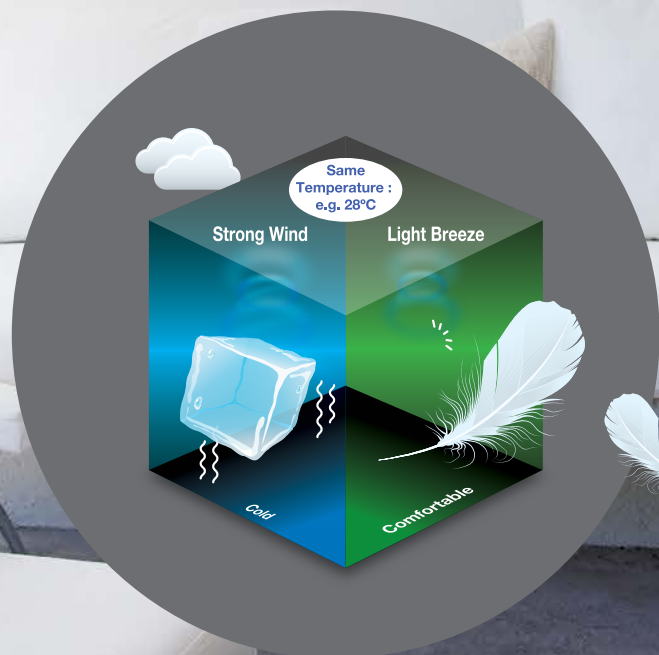
1m from floor

**Sensible Temperature**

## What is Sensible Temperature?

Sensible Temperature is the temperature felt by human being. It is not the same as the thermometer reading. Surrounding air circulation is one of the important factors reflecting the effect of the temperature. We lose heat when we expose to cold air. The greater the wind speed, the faster we lose heat.

For instance, compared with the one under light breeze, you may feel much colder if you are exposed to strong wind, even if the room temperature is the same.





# F-M15H5VBSQH

(short pipe)

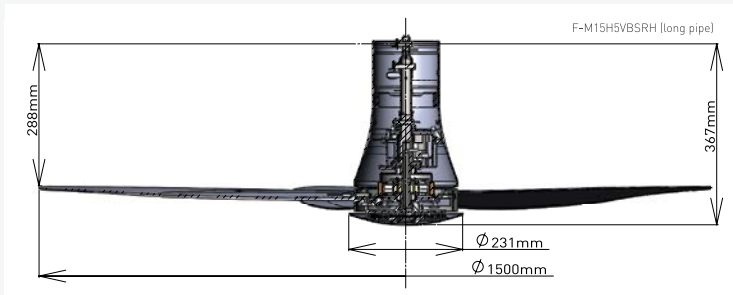
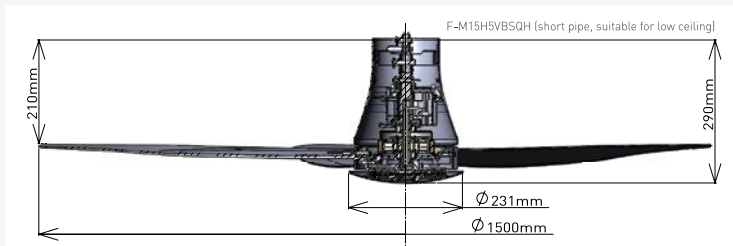
# F-M15H5VBSRH

(long pipe)

INTELLIGENT ECO SENSORS  
**ECONAVI**



## Installation Space (unit:mm)



## Features

- ECONAVI Feature
- DC Motor Technology
- Yuragi (Natural Breeze) Function
- Enhanced Safety Features
- Greater Air Delivery
- Durable Blades (PPG Material)
- LCD Remote Control with 9-sequential speed selection
- 1 - 8 Hour Off Timer
- 1 - 8 Hour On Timer
- 2 - 8 Hour Sleep Timer

## Dimension

Width:  $\varnothing 1500\text{mm}$  (60")  
Height: Short pipe: 290mm  
Long pipe: 367mm

## Colour

Platinum Silver

# F-M14HWVBSQH

INTELLIGENT ECO SENSORS

**ECONAVI**



## Features

- ECONAVI Feature
- DC Motor Technology
- Yuragi (Natural Breeze) Function
- Enhanced Safety Features
- Greater Air Delivery
- Durable Blades (PPG Material)
- LCD Remote Control with 9-sequential speed selection
- 1 - 8 Hour Off Timer
- 1 - 8 Hour On Timer
- 2 - 8 Hour Sleep Timer

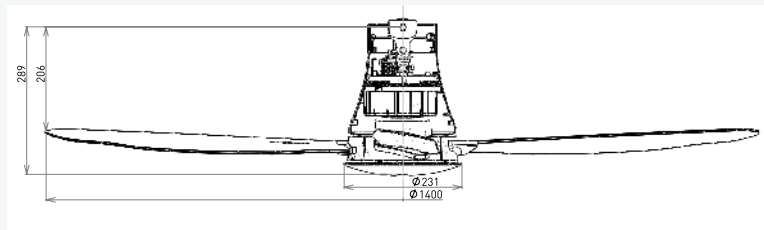
## Dimension

Width:  $\varnothing$ 1400mm (56")  
Height: 289mm

## Colour

Platinum Silver

## Installation Space (unit:mm)





## LED Ceiling Fan

(Applicable for F-M15GW, F-M12GX)

LED ceiling fan provides you greater space with the lighting incorporated into the fan. LED is used due to its long lifespan and also simply because it is energy saving.

### 85% Energy Saving\*

\* LED Light compared to incandescent bulb.

### Hassle-free - No Bulb Replacement Needed

With the long lifespan of LED light, there is no need to constantly change your light bulb - and reduce garbage waste.

### Brightness

Brightness = Up to 200 lx\*

### Power Consumption

Up to 22W\*

22W LED light = Incandescent lamp 4 x 60W

### Coverage\*

< HIGH > - 200lx

- i) 4m coverage - strong lighting
- ii) 6m coverage - moderate lighting
- iii) 8m coverage - weak lighting

### Colour

	Model	Brightness	Light color
High	F-M15GW	200(lx)	White
	F-M12GX	150(lx)	Cool Day Light
Medium	F-M15GW	150(lx)	Cool Day Light Warm
	F-M12GX	75(lx)	Cool Day Light
Low	F-M15GW	3(lx)	Warm
	F-M12GX	3(lx)	Cool Day Light

### Light Evenness

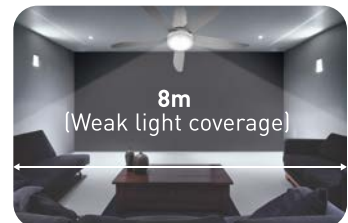
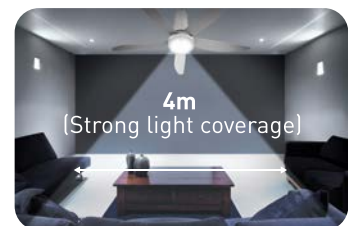
LED Cover has diffusion material that produce even light distribution

\* Subject to selected models

### Image of Room General Lighting



### LED Lighting Coverage\*




# F-M15GWVBSQH

(short pipe)

# F-M15GWVBSRH

(long pipe)



## Features

- LED Lighting - 4 mode selection
- DC Motor Technology
- Yuragi (Natural Breeze) Function
- Enhanced Safety Features
- Greater Air Delivery
- Durable Blades (PPG Material)
- LCD Remote Control with 9-sequential speed selection
- 1-8 Hour Off Timer
- 1-8 Hour On Timer
- 2-8 Hour Sleep Timer

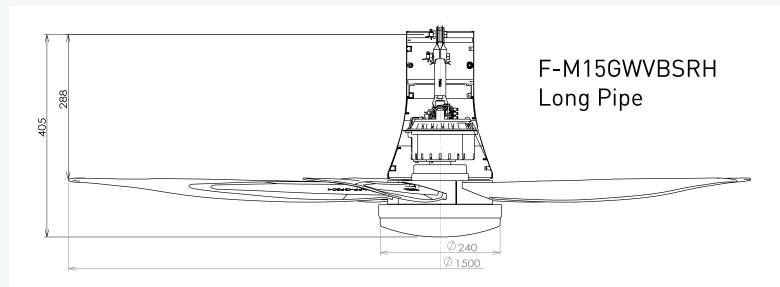
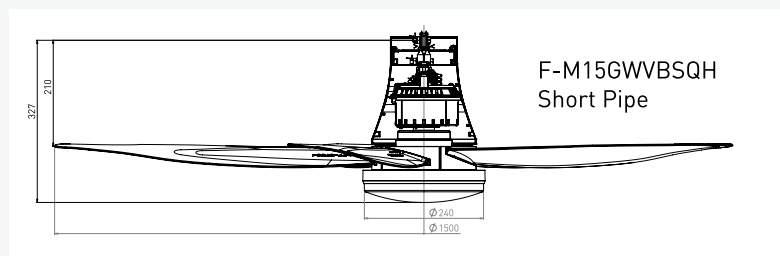
## Dimension

Width:  $\varnothing 1500\text{mm}$  (60")  
 Height: Short pipe: 327mm  
 Long pipe: 405mm

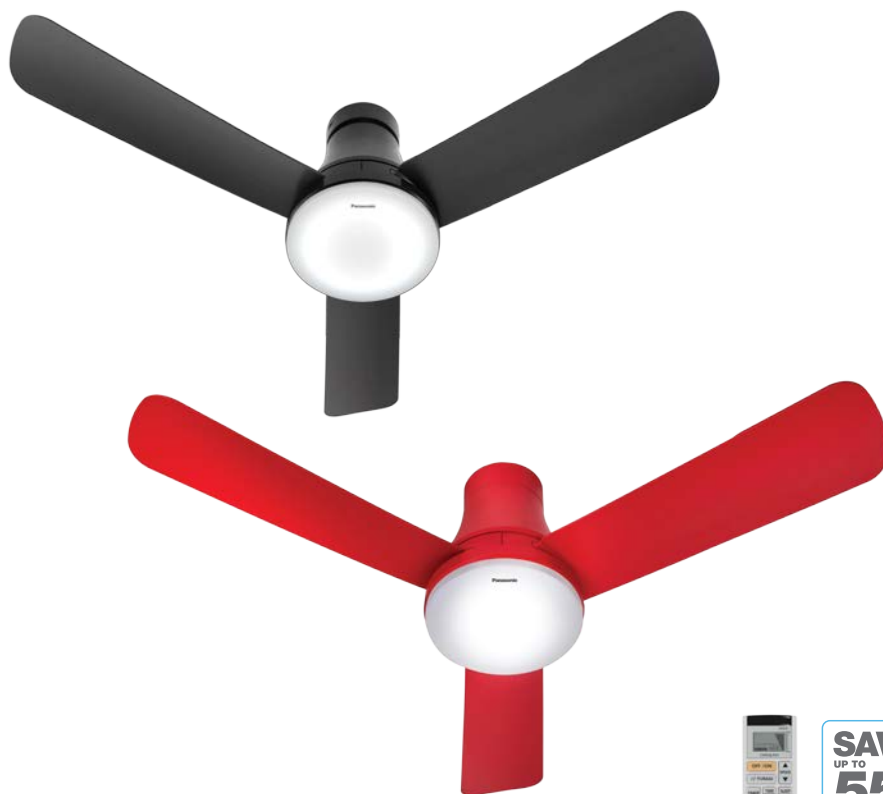
## Colour

Platinum Silver

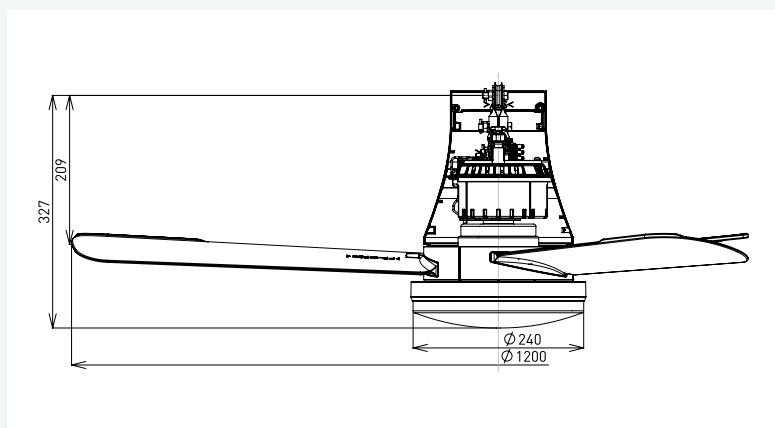
## Installation Space (unit:mm)



# F-M12GXVBHQH/ F-M12GXVBRQH



## Installation Space (unit:mm)



## Features

- LED lighting - 3 mode Selection
- DC Motor Technology
- Yuragi (Natural Breeze) Function
- Enhanced Safety Features
- Greater Air Delivery
- Durable Blades (PPG Material)
- LCD Remote Control with
  - 9-Sequential Speed Selection
  - 1-8 Hour Off Timer
  - 1-8 Hour On Timer
  - 2-8 Hour Sleep Timer

## Dimension

Width:  $\varnothing$ 1200mm (48")  
Height: 327mm

## Colour

Dark Grey  
Red



## AURA

### DC Motor Technology

Save up to 55% energy compared to AC motor

### State-of-the-art 1/f Yuragi Feature

Providing you with a natural breeze from the comfort of your own home. Literally.

### Enhanced Safety Features

Safety wires & blade hook ensure zero mishaps should blade screws come loose. Fan rod is connected to a safety switch that cuts power supply should any malfunction occur.

### Stylish 3D Blade Design

Tough yet durable, light and rust proof blades generate maximum air delivery with minimal noise.

### Greater Air Delivery

3D blades provide great air delivery with minimal noise.

# F-M15EXVBKQH

(short pipe)

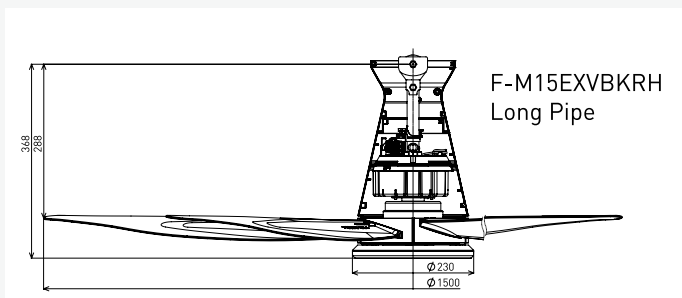
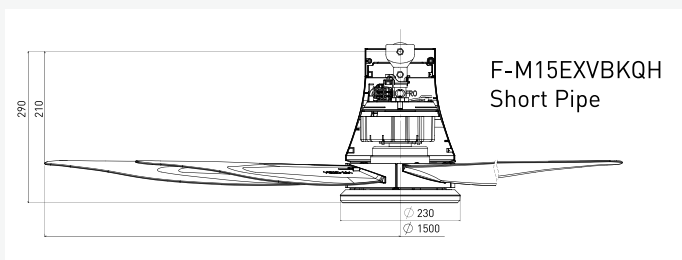
# F-M15EXVBKRH

(long pipe)

**AURA**



## Installation Space (unit:mm)



## Features

- DC Motor Technology
- Yuragi (Natural Breeze) Function
- Enhanced Safety Features
- Greater Air Delivery
- Durable Blades (PPG Material)
- LCD Remote Control with 9-Sequential Speed Selection
- 1-8 Hour Off Timer
- 1-8 Hour On Timer
- 2-8 Hour Sleep Timer

## Dimension

Width:  $\varnothing 1500\text{mm}$  (60")  
Height: Short pipe: 290mm  
Long pipe: 368mm

## Colour

Black



**NAMI**  
series

### State-of-the-art 1/f Yuragi Feature

Providing you with a natural breeze from the comfort of your own home. Literally.

### Enhanced Safety Features

Safety wires & blade hook ensure zero mishaps should blade screws come loose. Fan rod is connected to a safety switch that cuts power supply should any malfunction occur.

### Stylish 3D Blade Design

Tough yet durable, light and rust proof blades generate maximum air delivery with minimal noise.

### Greater Air Delivery

3D blades provide great air delivery with minimal noise.

### Speed Control

5- preset speed selection with sleep and off timer, with a press of a button from the remote control.

CEILING FAN

30



### Features

- 5-blade design
- Yuragi (Natural Breeze) Function
- Enhanced Safety Features
- Remote Control With 5-preset Speed
- Greater Air Delivery
- 1,3,6-Hour Off And Sleep Timer
- Durable Blades (PPG material)

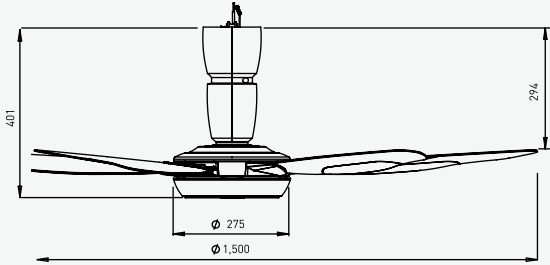
### Dimension

Width: Ø1500mm (60")  
Height: 401mm

### Colour

Silver

### Installation Space (unit:mm)



## F-M15E2VBHH

NAMI series



### Features

- 4-blade design
- Yuragi (Natural Breeze) Function
- Enhanced Safety Features
- Remote Control With 5-preset Speed
- Greater Air Delivery
- 1, 3, 6-Hour Off And Sleep Timer
- Durable Blades (PPG material)
- Most Suitable For Low Ceiling

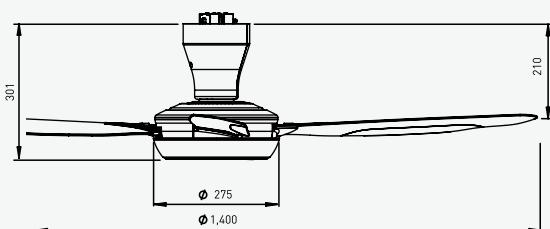
### Dimension

Width: Ø1200mm (48")  
Height: 255mm

### Colour

Silver Grey

### Installation Space (unit:mm)



## F-M14E2VBHH

NAMI series



**BAYU**  
series



### New Blade Design

Innovative blade design optimizes air delivery while ensuring quiet, smooth operation. Suitable for any décor.

### 1, 3, 6-hour Off Timer

Preset your fan to shut off after selected time range, regardless of selected speed.

### 3, 6-hour Sleep Timer

Gradually decreases fan speed till it powers off while you sleep.

### Speed Control

Control fan functions with a simple touch.

### Enhanced Safety Features

Blade hooks prevent any mishaps should blade screws give away.

Thermal safety fuse protects fan from electrical surges.

Safety limit switch shuts off fan if any malfunctions occur.

# F-M14DZ

BAYU 5



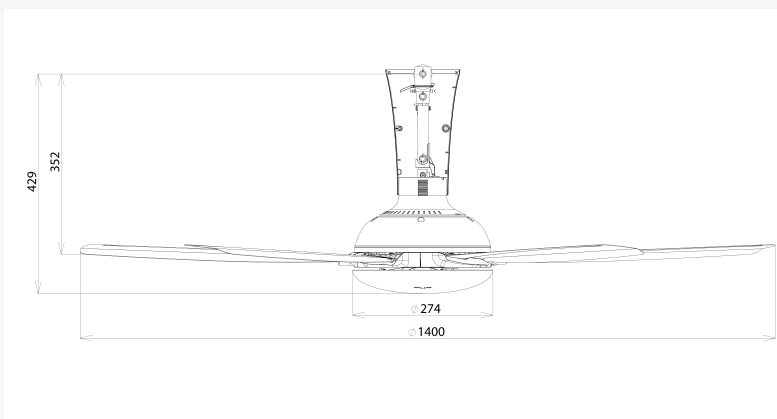
F-M14DZVBKH (Black)



F-M14DZVBWH  
(White)



## Installation Space (unit:mm)



## Features

- 5-blade design for Better Air Delivery
- Enhanced Safety Features
- Remote Control with 3-Preset Speed
- 1, 3, 6-Hour Off Timer
- 3, 6-Hour Sleep Timer

## Dimension

Width: Ø1400mm (56")  
Height: 429mm

## Colour

Black  
White

# F-M14CZ

## BAYU



F-M14CZVBKH (Black)



F-M14CZVBWH  
(White)



### Features

- 4-blade Design
- Enhanced Safety Features
- Remote Control with 3-Preset Speed
- 1, 3, 6-Hour Off Timer
- 3, 6-Hour Sleep Timer

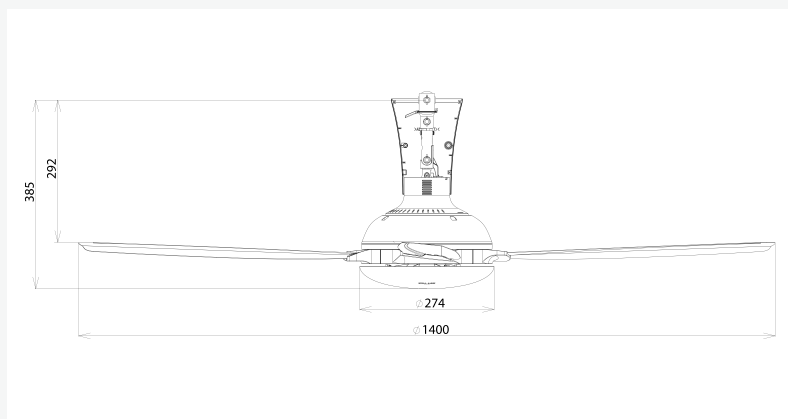
### Dimension

Width: Ø1400mm (56")  
Height: 385mm

### Colour

Black  
White

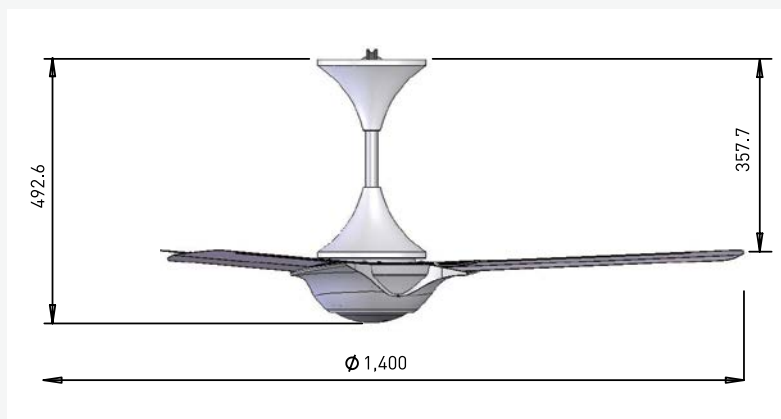
### Installation Space (unit:mm)



# F-M14C2VBHH



## Installation Space (unit:mm)



## Features

- New 3-blade Design
- Enhanced Safety Features
- Remote Control with 3-Preset Speed
- 1, 3, 6-Hour Off Timer
- 3, 6-Hour Sleep Timer

## Dimension

Width:  $\varnothing$ 1400mm (56")  
Height: 492.6mm

## Colour

Grey

# F-M12DEVBWH **NEW**

BAYU<sup>JR</sup>



CEILING FAN

36



## Features

- New 3-blade Design
- PPG Material
- Enhanced Safety Features
- Remote Control with 3-Preset Speed
- 1,3,6-Hour Off Timer
- 3,6-Hour Sleep Timer

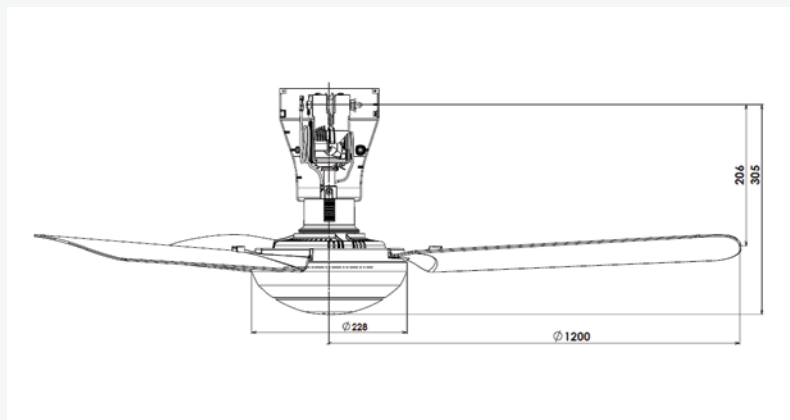
## Dimension

Width: Ø1200mm (48")  
Height: 305mm

## Colour

White

## Installation Space (unit:mm)

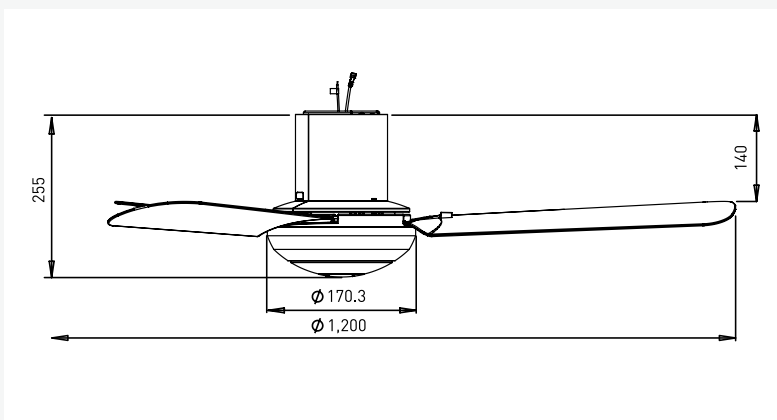


# F-M12D2VBHH

BAYU<sup>JR</sup>



## Installation Space (unit:mm)



## Features

- New 3-blade Design
- Enhanced Safety Features
- Remote Control with 3-Preset Speed
- 1, 3, 6-Hour Off Timer
- 3, 6-Hour Sleep Timer
- No hook required
- Hanger plate included

## Dimension

Width: Ø1200mm (48")  
Height: 255mm

## Colour

Silver



# Regulator Ceiling Fan

## 5-speed Electronic Regulator

Provides you a variation of speed – from soothing breeze to the strong breeze selection to suit your needs

## Enhanced Safety Features

Safety limit switch cuts the power supply should any malfunctions occur

Blade safety plate prevent any mishaps should blade screws give way.

Safety wire keeps the fan intact to prevent mishaps  
Thermal safety fuse protects fan from electrical surges

## Technologically Advance Motor

Durable motor that provides you maximum breeze with minimal noise



# F-M15A0

## Regulator Fan



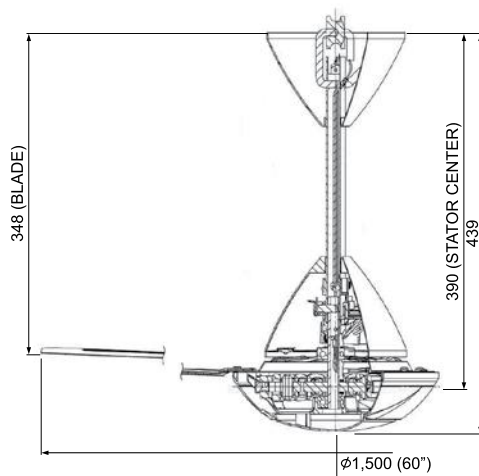
F-M15A0VBWH (White)



F-M15A0VBHH  
(Dark Grey)



### Installation Space (unit:mm)



### Features

- 5-speed Electronic Regulator
- Low Noise
- Wider Sweeping Blades
- Enhanced Safety Features
- Durable, Technologically Advanced Motor

### Dimension

Width:  $\varnothing$ 1500mm (60")  
Height: 439mm

### Colour

White  
Dark Grey

# F-M15B0VBNH

## Regulator Fan



### Features

- 5-speed Electronic Regulator
- Low Noise
- Wider Sweeping Blades
- Enhanced Safety Features
- Durable, Technologically Advanced Motor

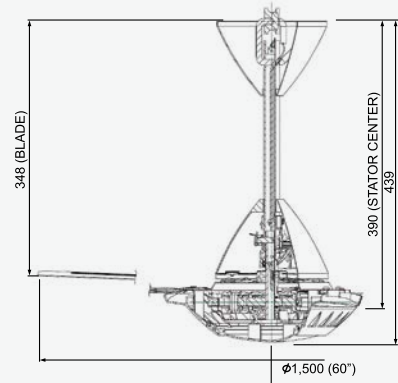
### Dimension

Width: Ø1500mm (60")  
Height: 439mm

### Colour

Mild Gold

### Installation Space (unit:mm)



# F-M12A0VBWH

## Regulator Fan



### Features

- 5-speed Electronic Regulator
- Low Noise
- Wider Sweeping Blades
- Enhanced Safety Features
- Ideal For Small Rooms and Spaces

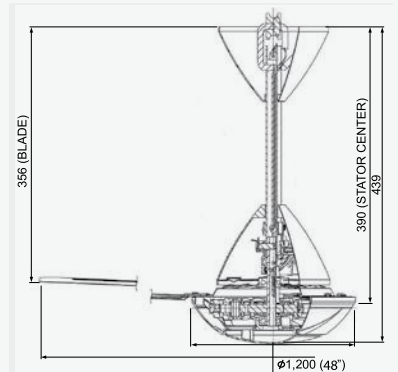
### Dimension

Width: Ø1200mm (48")  
Height: 255mm

### Colour

Silver

### Installation Space (unit:mm)





# GENERAL FAN

Feel a Greater Breeze Experience

Panasonic General Fan keep you in mind right out of the box. With easy assembly and maintenance, durable motors and one-touch oscillation angles.

## Stand Fan F-MT405-BN

### Features

- Thermal safety fuse
- Fully automatic oscillation
- Condenser motor
- 1-6 Hour timer

### Dimension

Width: 40cm (16")

### Colour

Gris fonce brown



## Stand Fan F-MX405

### Features

- Thermal safety fuse
- Fully automatic oscillation
- Condenser motor

### Dimension

Width: 40cm (16")

### Colour

Gris fonce brown



Champagne



Purplish Blue



## Table Fan F-MN404

### Features

- 3-Speed on/off switch
- Transparent plastic blades
- New condenser motor
- Thermal Safety fuse

### Dimension

Width: 40cm (16")

### Colour

Aqua blue



Meadow green



Grape purple



## Table Fan F-MN304

### Features

- 3-Speed on/off switch
- Transparent plastic blades
- New condenser motor
- Thermal Safety fuse

### Dimension

Width: 30cm (12")

### Colour

Aqua blue



Meadow green



Grape purple



# Wall Fan F-MU50YVBKH

## Features

- Turbo Fin Guard to Focus Airflow to Reach Further Distance
- Aluminium Blade For Stronger Airflow
- 3-blade design for Better Air Quality
- 3-speed On/Off Pull Switch
- Oscillation Control by Pull Switch
- Durable Condensor Motor with Permanently Lubricated Ball-bearing Assembly
- Thermal Safety Fuse

## Blade Size

Width: 50cm (20")

## Colour

Black



### New Blade Design

New aluminium blade to spin at maximum speed to generate higher air velocity (300m/min)

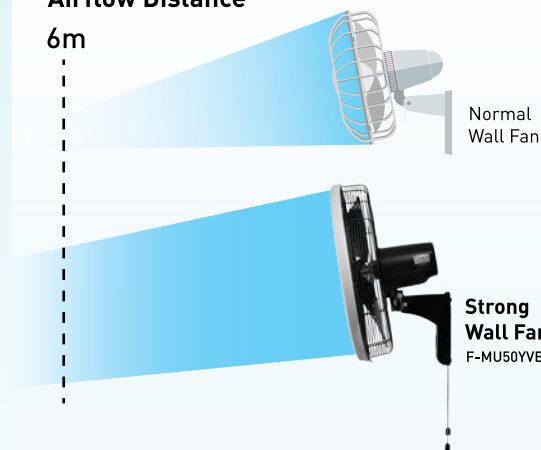


### Turbo Fin Guard Design

Front Turbo Fin Guard is shaped like stator blade to minimize pressure loss and generate maximum airflow.

### Airflow Distance

6m



**Turbo Fin Guard** will convert the swirling air to straight air, which focuses airflow to reach further distance

## Wall Fan F-MU44R-GY

### Features

- Full Multi-functional Remote Control With On/Off Function, 3-speed Control, Timer Setting And Oscillation Control
- 1,3,6-Hour Timer
- Ball-bearing Motor
- Thermal Safety Fuse

### Blade Size

Width: 40cm (16")

### Colour

White



F-MU44R-GY

## F-MU453VBHH

### Features

- 3-speed On/Off Pull Switch
- Oscillation Control By Pull Switch
- Durable Condenser Motor With Permanently Lubricated Ball-bearing Assembly
- Transparent Plastic Blades
- Thermal Safety Fuse

### Blade Size

Width: 45cm (18")

### Colour

Dark Grey



F-MU453VBHH

## F-MU408-WT / F-MU308-WT

### Features

- 3-blade design for Better Air Delivery
- 3-speed On/Off Pull Switch
- Oscillation Control By Pull Switch
- Durable Condenser Motor With Permanently Lubricated Ball-bearing Assembly
- Transparent Plastic Blades
- Thermal Safety Fuse

### Blade Size

40cm (16") - F-MU408-WT  
30cm (12") - F-MU308-WT

### Colour

White



F-MU408-WT



F-MU308-WT



# Wall Fan F-MU405VBHH



F-MU405VBHH

## Features

- 5-blade design for Better Air Delivery
- 3-speed On/Off Pull Switch
- Oscillation Control By Pull Switch
- Durable Condenser Motor With Permanently Lubricated Ball-bearing Assembly
- Transparent Plastic Blades
- Thermal Safety Fuse

## Blade Size

Width: 40cm (16")

## Colour

Dark Grey

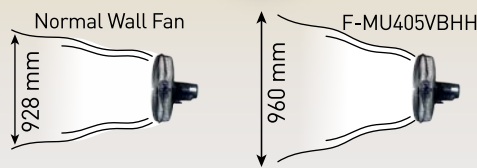


**New Design- Slim & Sleek**  
with slimmer guard depth of 130mm that is space saving



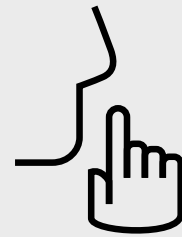
Slim design

**New 5 Blade Design Technology**  
for a wider airflow performance



Airflow surrounding for normal wall fan and F-MU405VBHH

**Silent Operation**  
low noise with 52dB



# Oscillation Fan F-MQ409-DG / F-MQ409-GY (Dark Grey) (White)



F-MQ409-DG



F-MQ409-GY

## Features

- Thermal Safety Fuse
- Regulator 5-speed Selection
- Transparent Plastic Blades
- 360° Oscillation Circle
- Durable Condenser Motor
- Adjustment Angle - 15°, 30° And 50°

## Blade Size

Width: 40cm (16")

## Colour

White / Dark Grey





# VENTILATION FAN

Healthy Air Exchange for a  
Healthy Living Environment

Panasonic Ventilation Fans ensure you and  
everyone in your home can enjoy a healthy,  
fresh environment.

46



# Benefits

## What are the existing indoor air quality problems in your house?

Recently, there are reports showing that people having poor physical conditions. It is due to chemical substance emission from new-built or reformed houses which causes indoor air quality problem.

The symptoms due to poor indoor quality include eyes/throat nausea, feeling unwell, skin irritation, headache, dizziness, breathing problem and so on. Furthermore, chemical substances like formaldehyde, can lead to deterioration of allergic illness.

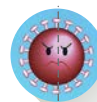
Hazardous indoor chemical substances can be categorized into 3 groups

Chemicals Substance	Origin
<b>Formaldehyde (HCHO)</b>	Plywood Board, Flooring, Furniture, Wall Paper
<b>Volatile Organic Compounds</b>	
<ul style="list-style-type: none"> <li>• Toluene, Xylene, Trimethyl Benzen</li> <li>• Phosphoric Acid Triester (TCEP)</li> </ul>	Non-Flammable Vinyl Cloth
<b>Organic Phocphoric</b>	Pesticides



### Walls and Floors which occupies most of the area is the biggest enemy of clean air

Materials like adhesives used on walls and floors will continuously release chemical substances over a period of time.



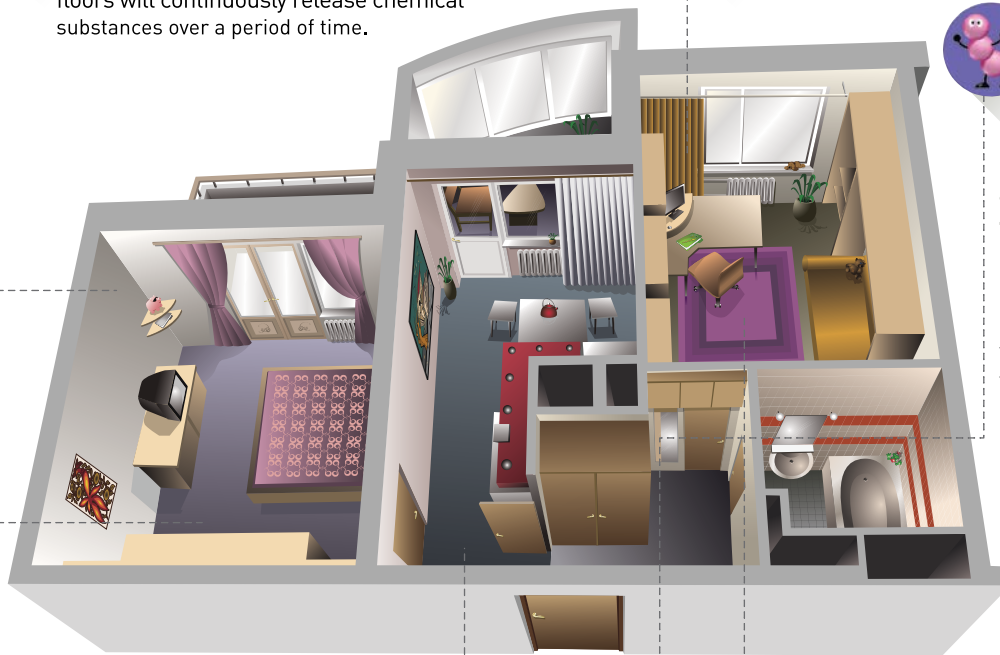
### Beware of curtains, sofas and any other furniture that you brought in

Chemical substances will also be released from curtains, sofas and any other furnitures.



### Floor and bathroom sinks are targeted area for termites to inhabit

High humidity from bathrooms (especially the floor) will attract termites to inhabit.



### Water vapor created from cooking attracts molds to grow

Water vapor is created from burning fuels. Also, the dirt from the burning fuels speed up the growth of molds.



### Fabric sofa and stuffed toys

Scurf and dander from human and pets attract mites. Thus, it is important to be cautious with fabric sofa and stuffed toys in your homes.



### Bathroom with high humidity inhabits mold

Bathrooms which are known as area with high humidity can cause the formation of mold. You are advised to clean the bathroom without leaving any soap residue.



### Chemical substances from the floor

Although natural flooring material looks safe, gloss wax from the floor (for example) may emit chemical substances.

### Mites

There are around 30 types of mites which can be found in homes. In general, most mites do not cause any harm to humans. However, sting mites like House Mite and Dust Mite group can cause allergen.



### Termites

Termites are terror to the house as they will cause damages to furniture, floor, wall, roofs and

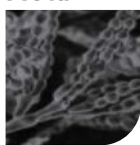


### Formaldehyde (HCHO)

Volatile Organic Compounds (VOC) like Formaldehyde generated from building materials and/or home furniture can easily cause indoor air pollution.



### Mold



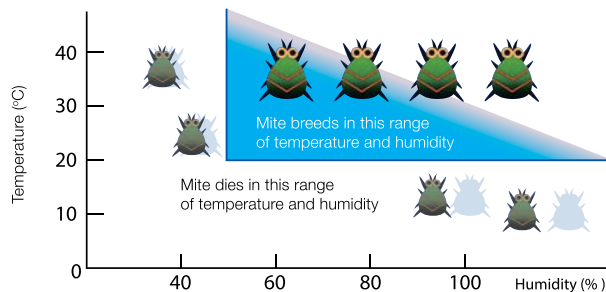
Mold breeds faster only damages our home appearance, it also emits bad odors and it is bad for health. The growth of mold increases during rainy season and its spores will disperse around at the end of the raining season.



when humidity increases. Mold not only damages our home appearance, it also emits bad odors and it is bad for health. The growth of mold increases during rainy season and its spores will disperse around at the end of the raining season.

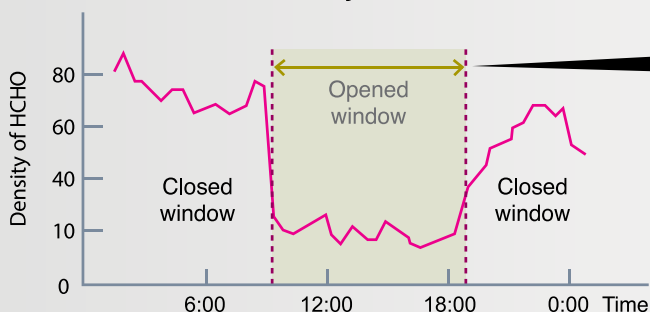
### Temperature and Humidity for Mite Breeding

Mite breeds when temperature is over 20 degrees and humidity is over 60%



[Source: "Information of Residence and Home"; Environment Hygiene Section, Health and Welfare Department, Osaka Prefecture]

### Indoor Formaldehyde concentration was measured



When window is opened, density decreases rapidly. When window is closed, density then starts to increase again.

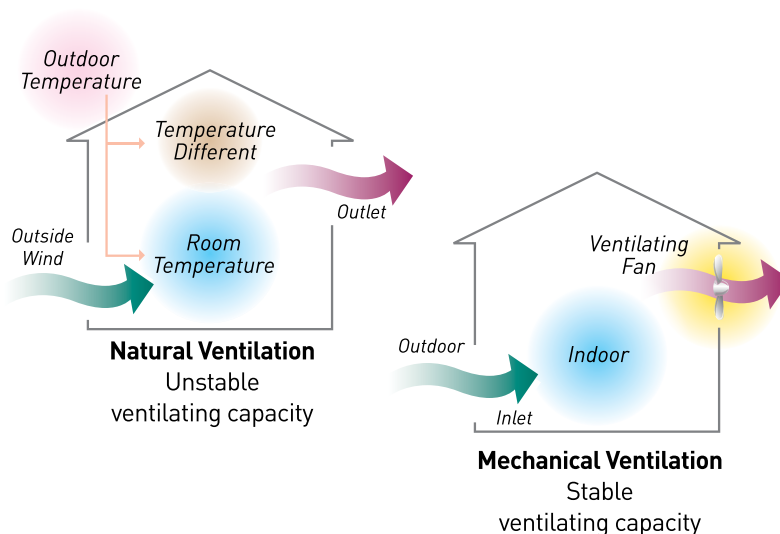
(Source: "Information of Health and Residence", Environment Hygiene Section, Health and Welfare Department, Osaka Prefecture)  
Formaldehyde: It is considered to be the main chemical substance causing the "Sick House Syndrome" - (Main sources: building materials, furniture, heat machines, smoking, etc.)

### Ways to Improve Indoor Air Quality

The first step to improve indoor air quality is to reduce or remove the source of pollutants. Unfortunately, indoor air pollutants are virtually impossible to eliminate completely.

The alternative towards improving indoor air quality is via ventilation. Ventilation is divided into two types: Natural Ventilation and Mechanical Ventilation.

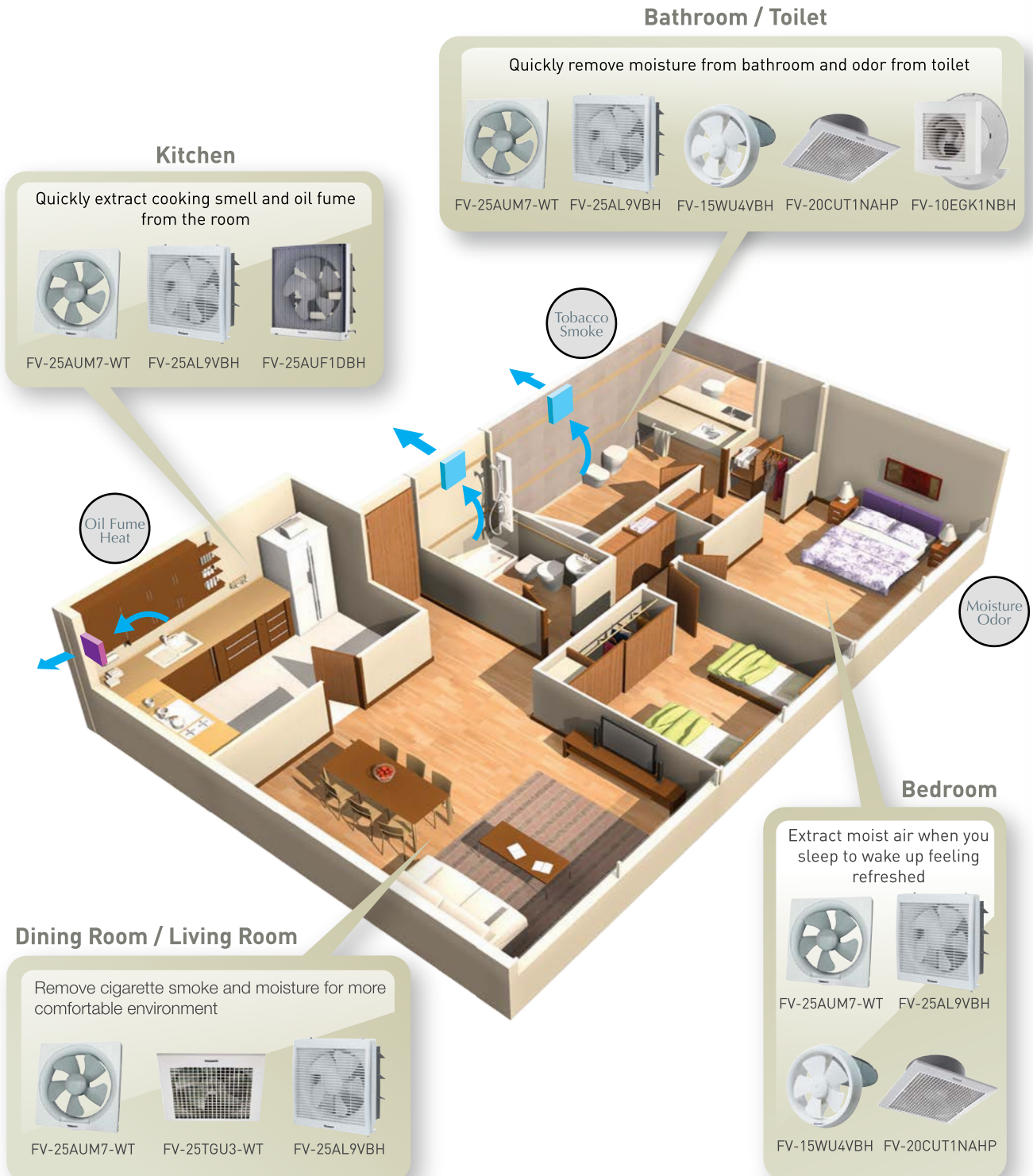
Natural Ventilation is neither consistent nor reliable since it heavily relies on wind and weather conditions. Mechanical ventilation removes stale, moist, polluted air and replaces it with fresh air by using a ventilating fan.



# Benefits

## Our Recommendation For Indoor Air Quality

Bathroom, toilet and kitchen are the places with high concentration of contaminants. When these places are being used, ventilation fans should be operated to extract the pollutants directly to outside before they spread throughout the rooms.



# Ventilation Schedule

## The Number of Ventilation Fans Required

$$\frac{(A): \text{Room size (M}^3) \times (B): \text{Necessary frequency of Ventilation per hour}}{(C): \text{Air Volume of Ventilation Fan (M}^3)}$$

Note:

Room size (A) is calculated from the following equation:

(A) = Floor area (sq. m. or sq. ft.) x Room height (m or ft). If the room height exceeds 4 meters (13 feet), use 4 meters (13 feet) in the calculation regardless of the actual room height.

Values for (B) in above equation are given in the table on the below. These values were empirically found by the research scientists. Value for (C) in the above equation are given in our catalogs.

## Ventilation Schedule

I: Type of room			II: Necessary frequency of ventilation per hour		
	I	II		I	II
Hotel	Dance Hall	8	Photo Studio	Dark Room	10
	Dining Hall	8	School	Laboratory	6
	Kitchen	15		Cooking Room	15
	Hallway	5		Auditorium	6
	Toilet	5		Gymnasium	8
	Lavatory	10		Toilet	12
	Boiler Room	20		Library	6
	Laundry	15		Classroom	6
	Hospital	Waiting Room		10	Theatre
Clinic		6	Hallway	6	
Ward		6	Smoking Room	12	
Bathroom		5	Toilet	10	
Office		6	Projection Booth	20	
Restaurant		8	Workroom	6	
Kitchen		15	Telephone Switch Board Room	6	
Gallery		5	Factory	Painting Room	20
Toilet		10		Dynamo Room and Substation	20
Boiler Room		10		Condenser Room	15
Laundry		15		Office	6
Operating Room		15	Restaurant & snack bar	Restaurant	6
Disinfecting Room		12		Kitchen	20
Room for the Patients Receiving			Office Building	Office	6
Medical Treatment for		10		Waiting Room	10
The Diseases of Respiratory Organs				Conference Room	12
		Display Room		10	
Public Toilet			Toilet	10	
Vessel	Passenger Room	6			
Home	Kitchen	15	Rooms where poisonous or Inflammable gas is produced		
	Parlor	6	More than 20		
	Living Room	6			
Library	Reading Room	6			

# Benefits

## Wall Mount Ventilation Fan

These fans shall be installed in and exhaust air through a wall. They are equipped with outside shutters which will open when the fan is on and vice versa. There is a wide range of products, either blade size or functions, that can fit to various requirements.

Filter type collects oil effectively that is ideal for the use in kitchen. Louver Type provides additional safety protection from finger reach while the Bathroom Series has a powerful exhaust capacity to remove moisture and smell in bathroom and toilet.

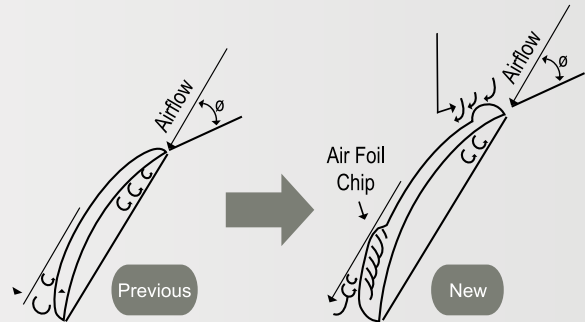


## Advanced Blade Design

New blade design applies advanced aerodynamic principle that minimizes any obstacles against the airflow.




**Leading Edge forms no obstacle to airflow that streamlines airflow from every direction**



Air Foil Chip is to reduce turbulence at rear edge, and curvature of front edge is improved for smooth airflow that minimizes fan noise as well.

## New HP Motor & Bearing

Compared with previous models, new models adopt high performance condenser motor and long life bearing that prolong the product durability, from average 30,000 hours life time to 60,000 hours. It enables saving by reducing power consumption down to average 13%.



# Wall Mount

VENTILATION FAN

52



## Easy Maintenance

Our design is easy to dismantle and reassemble for cleaning.


## Unique Q-blades For Low Noise

Uniquely designed blades ensure minimal noise disruption during operation.

## Thermal Safety Fuse

Safety fuse ensures that no accidents occur, even when there is a spike in current.

# Features



## Perforated Aluminium Filter – Durable

**(Applicable for FV-25AUF1DBH)**

The filter is made out of aluminium material to ensure excellent durability and is easily detachable for cleaning and maintenance.

## Oil Collecting – Environment Friendly

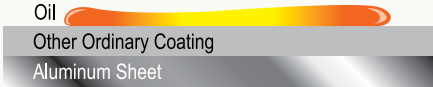

**(Applicable for FV-25AUF1DBH)**

The perforated filter is capable to collect oil. It allows the air exhausted from outdoor is be less polluted and improves the air quality of surrounding.

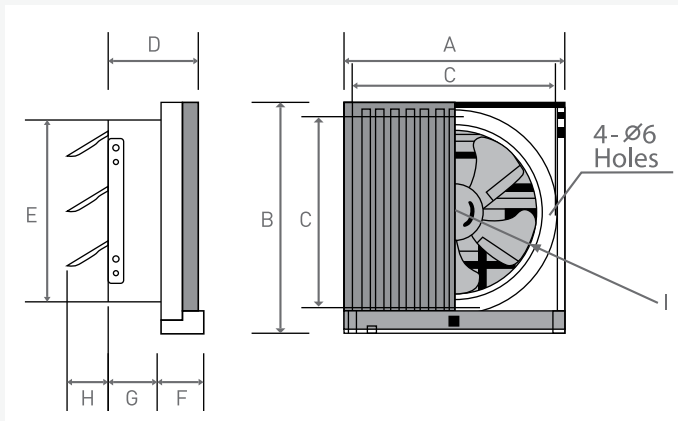
## Easy Clean Coating – Convenient

**(Applicable for FV-25AUF1DBH)**

The perforated aluminum filter is processed with an easy-clean coating name “Hydrophobic Coating”. It is basically a paint composed of fluorine compound particles that have small affinity with water or oil. This material has low surface tension allowing oil droplets falling on without adhering to the material.

ORDINARY COATING	HYDROPHOBIC COATING
 <p>Oil spreads out and sticks firmly on the surface of the ordinary coating.</p> <p>Note: This image is for easy understanding only.</p>	 <p>Oil droplets form spherical shape when falling on the material that can prevent adhering to the surface.</p>

# FV-25AUF1DBH



## Features

- Large Oil Collector/Cup
- Durable Perforated Aluminium Coated Filter For Easy Cleaning
- Excellent Exhaust Performance
- Advanced Blade Design
- HP (Half-Pitch) Motor
- Thermal Safety Fuse
- Suitable For Kitchens

Model	Size		mm								
	cm	inch	A	B	C*	D	E	F	G	H	I
FV-25AUF1DBH	25	10	352	371	300	155	290	65	90	70	250

\* Opening Hole Size



# Features

(Applicable for FV-10EGK1NBH / FV15EGK1NBH)

## Compact and Stylish

Compact size with powerful exhaust capacity can fit most bathrooms up to 7.5m<sup>3</sup> and 15 m<sup>3</sup> respectively. Moreover, the slim and elegant design of front louver match any modern decor perfectly.

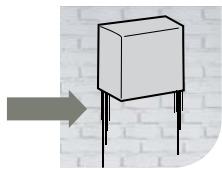
## All Accessories Included

The Moisture & Smell Exhauster includes all required accessories in the packaging. It provides you convenience saves your time for seeking available accessories in the market.

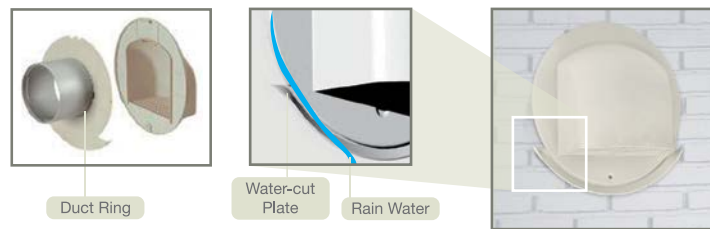


## Trace-Prevention

When it rains, rain water flowing along pipe hood may cause trace marks on the wall. The exclusively designed duct ring leads the water flow to get rid of traces on the wall.



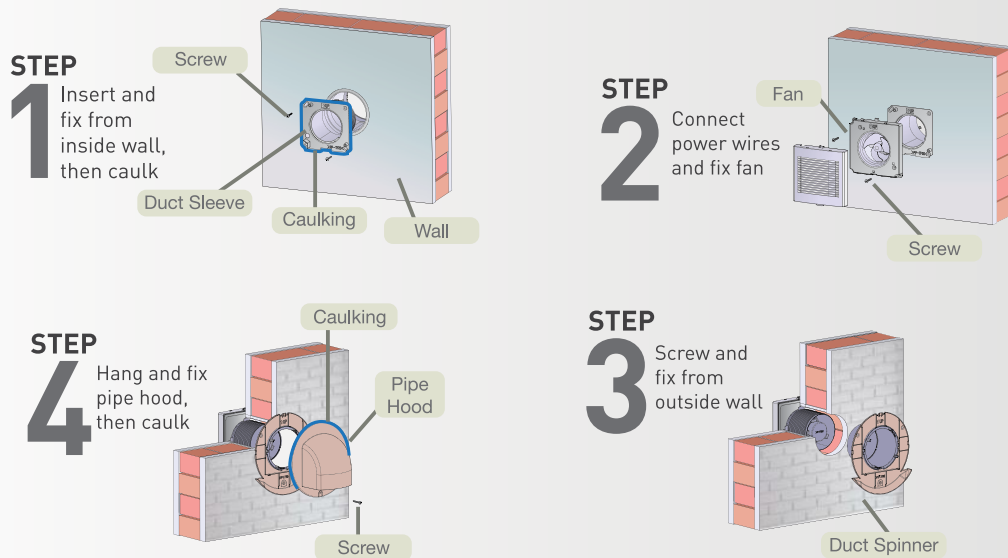
With a standard pipe hood, rain water may cause trace mark on the wall



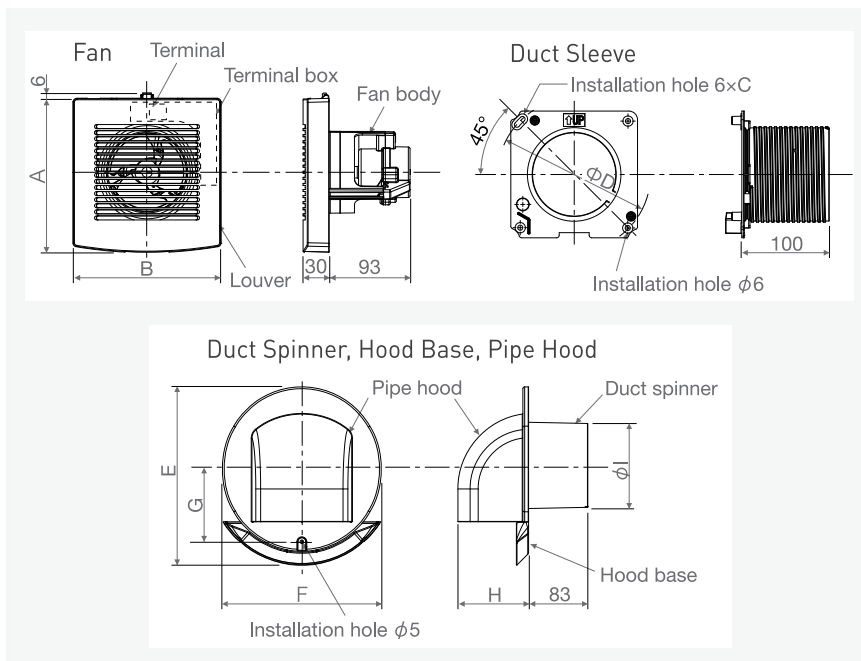
The water-cut plate of duct ring leads water flow over the wall to avoid forming of trace mark on the wall

## Easy Installation

The ventilation is well-designed to facilitate the installation of product. With the supplied accessories, only 4 steps are required to complete the installation.



# FV-10EGK1NBH / FV-15EGK1NBH



## Features

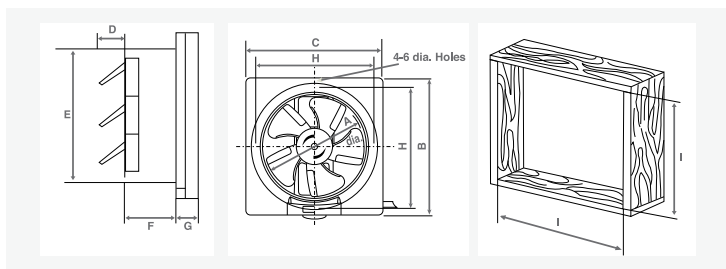
- Easy Installation
- All Accessories Provided
- (Including External Duct Cap)
- Thermal Safety Fuse
- Suitable For Bathrooms

Model	Installation Hole Dia. mm	Wall Thickness mm	mm								
			A	B	C	D	E	F	G	H	I
FV-10EGK1NBH	$\phi 135 \pm 5$	100-150	176	170	9.3	177	250	220	107	99	120
FV-15EGK1NBH	$\phi 180 \pm 5$		230	220	11.5	221	310	270	142	138	165

# FV-20AUM8 / FV-25AUM7-WT / FV-30AUM8

## Features

- Unique Q-blades For Low Noise
- Energy-saving, High Performance Motor
- Ball-Bearing Motor For Smoother And Durable Operation
- Automatic Shutters
- Built-in Oil Receptor
- Simple And Easy Installation (Non-duct)
- Thermal Safety Fuse
- Suitable For Kitchens



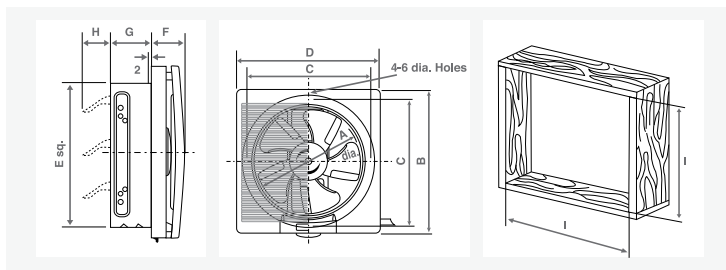
Model	Size		mm								
	cm	inch	A	B	C	D	E	F	G	H	I*
FV-20AUM8	20	8	200	300	300	83	240	90	45	260	250
FV-25AUM7-WT	25	10	250	350	350	70	290	90	40	310	300
FV-30AUM8	30	12	300	400	400	81	340	90	40	360	350

\* Opening Hole Size

# FV-20AL9VBH / FV-25AL9VBH

## Features

- New Front Louver Design For Neater Outlook And Better Safety
- New Blade Design To Improve Efficiency
- Ball-Bearing Motor For Smoother And Durable Operation
- Automatic Shutter
- Thermal Safety Fuse
- Suitable For Kitchens And Living Rooms

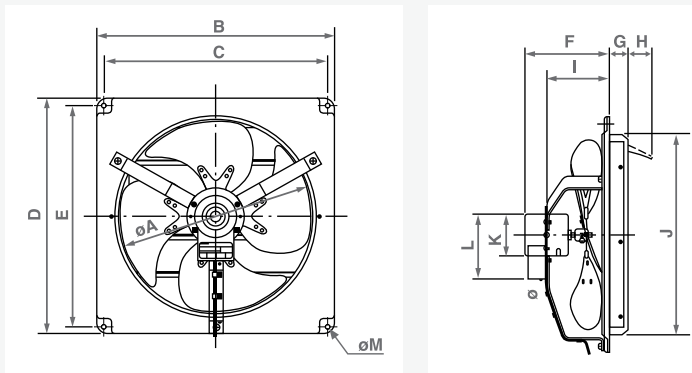


Model	Size		mm								
	cm	inch	A	B	C	D	E	F	G	H	I*
FV-20AL9VBH	20	8	200	306	260	302	240	88	90	80	250
FV-25AL9VBH	25	10	250	356	310	352	290	68	90	63	300

\* Opening Hole Size

# FV-40KUTNAHP

(Industrial)



## Features

- Large Metal Blade Assembly For Abundant Air Volume
- Possible To Install Horizontally
- Built-in Safety Thermal Fuse
- Powerful, Efficient And Durable Condenser Motor
- Ideal For Workshops, Bakeries & Warehouses

Model	Size		mm												
	cm	inch	A	B	C	D	E	F	G	H	I	J*	K	L	M
FV-40KUTNAHP	40	16	410	510	480	510	480	181	40	52	133	434	90	141	10

\* Opening Hole Size

# Glass Mount

## Easy Maintenance

Our design is easy to dismantle and reassemble for cleaning.

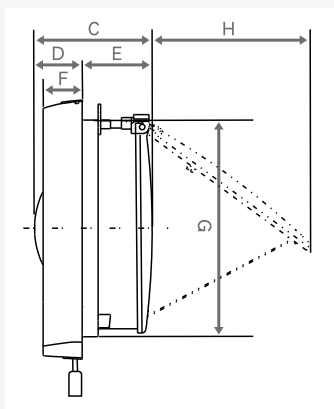
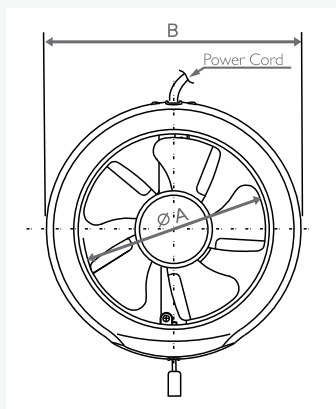
## Unique Q-blades For Low Noise

Uniquely designed blades to ensure minimal noise disruption during operation.

## Thermal Safety Fuse

Safety fuse ensures that no accidents occur, even when there is a spike in current.

# FV-15WU403V/ FV-20WU403V



## Features

- Thermal Safety Fuse
- Installed Directly Into The Glass Window, Window Panel Thickness (From 3mm - 7mm)
- Easy To Remove And Disassemble For Cleaning
- Cord Operated Shutter For Easy Operation
- Suitable For Bathrooms And Toilets

Model	Size		mm							
	cm	inch	A	B	C	D	E	F	G*	H
FV-15WU4VBH	15	6	150	210	97	43	54	37.4	177	149
FV-20WU4VBH	20	8	200	271	98	36	62	36	237	201

\* Opening Hole Size



# Ceiling Mount

## Easy Maintenance

Our design is easy to dismantle and reassemble for cleaning.

## Unique Q-blades For Low Noise

Uniquely designed blades to ensure minimal noise disruption during operation.

## Thermal Safety Fuse

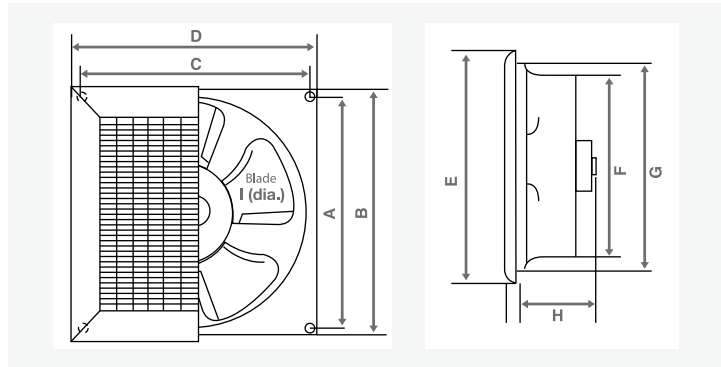
Safety fuse ensures that no accidents occur, even when there is a spike in current.

# FV-15TGUZ-WT / FV-25TGU3-WT



## Features

- Q-blades For Low Noise Operation
- Automatic Oil Circulation For Smoother And Durable Operation
- Easy To Install
- Built-in Safety Thermal Fuse
- Suitable For Offices And Bedrooms



Model	Size		mm								
	cm	inch	A	B	C	D	E	F	G*	H	I
FV-15TGUZ-WT	16	6.4	230	244	230	244	253	174	214	108	160
FV-25TGU3-WT	25	10	336	355	336	355	365	272	310	117.5	250

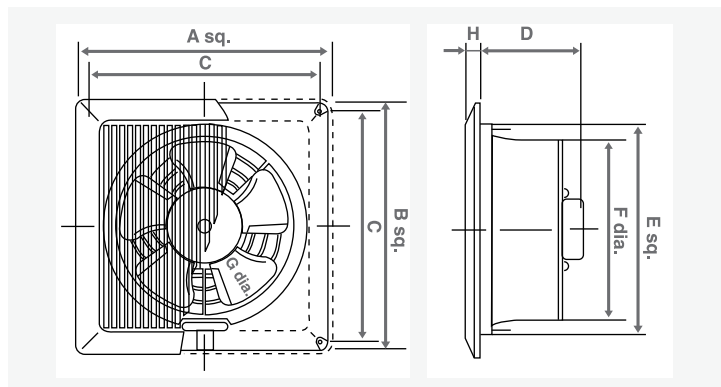
\* Opening Hole Size

# FV-20CUT1NAHP



## Features

- Unique Q-blades For Low Noise
- Energy-saving, High Performance Motor
- Ball Bearing Motor For Smoother And Durable Operation
- Easy To Disassemble For Cleaning And Maintenance
- Easy To Install
- Built-in Safety Thermal Fuse
- Suitable For Offices And Bedrooms



Model	Size		mm							
	cm	inch	A	B	C	D	E*	F	G	H
FV-20CUT1NAHP	20	8	315	305	286	128	260	223	200	18

\* Opening Hole Size



## Features

- Energy Saving
- Quiet Operation
- Compact and Stylish
- Powerful, Efficient and Durable Ball Bearing Motor
- Easy Installation
- Easy Maintenance
- Suitable for Bedrooms, Bathrooms, Living Rooms & Offices
- Built-in Safety Thermal Fuse

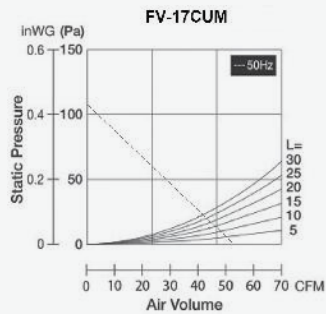
## Friction Factor

- Aluminium flexible duct 0.03~0.04
- PVC pipe 0.01~0.02
- Galvanized steel pipe 0.016~0.025

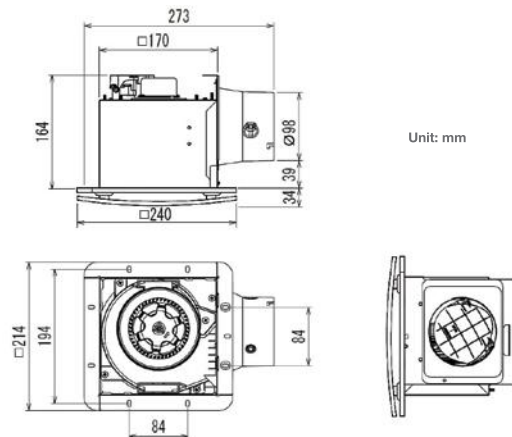
## Colour

Silver

## Static Pressure Performance Data



# CEILING MOUNT SIROCCO FV-17CUMVBSH



## Features

- Energy Saving
- Quiet Operation
- Compact and Stylish
- Powerful, Efficient and Durable Ball Bearing Motor
- Easy Installation
- Easy Maintenance
- Suitable for Bedrooms, Bathrooms, Living Rooms & Offices
- Built-in Safety Thermal Fuse

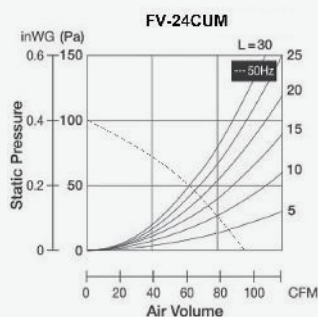
## Friction Factor

- Aluminium flexible duct 0.03~0.04
- PVC pipe 0.01~0.02
- Galvanized steel pipe 0.016~0.025

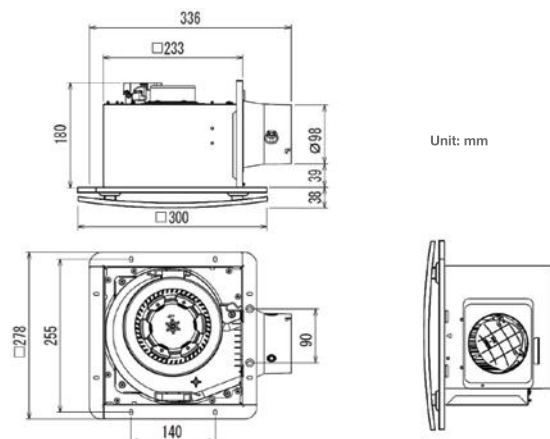
## Colour

Silver

## Static Pressure Performance Data



# CEILING MOUNT SIROCCO FV-24CUMVBSH





























# Product Line-Up

## Ceiling Fan


PRODUCT LINE-UP






64

SERIES	MONDO	WIFAN	nanoe™ X	ECONAVI	LED	
8 Blades	 F-M20LY [80"]					
6 Blades	 F-M18LY [70"]					
5 Blades		 F-M15GCVBKSH	 F-M15ECVBKSH	 F-M15ME	 F-M15H5 [60"]	 F-M15GW [60"]
4 Blades				 F-M14HWBSQH [56"]		
3 Blades		 F-M12GCVBKH	 F-M12ECVBKH		 F-M12GXVBHQH [48"]  F-M12GXVBRQH [48"]	
FEATURES						
- DC Motor Technology	• (Twin)	• DC Motor (New Generation)		•	•	
- Mobile App Control		•	•			
- nanoe™ X			•			
- LED Lighting		•			•	
- Temperature Sensor			•	•		
- Motion Sensor	•					
- Yuragi	•	•	•	•	•	
- Reverse Function		•	•			
- Remote Control	•	•	•	•	•	
- Enhance Safety Features	•	•	•	•	•	
- Blade Type	PPG & Metal	ABS-GF (Glass Fiber)		PPG	PPG	

AURA	NAMI	BAYU		REGULATOR					
				 <p>F-M15EX [60"]</p>	 <p>F-M15E2VBHH [60"]</p>	 <p>F-M14DZVBKH [56"]</p>	 <p>F-M14DZVBWH [56"]</p>		
	 <p>F-M14E2VBHH [56"]</p>	 <p>F-M14CZVBKH [56"]</p>	 <p>F-M14CZVBWH [56"]</p>						
		 <p>F-M14C2VBHH [56"]</p>		 <p>F-M15A0VBWH [60"]</p>	 <p>F-M15A0VBHH [60"]</p>				
		 <p>F-M12DEVBWH [48"]</p>	 <p>F-M12D2VBHH [48"]</p>	 <p>F-M15B0VBNH [60"]</p>	 <p>F-M12A0VBHH [48"]</p>				
•									
•	•	•	•	•	•	•	•	•	•
PPG	PPG	Metal/PPG (F-M12DEVBWH, F-M12D2VBHH)		Metal					

# Products Line-Up

SERIES	TABLE FAN		STAND FAN		OSCILLATION FAN
General Fan					
	F-MN404	F-MN304	F-MT405-BN	F-MX405	F-MQ409-GY/F-MQ409-DG
<b>FEATURES</b>					
Size	40cm (16")	30cm (12")	40cm (16")	40cm (16")	40cm (16")

SERIES	WALL MOUNT				WALL MOUNT (INDUSTRIAL)
Ventilation Fan					
	FV-25AUF1DBH	FV-10EGK1NBH / FV-15EGK1NBH	FV-20AUM8 / FV-25AUM7-WT / FV-30AUM8	FV-20AL9VBH / FV-25AL9VBH	FV-40KUTNAHP
<b>FEATURES</b>					
Size	25cm (10")	10cm (4") / 15cm (6")	20cm (8") / 25cm (10") / 30cm (12")	20cm (8") / 25cm (10")	40cm (16")

## WALL FAN



F-MU50YVBKH

50cm [20"]



F-MU44R-GY

40cm [16"]



F-MU453VBHH

45cm [18"]



F-MU405VBHH

40cm [16"]



F-MU408-WT F-MU308-WT

40cm [16"] 30cm [12"]

## GLASS MOUNT



FV-15WU403V /  
FV-20WU403V

15cm [6"] / 20cm [8"]

## CEILING MOUNT



FV-25TGU3-WT /  
FV-15TGUZ-WT

25cm [10"] /  
16cm [6.4"]



FV-20CUT1NAHP

20cm [8"]

## CEILING MOUNT SIROCCO



FV-17CUMVBSH

17cm [6.8"]



FV-24CUMVBSH

24cm [9.6"]

# Specification

## Ceiling Fan

SERIES			MONDO		WIFAN		nanoe™ X	ECONAVI	
MODEL		50Hz	F-M18LYVBKRH / VBKSH	F-M20LYVBKRH / VBKSH	F-M15GCVBKSH / F-M15ECVBKSH	F-M12GCVBKH / F-M12ECVBKH	F-M15ME	F-M15H5	F-M14HWVBSQH
Power Consumption	Low	W	6	3	4	3	4	3	2.5
	High	W	55	60	54	31	43	41	41
Fan Speed	Low	RPM	80	50	80	55	80	80	81
	High	RPM	185	150	245	170	235	235	239
Reverse Fan Speed	Low	RPM	n/a	n/a	80	55	n/a	n/a	n/a
	High	RPM	n/a	n/a	255	170	n/a	n/a	n/a
Air Velocity	m/min		190	170	160	185	210	210	185
Air Delivery	m³/min		325	360	300	200	245	245	225
Wi-Fi Frequency Range					2.4 GHz	2.4 GHz			
Mobile App OS					iOS / Android	iOS / Android			

## General Fan

SERIES			STAND FAN (WITH TIMER)	STAND FAN	TABLE FAN		OSCILLATION FAN	
MODEL		50Hz	F-MT405-BN	F-MX405	F-MN404	F-MN304	F-MQ409-GY	F-MQ409-DG
Power Consumption	Low	W	45	45	45	28	20	20
	High	W	58	58	58	39	52	52
Fan Speed	Low	RPM	850	850	850	976	631	631
	High	RPM	1,210	1,210	1,210	1,248	1,178	1,178
Air Velocity	m/min		250	250	250	214	278	278
Air Delivery	m³/min		84.6	84.6	84.6	43	85	85

## Ventilation Fan

SERIES			WALL MOUNT													
MODEL		50Hz	FV-25AUF1DBH		FV-10EGK1NBH		FV-15EGK1NBH		FV-20AUM8		FV-25AUM7-WT		FV-30AUM8		FV-20AL9VBH	
Air Volume	cfm	cmh	491	835	45	75	96	165	318	540	530	900	727	1,235	322	545
Motor	W		34		6		7		17		29		33		22	
Fan Speed	RPM		1,100		2,732		2,405		1,205		1,110		980		1,210	
Weight	kg		2.8		1.2		1.5		2.3		2.6		3.0		2.2	
Low Noise Level	dB		42		33		35		37		39		45		40	
Low Electricity Consumption 24 Hours	RM		0.18		0.03		0.04		0.09		0.15		0.17		0.12	

LED		AURA	NAMI		BAYU 5	BAYU 4	BAYU 3	BAYU JR		REGULATOR		
F-M156W	F-M12GX	F-M15EX	F-M15E2VBHH	F-M14E2VBHH	F-M14DZVBKH / F-M14DZVBWH	F-M14CZVBKH / F-M14CZVBWH	F-M14CZVBHH	F-M12DEVBWH	F-M12D2VBHH	F-M15A0VBWH / VBHH	F-M15B0VBNH	F-M12A0VBWH
25	21	3	21	20	21	20	34	22	22	17	17	18
63	46	41	85	85	69	68	65	65	65	72	72	51
80	80	80	84	102	95	102	113	118	118	103	103	154
235	236	235	195	215	183	196	257	223	223	240	240	303
n/a	n/a	n/a	n/a	n/a	n/a	n/a	n/a	n/a	n/a	n/a	n/a	n/a
n/a	n/a	n/a	n/a	n/a	n/a	n/a	n/a	n/a	n/a	n/a	n/a	n/a
210	185	210	195	180	155	155	159	185	185	165	165	169
245	187	245	225	225	215	215	210	187	187	230	230	162

WALL FAN (WITH REMOTE CONTROL)		WALL FAN				
F-MU44R-GY		F-MU50YVBKH	F-MU453VBHH	F-MU408-WT	F-MU308-WT	F-MU405VBHH
45		60	46	45	28	43
59		70	60	54	38	54
891		940	850	891	945	966
1,175		1,280	1,085	1,175	1,228	1,210
251		300	237	258	214	192
85		110	95	85	43	80

(INDUSTRIAL)		GLASS MOUNT		CEILING MOUNT				CEILING MOUNT SIROCCO									
FV-25AL9VBH		FV-40KUTNAHP		F-M15WU403V		F-M20WU403V		FV-15TGUZ-WT		FV-20CUT1NAHP		FV-25TGU3-WT		FV-17CUMVBSH		FV-24CUMVBSH	
493	835	1,243	2,115	124	210	221	375	142	240	265	450	367	625	53	90	94	160
29		68		10		20		12		26		24		9.5		12	
1,055		1,220		1,463		1,042		1,330		1,207		1,010		790		660	
2.7		6.4		0.9		1.1		1.2		1.8		1.9		1.9		2.9	
43		51		37		36		35		41		45		24		26	
0.15		0.36		0.05		0.10		0.06		0.14		0.13		0.05		0.06	

# Panasonic

**Please visit Panasonic Fan Microsite for more details:**

[fan.my.panasonic.com](http://fan.my.panasonic.com)

- All information contained in this catalogue is correct at the time of printing, and is subject to change without prior notice.
- Images are for illustration purpose only.
- Due to printing considerations, the actual color may vary slightly from those shown.
- Panasonic Malaysia Sdn. Bhd. reserves the right to revise any content in this catalogue as it deems fit without prior notice.

Panasonic Malaysia Sdn Bhd Registration No. 197601000977 (26975-W)

Customer Care Centre: Tel: 03-7953 7600 (Mon to Fri: 9am-5pm)

Lot 10, Jalan 13/2, 46200 Petaling Jaya, Selangor Darul Ehsan.

E-mail: [ccc@my.panasonic.com](mailto:ccc@my.panasonic.com) [www.panasonic.com.my](http://www.panasonic.com.my)



[fan.my.panasonic.com](http://fan.my.panasonic.com)

06.22