




NH-P80G2

Inverter Heat Pump Tumble Dryer
Load capacity: 8 kg
Dimensions: 596 mm (W) x 625 mm (D) x 845 mm (H)
Weight: 55 kg
Rated voltage: 220 - 240 V
Rated frequency: 50 Hz
Maximum power input: 870 - 910 W

| | |
|----------------------|--|
| Performance: | Energy efficiency class: A+++ Noise level: 65 dB Drum volume: 107 L Aperture of the door: 150 ° |
| Programmes: | Number of programmes: 16 Number of special programmes: 5 Special programmes: Rapid 40, Wool, Silk/Lingerie, Outdoor/Sports, Timed programme Cold, Timed programme Warm |
| Options: | Gentle Dry, Buzzer, Anti-crease, Speed/Eco |
| Additional features: | LED Display, Sazanami drum for a gentle dry, 2 hours Anti-crease, 24 hours Time delay, LED Drum interior light, Water container full indication, Child lock, Buzzer at the end of the drying cycle |



* Calculated according to the EU Regulation 392 / 2012



Panasonic Singapore. The design and specification of products are constantly changing in the interest of improvement. Whilst every care has been taken in preparation of this catalogue, some changes may not have been indicated and may have occurred after publication. Please check with your Panasonic dealer for details.

HIGH ENERGY EFFICIENCY

The latest technologies refined to deliver outstanding energy-saving performance

Boasting cutting-edge inverter and heat pump technologies, the NH-P80G2 achieves top class energy efficiency and provides excellent drying results.




Energy Efficiency class **A++***

*Calculated according to the EU Regulation 392 / 2012



Key Technologies for High Energy Efficiency



Heat Pump technology

Based on the same principle as heating with an air conditioner, a heat pump dryer generates more heat and uses less energy. As a result, it's more efficient and more environment-friendly than conventional dryers.

Low-temperature drying

Conventional dryers dry at a temperature of nearly 100°C. Heat pump technology enables drying at a low temperature of approx. 45°C. This provides gentle drying with less shrinkage and soft drying results. Thanks to the low temperature, you can even dry delicate fabrics and items such as wool, nylon, lingerie and sportswear.



Shrinkage of rubber is prevented for a damage-free finish.

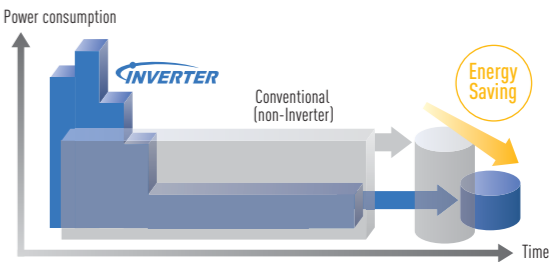
Intelligent Twin Drying Sensor monitoring for optimum drying

The tumble dryer features twin drying sensors, which monitor the load, the types of fabrics and residual moisture. They detect when the load has reached the desired drying level, and adjust the temperature and drying time. This prevents overheating and avoids wasted energy.



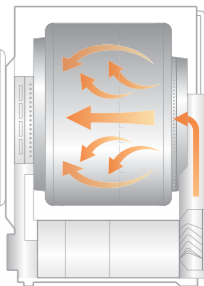
Inverter technology

This enables a heat pump dryer to run the drying process with optimum power. Compared to conventional dryers that can't change compressor rotation speed, an inverter model significantly reduces wasted energy consumption for efficient operation.



3D Air Circulation

The design of the drum assures a large 4.0m³/minute air flow that prevents loss of pressure. 3D Air Circulation dries the laundry in the drum in three dimensions for uniform and efficient drying performance.



*60% more energy-efficient compared to the limit of energy efficiency class A (0.55kWh/kg), measured according to standard EN61121

HIGH QUALITY

Gentle or speedy drying – An inverter offers more drying flexibility when drying different kinds of clothes.

A Panasonic heat pump dryer lets you choose from a wide range of customised care programmes that deliver excellent drying results with all fabric types.



Approx. **45°C** Gentle Dry

Now you can dry fabrics that are heat sensitive, such as wool, which was not possible before.

Approx. **69°C** Speed Mode

You can dry 25* minutes faster than before with industry-beating speed.
*Internal testing comparing the Speed mode to the Eco mode.

Widely Adjustable Drying Temperature

Inverter technology enables adjustment of the drying temperature. With Gentle Dry, the drying temperature is approx. 45°C so you can dry even delicate fabrics and items such as wool, nylon lingerie and sportswear. If you select Speed Mode, the temperature is adjusted to approx. 69°C to enable you to save time. In either case, the dryer delivers maximum results and user convenience.

Inverter control IC board



Approx. 45°C
Gentle Dry



Wool/Sweater



Nylon/Lingerie



Polyester/Sportswear



Felt patch sweat



Cotton/Linen shirts



Blended fabric

Approx. 63°C
This is the default
=ECO setting

Approx. 69°C
Speed Mode

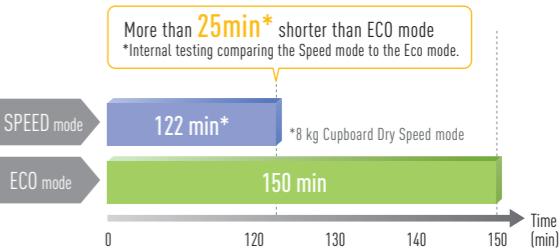
Gentle Dry

Gentle Dry lets you dry at approx. 45°C. This isn't possible with conventional dryers. This means you can dry delicate fabrics such as wool and nylon, and lingerie, outdoor items and sportswear without worrying about damage or shrinkage.

Speed Mode

Drying at a high temperature lets you save time. Inverter control raises compressor power to the maximum level to increase the temperature to approx. 69°C. It takes you only 122 minutes to dry 8 kg of clothes.*

* 8 kg Cupboard Dry Speed mode



Gentle treatment with the Sazanami Drum

To guarantee gentle treatment and uniform drying results, the large Sazanami soft drum features a unique surface pattern and large baffles which further protect clothes and reduce creasing during drying, so there's less need for ironing.



PERFORMANCE & DESIGN

Advanced drying functions for easy, more enjoyable daily laundry

Panasonic's tumble dryer offers a large choice of programmes and settings that are gentle to your laundry, so you can easily enjoy optimum drying results.

1 Anti-crease option for less ironing

After the drying cycle has finished, the drum rotates at intervals for two hours so that there are fewer creases on clothes, which means you spend less time ironing. This is ideal for shirts.

2 Easy-to-read LED control panel

Showing the drying level, the spin speed of the wash programme, the remaining drying time and other indications, the large LED display is easy to read and gives you all the necessary information in one place.

3 Automatic setting for optimal performance

Simply choose the drying programme and the dryer uses a moisture sensor inside the drum to automatically adjust the temperature and time for optimum drying results.

Rapid40

A shorter programme (approx. 40 minutes). Ideal for light loads, synthetics and blended fabrics.

Wool

Choose the Wool programme, and the dryer automatically switches to Gentle Dry.

Silk/Lingerie

Thanks to the low temperature, you can dry even delicate fabrics and items such as silk and lingerie. The Gentle Dry option is automatically set, and the temperature is lowered.

Outdoor/Sports

Ideal for membrane coated fabrics, water-repellent fabrics and outdoor wear.

Dual Lint Filters to maximise efficiency

Two filters prevent lint particles from passing through. This keeps the condenser clean to maintain high drying performance. The filters are easy to remove if necessary.



Frosty White Door design

The semi-transparent material of the elegant front door design creates a soft, refined, high-grade impression. It also protects children's hands from heat.



Condensation container: easy to empty

The dryer features a condensation container which is easy to empty. To avoid the need to manually empty the container, the dryer comes with an easily connected extended water drain hose.



Large aperture: easy loading and unloading

The large diameter door enables easy loading and unloading, even of large items such as blankets.

Quiet operation

Thanks to the brushless inverter motor and the Silent Arch Design, which effectively absorbs sounds the dryer naturally makes during the drying process, operation is whisper-quiet.

Stacking kit

If space is limited, you can use the stacking kit to stack your dryer above your washing machine. (Optional accessory, not available in all market)

