

■Taping Type

Shape	Name	Specification	Taping Style
Radial type	Standard taping	5mm lead spacing with 12.7 mm body width	AD, AS, AB
	Odd size taping (I)	5/7.5 mm lead spacing with 15mm & up body width	B, C, D, E
	Odd size taping (II)	Other than above(Robotic Insertion)	Please consult
Chip type	Embossed taping	Apply for chip film	8,12,16,24mm carrier tape

■Radial type taping

●Standard taping

(Unit: mm)

	Style AD	Style AS	Style AB
P	12.7	12.7	12.7
P ₀	12.7	12.7	12.7
F	5.0	5.0	5.0
H ₀	16.0	(H)18.0-20.0	16.0
H ₁	34.0max.	34.0max.	34.0max.

Note : H₁ dimension is based on insertion machine "Panaset RH series" made by Panasonic.

Consult with us when using other insertion machines.

Odd size taping (I)

(Unit: mm)

	Style B	Style C	Style D	Style E
P	15.0	25.4	15.0	30.0
P ₀	15.0	12.7	15.0	15.0
F	5.0	5.0	7.5	7.5
H ₀	16.0	16.0	16.0	16.0
H ₁	39.0max	39.0max.	44.0max.	44.0max.

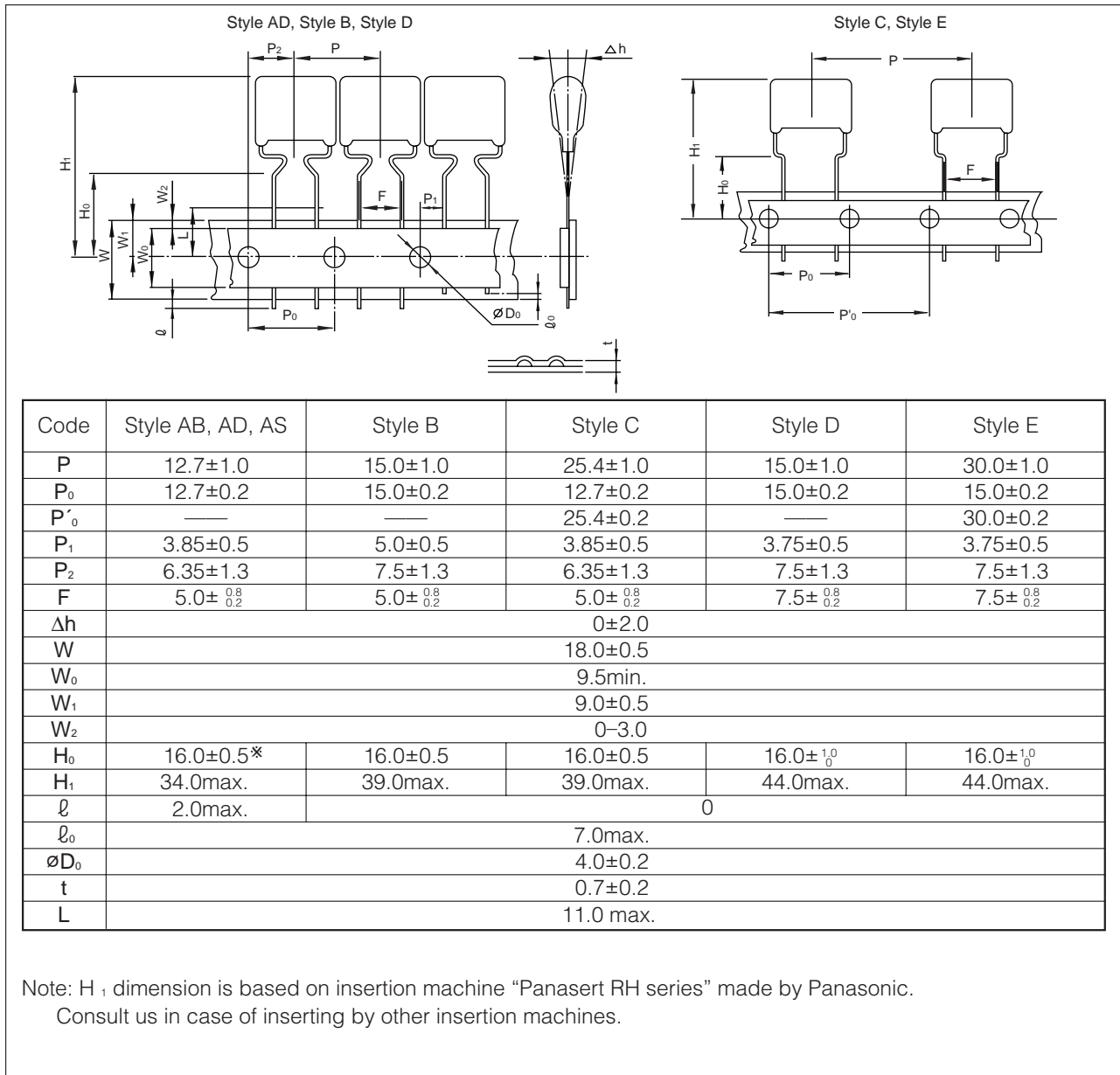
Note : H₁ dimension is based on insertion machine "Panaset RH series" made by Panasonic.

Consult us in case of inserting by other insertion machines.

●Odd size taping (II)

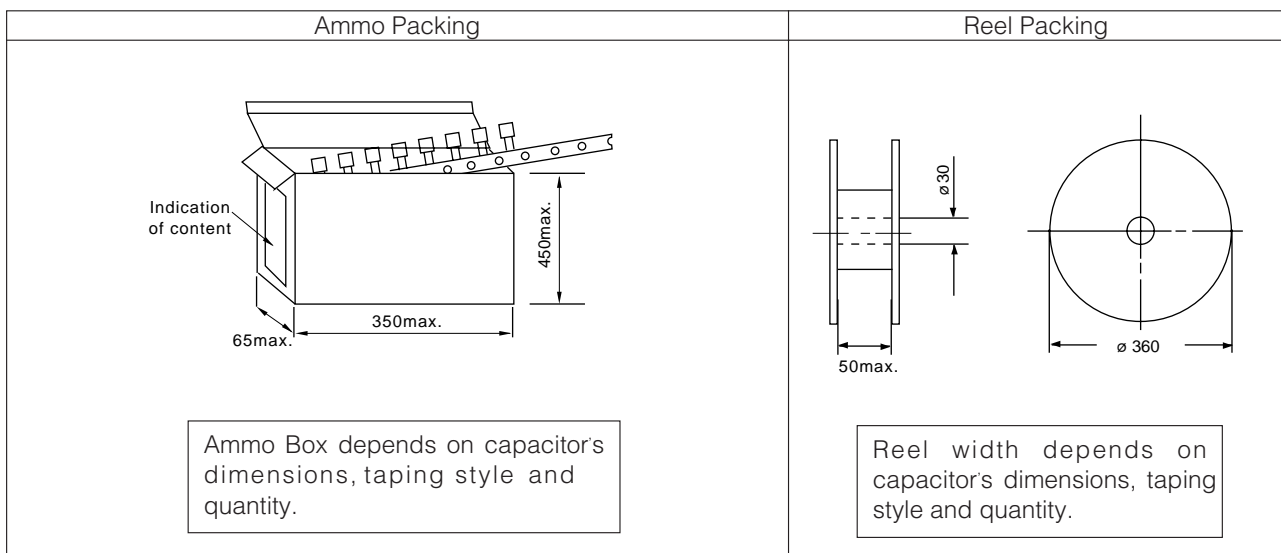
- As the specification of taping is changed with various conditions such as dimensions, lead spacing and insertion machine, please contact the nearest sales office for further information.

■Dimensions in mm (not to scale)



■Packing

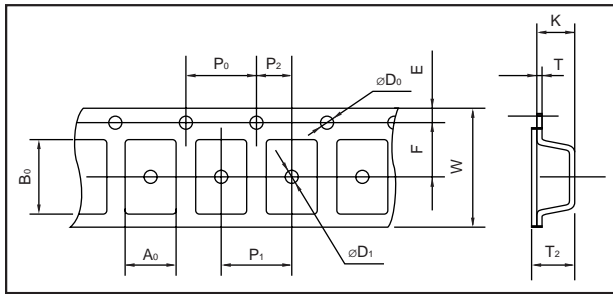
(Unit: mm)



■ Chip type embossed taping

● Embossed taping

● Standard packaging quantities

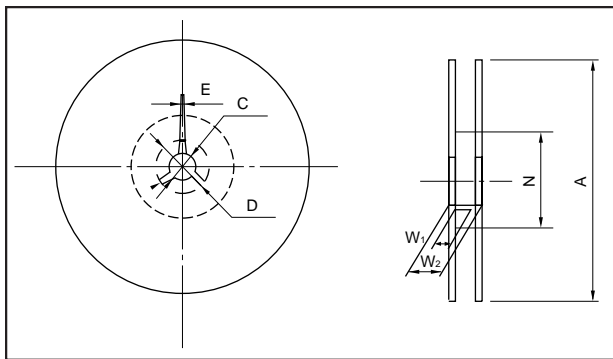


Size code	Reel	Quantities
J1, J2, H1, H2	φ180	3000pcs/reel
H3, G1, G2, G3	φ180	2000pcs/reel
E1, E2, D1, D2	φ330	3000pcs/reel
E3a, E3, D3, D4, D5	φ330	2000pcs/reel
B, Z	φ330	1500pcs/reel
X, Y, V, U	φ330	1000pcs/reel
S, T	φ330	750pcs/reel

Size code	Dimensions (mm)												
	A ₀ ±0.1	B ₀ ±0.1	W±0.3	F±0.05	E±0.1	P ₁ ±0.1	P ₂ ±0.05	P ₀ ±0.1	φD ₀ ^{+0.1} ₋₀	φD ₁ ^{+0.2} ₋₀	T±0.05	T ₂ ±0.2	K±0.1
J1	1.55	2.3	8.0	3.50	1.75	4.0	2.00	4.0	1.5	1.0	0.25	1.3	1.2
J2	1.55	2.3										1.5	1.4
H1, H2	1.9	3.5										1.5	1.4
H3	1.9	3.5										1.9	1.8
G1, G2	2.8	3.5										1.9	1.8
G3	2.8	3.5	2.5	2.4									
E1	3.8	5.1	12.0	5.50	1.75	8.0	2.00	4.0	1.5	1.5	0.30	2.0	1.9
E2	3.8	5.1										2.6	2.5
E3a, E3	3.8	5.1										3.4	3.5
D1, D2	4.6	6.3										2.7	2.6
D3, D4	4.6	6.3										3.5	3.4
D5	4.6	6.3	4.6	4.5									
B, Z	5.5	7.5	4.7	4.6									

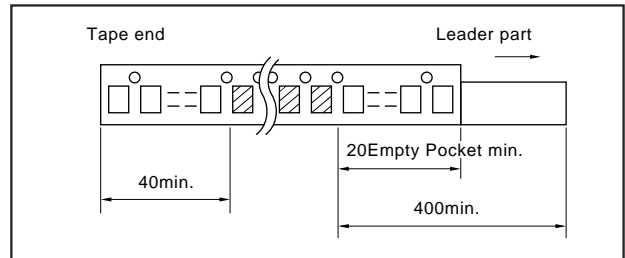
Size code	Dimensions (mm)												
	A ₀ ±0.1	B ₀ ±0.1	W ^{+0.3} _{-0.1}	F±0.1	E±0.1	P ₁ ±0.1	P ₂ ±0.1	P ₀ ±0.1	φD ₀ ^{+0.1} ₋₀	φD ₁ ^{+0.25} ₋₀	T±0.013	T ₂ ±0.2	K±0.10
X, Y	6.91	8.43	16.0	7.5	1.75	12.0	2.0	4.0	1.50	1.50	0.343	5.685	5.64
U, V	8.94	10.54										5.795	5.75
S, T	10.80	16.00	24.0	11.5	16.0	0.355	5.815	5.77					

● Reel dimensions



● Leader part and tape end

(Unit: mm)



Code	Dimensions (mm)				
	Reel size φ180		Reel size φ330		
	Tape width 8		Tape width 12	Tape width 16	Tape width 24
A	180 ⁰ _{-1.5}		330±2		
C	13.0±0.2		13.0±0.2		
D	21±0.6		21±0.8		
E	2±0.5		2±0.5		
N	60 ⁺³ ₀		80±1		
W1	9.0 ^{+1.0} ₀		13.4±1.0	17.4±1.0	25.4±1.0
W2	13.0±1.0		17.4±1.0	21.4±1.0	29.4±1.0