

NEW

Power Choke Coil

Japan
Singapore

Series: **PCC-D126F (N6B)**



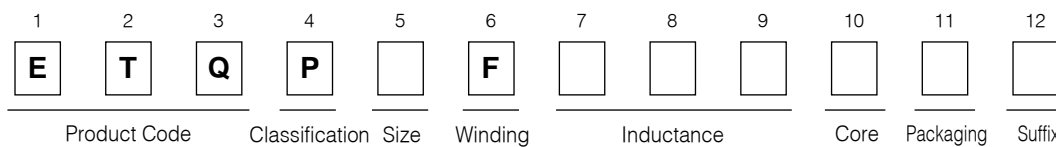
■ Features

- High power, high inductance (No saturation performance limitation due to its metal dust core)
(27 A to 36 A/0.80 μH to 0.45 μH)
- Low loss realized with its low R_{DC} (using flat wire)
- Low buzz noise due to its gap-less structure
- Surface mount, low profile type
(H)6.0 mm×(L)13.0 mm×(W)12.9 mm)
- RoHS Compliant

■ Recommended Applications

- DC/DC converter for driving PCs at high speed
- On-board power supply modules in the 10 to 40 W range

■ Explanation of Part Numbers



■ Examples

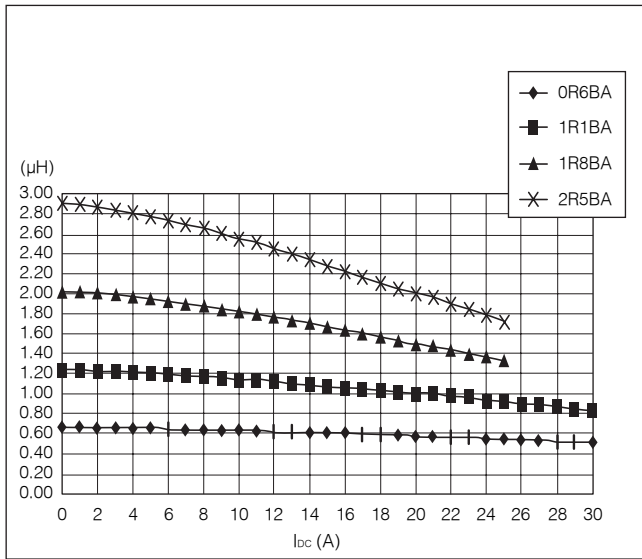
Part No.	Inductance (at 20 °C)					DC resistance (at 20 °C) (mΩ)max.
	L1			L2 (Reference)		
	(μH)	Tolerance (%)	Measurement current (A)	(μH)	Measurement current (A)	
ETQP6F0R6BF□	0.58	±20	19	0.54	27	1.44
ETQP6F1R1BF□	1.06		16	0.99	22	2.24
ETQP6F1R8BF□	1.71		14	1.50	20	3.30
ETQP6F2R5BF□	2.45		12	2.17	17	4.92
ETQP6F3R4BF□	3.32		10	2.96	14	6.48

Notes: Inductance is measured at 100 kHz

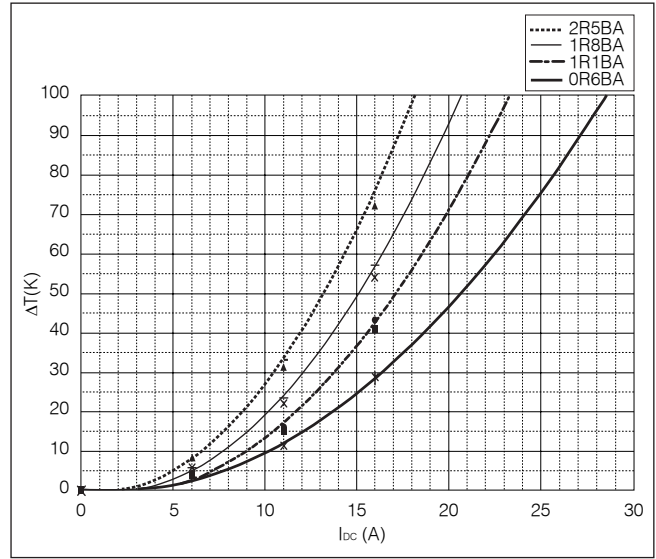
Case heating current is the value of the current at which the temperature of the coil case rises 40 degrees Celsius above its initial temperature with T(ambient)=25C

■ Performace Characteristics(Reference)

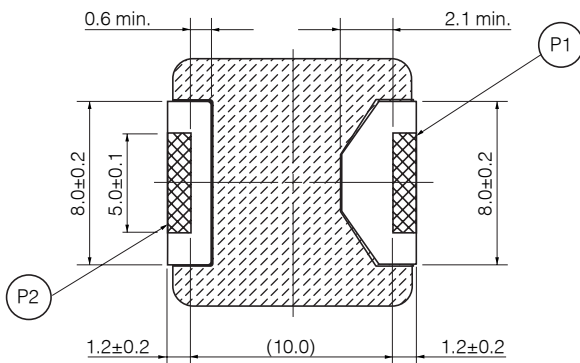
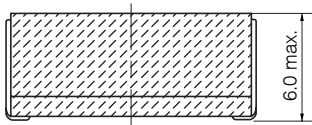
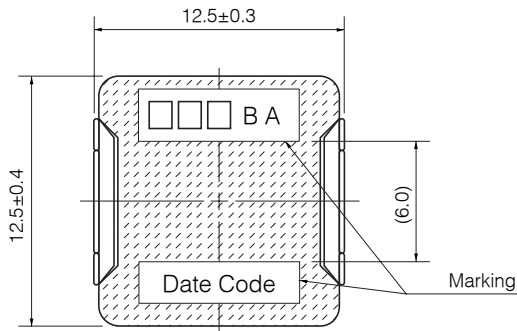
Inductance vs DC Current



Case Temperature vs DC Current



■ Dimensions in mm (not to scale)



■ Connection

