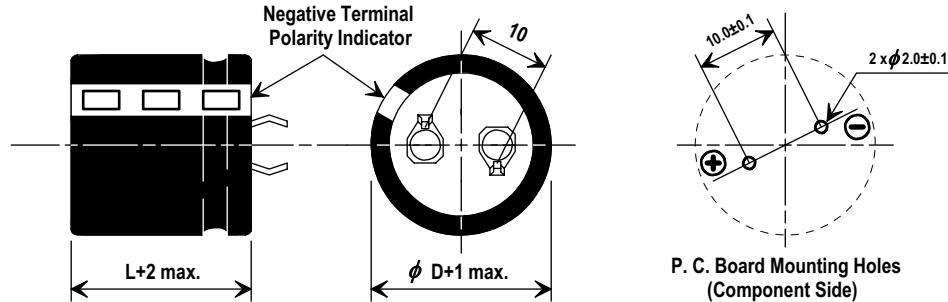


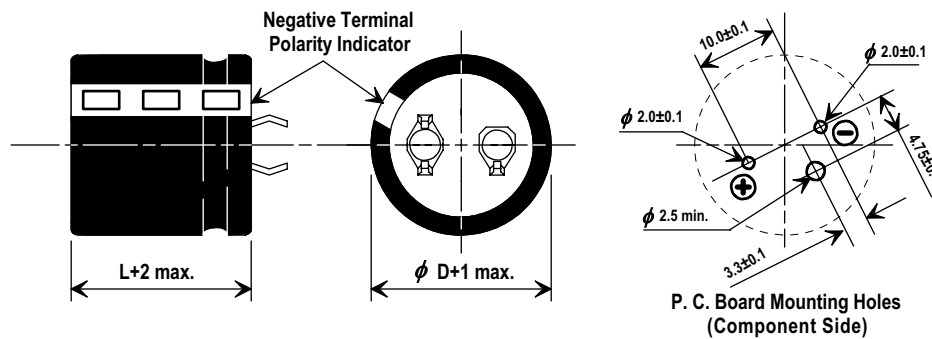
## TS Type General Information

### Dimensions

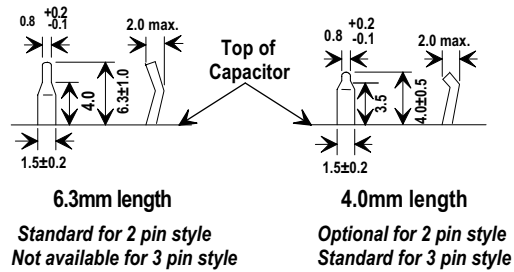
#### 2 Pin Style



#### 3 Pin Style



### Terminal Dimensions



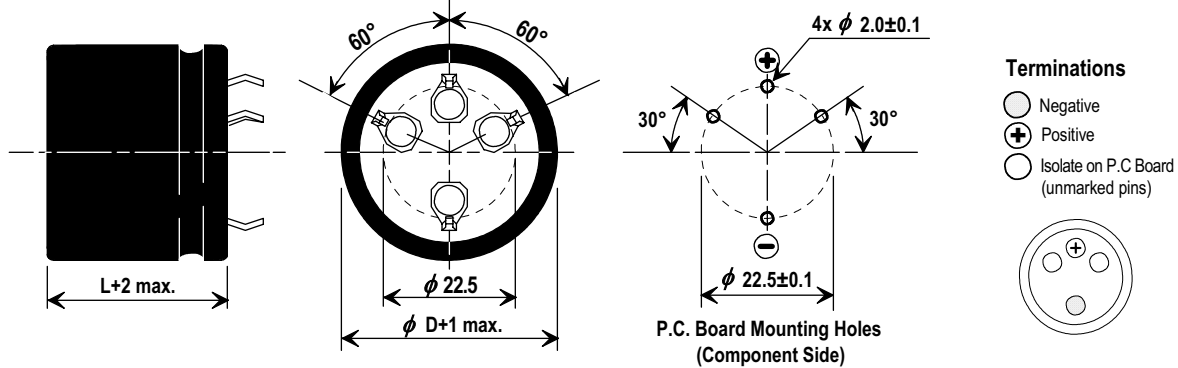
### Standard Packaging Quantities

Diameter	Length	Box Quantity
22mm	20~50mm	200
25mm	20~50mm	200
30mm	20~50mm	200
35mm	20~50mm	100
35mm	>50mm	50

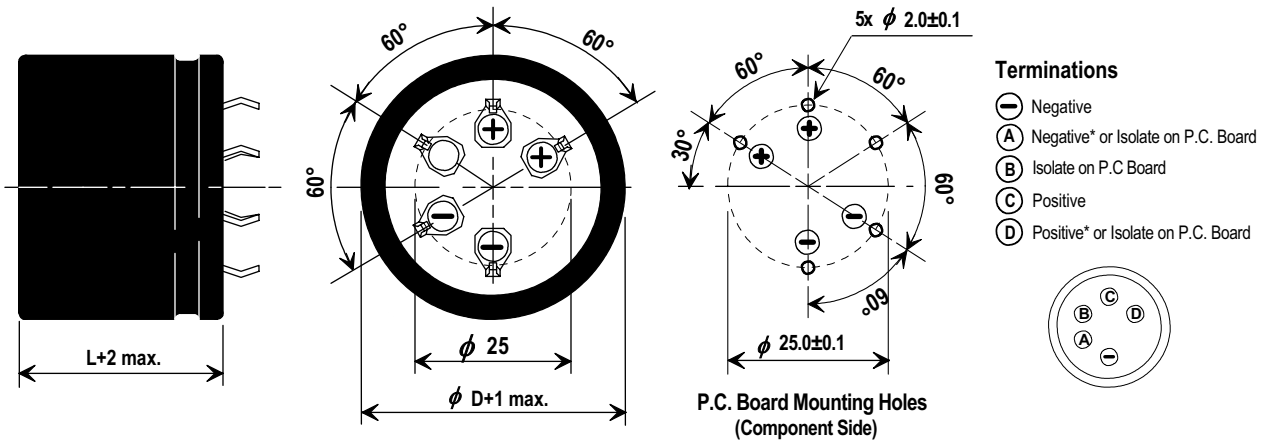
## T Type General Information

### Dimensions

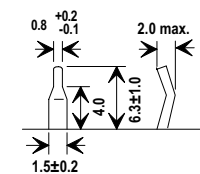
#### 4 Pin Style (35 & 40mm Diameters)



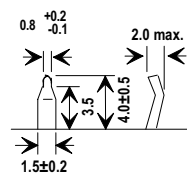
#### 5 Pin Style (40 & 50mm Diameters)



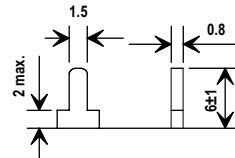
### Terminal Dimensions



Snap-in Style (Standard)



4mm Length Snap-in Style  
(Check Availability)



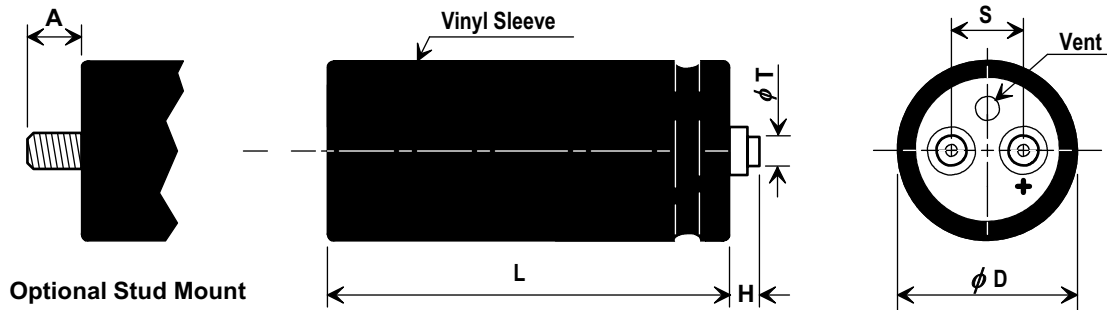
Straight Pin with Standoff

### Standard Packaging Quantities

Diameter	Length	Box Quantity
35mm	≤50mm	100
35mm	>50mm	50
40mm	All	50
50mm	All	42

## G Type General Information

### Dimensions



Case Code	Nominal Size DxL (inches)	Sleeved Case Dimensions								Terminal Specifications (inches)						
		Inches			Millimeters			Stud Option		Terminal / Mtg. Code		Thread	Min. thread depth	H±0.031	φT ±0.010	
		φD ±0.031	L ±0.062	S ±0.016	φD ±0.79	L ±1.58	S ±0.41	Thread	A±1mm	No Stud	With Stud					
CA	1.375 x 1.625	1.395	1.656	0.500	35.4	42.1	12.7	M8	12	E	N	10-32 NF-2B	0.375	0.250	0.314	
CC	1.375 x 2.125		2.156			54.8				L	Q	10-32 NF-2B	0.218	0.062	0.314	
CE	1.375 x 2.625		2.656			67.5				M	R	M5	0.375	0.250	0.314	
CG	1.375 x 3.125		3.156			80.2				P	U	M5	0.335	0.207	0.508	
CH	1.375 x 3.625		3.656			92.9				H	T	1/4-28 NF-2B	0.469	0.250	0.684	
CK	1.375 x 4.125		4.156			105.6				J	S	1/4-28 NF-2B	0.354	0.110	0.684	
CL	1.375 x 4.625		4.656			118.3				X	W	M6	0.469	0.250	0.684	
CN	1.375 x 5.125		5.156			131.0				Y	V	M6	0.354	0.110	0.684	
CP	1.375 x 5.625		5.656			143.7										
FB	2.000 x 1.875		2.020			1.906				0.863	51.3	48.4	21.9	M12	16	Terminal Specifications (millimeters)
FC	2.000 x 2.125	2.156		54.8	Terminal / Mtg. Code		Thread	Min. thread depth	H±0.79			φT ±0.25				
FE	2.000 x 2.625	2.656		67.5	No Stud	With Stud										
FG	2.000 x 3.125	3.156		80.2	E	N	10-32 NF-2B	9.5	6.4			8.0				
FH	2.000 x 3.625	3.656		92.9	L	Q	10-32 NF-2B	5.5	1.6			8.0				
FK	2.000 x 4.125	4.156		105.6	M	R	M5	9.5	6.4			8.0				
FL	2.000 x 4.625	4.656		118.3	P	U	M5	8.5	5.3			12.9				
FN	2.000 x 5.125	5.156		131.0	H	T	1/4-28 NF-2B	11.9	6.4			17.4				
FP	2.000 x 5.625	5.656		143.7	J	S	1/4-28 NF-2B	9.0	2.8			17.4				
GG	2.500 x 3.125	2.520		3.156	1.125	64.0	80.2	28.6	M12			16				Terminal Availability by Diameter
GK	2.500 x 3.625		3.656	92.9			Terminal / Mtg. Code			Nominal Diameter				Max. ripple current (A)		
GL	2.500 x 4.125		4.156	105.6			No Stud			With Stud	1.375"		2.000"		2.500"	3.000"
GN	2.500 x 4.625		4.656	118.3			E			N	S		S	S	S	30
GP	2.500 x 5.125		5.156	131.0			L			Q	O		O	O	O	
GW	2.500 x 5.625		5.656	143.7			M			R	O		O	O	O	
GG	2.500 x 3.125	3.020	3.156	1.250	76.7	80.2	31.8	M12	16	P	U	N.A.	N.A.	O	O	40
GH	2.500 x 3.625		3.656			92.9				H	T	N.A.	N.A.	O	O	
GJ	2.500 x 4.125		4.156			105.6				J	S	N.A.	N.A.	O	O	
GK	2.500 x 4.625		4.656			118.3				X	W	N.A.	N.A.	O	O	50
GL	2.500 x 5.125		5.156			131.0				Y	V	N.A.	N.A.	O	O	
GN	2.500 x 5.625		5.656			143.7										
GO	2.500 x 6.125		6.156			156.4										
GP	2.500 x 6.625		6.656			169.1										
GP	2.500 x 7.125		7.156			181.8										
GP	2.500 x 7.625		7.656			194.5										
GP	2.500 x 8.125	8.156	207.2													
GP	2.500 x 8.625	8.656	219.9													

S: standard O: optional N.A.: not available

### Standard Packaging Quantities

Diameter	Length	Box Quantity
1.375" (35mm)	1.625" (41mm)	100
1.375" (35mm)	>1.625" (41mm)	50
2.000" (51mm)	All	42
2.500" (64mm)	All	30
3.000" (76mm)	All	20