































# FILM CAPACITORS

## General Applications

		Dielectric	Type	Appearance	Operating Temperature	Ratings	Features	Applications
CHIP TYPE	Stacked Metallized		ECH-U(X)		-55 ~ +125°C	0.0001 ~ 0.1 $\mu$ F 10/16/50 V <sub>DC</sub>	•Non-inductive, stacked •Miniature •Reflow soldering •Tight C-tolerance	•High density mounting SMD (industrial grade)
			ECH-U(C)			0.047~0.22 $\mu$ F 50/100 V <sub>DC</sub>	•Non-inductive, stacked •Miniature •Reflow and flow solderability •Tight C-tolerance	•High density mounting SMD •Industrial Use •Filters; oscillators
			ECW-U(C)		-55 ~ +105°C -40 ~ +85°C	0.001 ~ 1.0 $\mu$ F 16/50/100/250 V <sub>DC</sub>	•Non-inductive, stacked •Miniature •Similar to polyester film cap	•High density mounting SMD (commercial grade)
			ECW-U(V16/V17)		-55 ~ +85°C	0.001 ~ 0.15 $\mu$ F 250/400/600 V <sub>DC</sub>	•Non-inductive, stacked •Miniature •Similar to polyester film cap	•High density mounting SMD (commercial grade)
			ECW-U(X)		-55 ~ +105°C	0.001 ~ 0.01 $\mu$ F 100 V <sub>DC</sub>	•Non-inductive, stacked •Reflow soldering	•Electronic exchange •Ringer circuit telephone & PBX
			ECP-U(A)		-40 ~ +85°C	0.1 ~ 1.0 $\mu$ F 16 V <sub>DC</sub>	•Non-inductive, stacked •Most miniaturized •Reflow soldering	•Coupling, filtering & PLL
METALLIZED FILM / FOIL	Stacked Metallized	ECQ-V		-40 ~ +85°C	0.01 ~ 2.2 $\mu$ F 50/63/100 V <sub>DC</sub>	•Non-inductive •Stacked Construction	•General purpose applications •Audio	
	Polyester	ECQ-B			0.0001 ~ 0.47 $\mu$ F 50/63/100 V <sub>DC</sub>	•Non-inductive	•General purpose applications •Audio	
		ECQ-M		0.001 ~ 0.47 $\mu$ F 400/600 V <sub>DC</sub>	•Non-inductive	•General purpose applications		
	PPS	ECH-S		-40 ~ +125°C	0.0001 ~ 0.47 $\mu$ F 50/100 V <sub>DC</sub>	•Non-inductive •Low temperature coefficient •Tight C-tolerance •High Temperature	•High temperature applications •Oscillation & timing circuits	
	Polypropylene	ECQ-P(Z)		-40 ~ +85°C	0.0001 ~ 0.47 $\mu$ F 50/100 V <sub>DC</sub>	•Non-inductive •Tight C-tolerance	•Timing circuits •Temperature compensation •Audio	
		ECQ-P(U)			0.001 ~ 0.47 $\mu$ F 200/400/630 V <sub>DC</sub>	•Non-inductive •Epoxy resin coating •Low dissipation factor	•High frequency, high current circuits	
		ECQ-F		-25 ~ +85°C	0.001 ~ 0.47 $\mu$ F 200/400/630 V <sub>DC</sub>	•Non-inductive	•High frequency, high current circuits	
Polyester/ Polypropylene	ECQ-K(Z)		-40 ~ +85°C	0.001 ~ 0.47 $\mu$ F 100 V <sub>DC</sub>	•Non-inductive •Flat temperature coefficient	•High frequency circuits •Timing circuits		
METALLIZED FILM	Polyester	ECQ-E(H)		-40 ~ +105°C	0.47 ~ 2.2 $\mu$ F 450 V <sub>DC</sub>	•Smaller Size •Self healing property	•Active filtering circuit	
		ECQ-E(F)		-40 ~ +85°C	0.001 ~ 10 $\mu$ F 100 ~ 1250 V <sub>DC</sub>	•Wide capacitance range •Compact size	•General purpose applications	
	ECQ-E(B)		0.01 ~ 0.47 $\mu$ F 250 V <sub>DC</sub>		•Wide capacitance range •Miniaturized			
	ECQ-E(C)		0.1 ~ 2.2 $\mu$ F 450 V <sub>DC</sub>		•Flame retardant case	•Active filtering circuit		
	Polyester/ Polypropylene	ECQ-K(G)		-40 ~ +85°C	0.1 ~ 10.0 $\mu$ F 100 V <sub>DC</sub>	•Flat temperature coefficient	•Timing Circuit	

**NOTE:** These parts are RoHS compliant.

Design and specifications are subject to change without notice. Please review technical specifications before purchase.  
For any safety concerns regarding this product, please contact us immediately for technical consultation.

		Dielectric Type	Appearance	Operating Temperature	Ratings	Features	Applications	
General Applications	METALLIZED FILM	Polypropylene	ECW-F(L)		-25 ~ +105°C	0.022 ~ 2.4 μF, 400 VDC 0.01 ~ 1.3 μF, 630 VDC	•Low Dissipation Factor •High Voltage	•High frequency, high current circuits
			ECW-F(B)		-25 ~ +85°C	0.022 ~ 0.47 μF 250/400 VDC	•Low Dissipation Factor	
			ECW-F(S)			0.068 ~ 3.3 μF 250 VDC	•Low Dissipation Factor •Miniaturized	
			ECW-H(V)			0.001 ~ 0.1 μF 800 ~ 2000 VDC	•Low Dissipation Factor	
			ECW-H(U)			700 VAC: -40 ~ +100°C 800 VAC: -40 ~ +85°C	0.001 ~ 0.0068 μF 700/800 VAC	
	INTERFERENCE SUPPRESSORS (safety standard approval capacitors)	Metallized Polyester	ECQ-U(Y)		-40 ~ +100°C	0.001 ~ 0.047 μF 250 VAC	•UL, CSA, SEMKO, DEMKO, NEMKO, FIMKO, VDE, SEV approved (Class Y)	•Universal applications •Interference suppression
			ECQ-U(G)			0.01 ~ 1.0 μF 250 VAC (UL, CSA) 300 VAC (IEC384-14)	•Flame retardant case •Equipped with safety mechanism •UL, CSA, SEMKO, DEMKO, NEMKO, FIMKO, VDE, SEV approved (Class X1)	•Noise suppressor for AC line
			ECQ-U(L)			0.01 ~ 2.2 μF 250 VAC (UL, CSA) 275 VAC (IEC384-14)	•Smaller size than ECQ-U(V) or ECQ-U(G) •UL, CSA, BDE approved (Class X2)	•High performance, fuse function type in AC line
			ECQ-U(V)			-40 ~ +85°C	0.001 ~ 1.0 μF 125/250 VAC	•Flame retardant case •UL, CSA, SEMKO, DEMKO, NEMKO, FIMKO, VDE, SEV approved (Class X2)
	Film Cap for AC use	Metallized Polyester	ECW-J		-25 ~ +60°C	1.0 ~ 10 μF 180 ~ 430 VAC	•Non-inductive construction •Self-healing property •Flame retardant epoxy coating	•Motor run for air conditioners and fans
Metallized Polyester/ Polypropylene		ECH-A(X)		-25 ~ +70°C	0.5 ~ 6 μF 180 ~ 430 VAC	•Flame retardant epoxy coating •Equipped with safety mechanism	•Motor run	

**NOTE:** These parts are RoHS compliant.

Design and specifications are subject to change without notice. Please review technical specifications before purchase.  
For any safety concerns regarding this product, please contact us immediately for technical consultation.