






4.1 Manage Group Lists

Manage Group Lists.

How to register new locations and create group lists for air conditioner units in multiple locations.





HOME

My House

21.5°C OFF

Living Room

21.5°C OFF

Bedroom

Parent's Home

21.5°C OFF

Living Room

21.5°C OFF

Bedroom

Second Home

21.5°C OFF

Living Room

21.5°C OFF

Bedroom

Third Home

21.5°C OFF

Living Room

21.5°C OFF

Bedroom

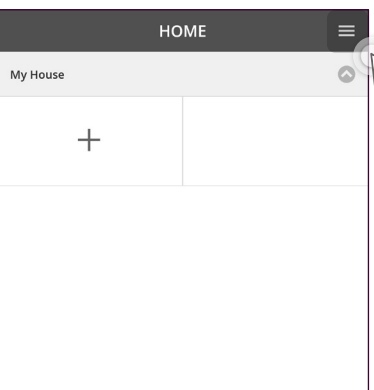
My House

Parent's House

Second Home

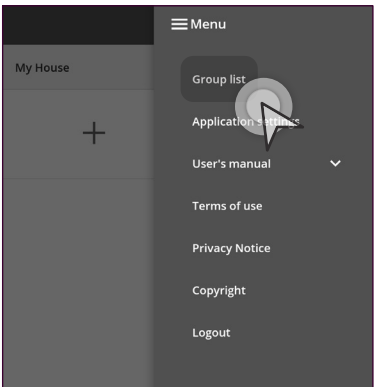
Third Home

Register a New Group.




STEP 1

Tap the “☰” on the top right-hand corner of your screen.



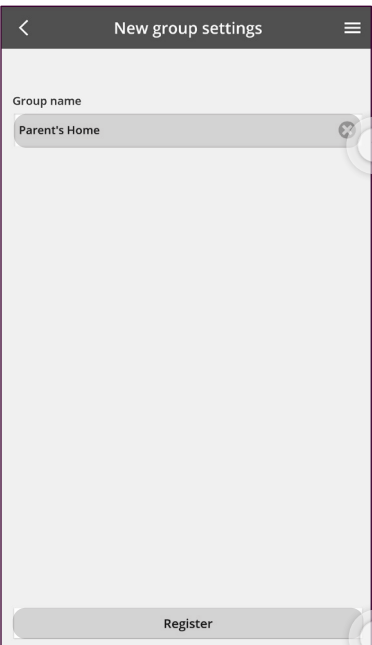
STEP 2

Select “Group list”.



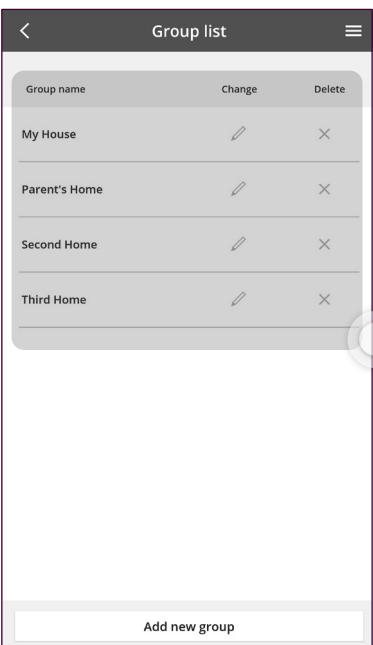
STEP 3

Tap “Add New Group”.



STEP 4

Insert the group name and tap “Register”.



STEP 5

The registered group name will appear in your group list.