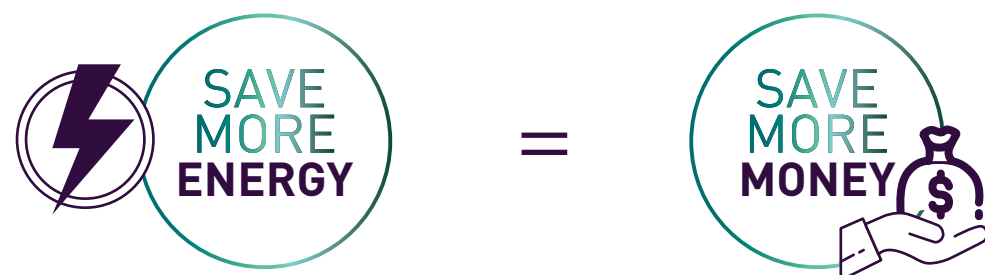


### 3.5 Monitor Operation

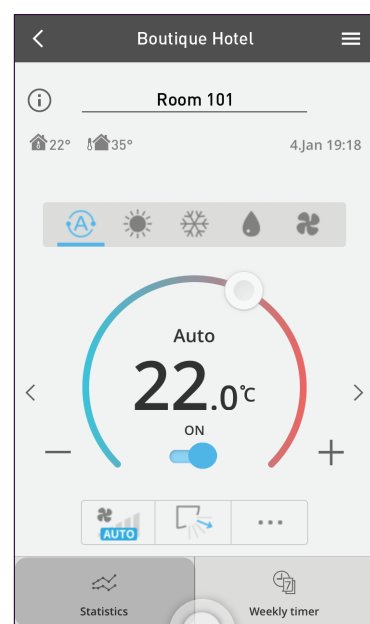
## Monitor Energy Consumption.

Check how much energy your air conditioner is consuming on a daily, weekly, monthly and yearly basis.

\*Only for PAC models. Not allowed for VRF models.

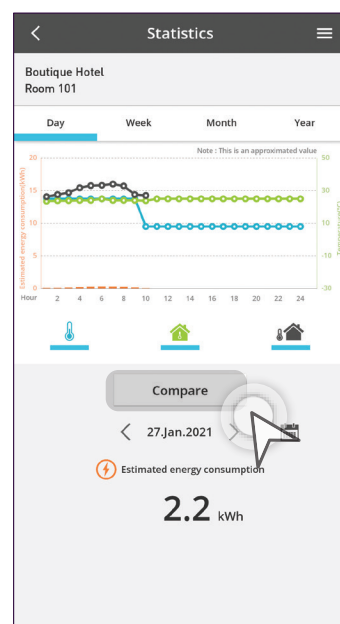


## Check Energy Consumption.



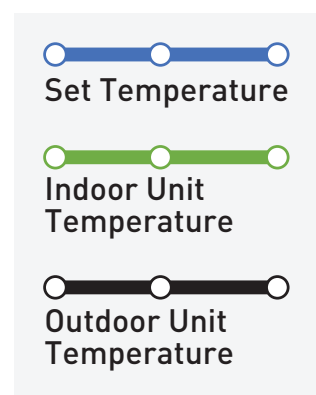
**STEP 1**

Tap "Statistics" to check energy consumption.



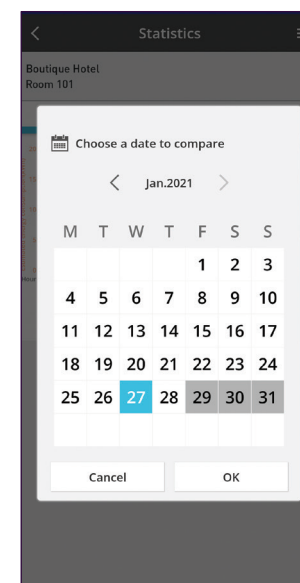
**STEP 2**

Select between day, week, month or year and then tap "Compare" to compare between dates.



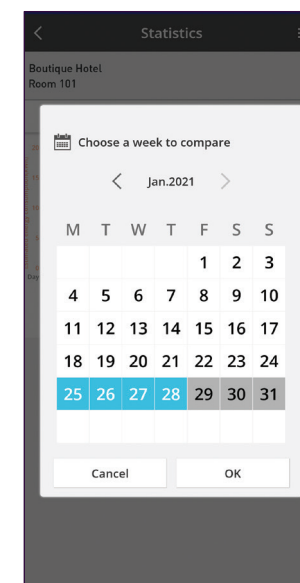
## Energy Saving and Precise Temperature Control.

Panasonic's INVERTER reduces power consumption by varying the speed of the compressor according to the temperature changes with the aim of minimising the temperature fluctuations so you can enjoy consistent cooling comfort.



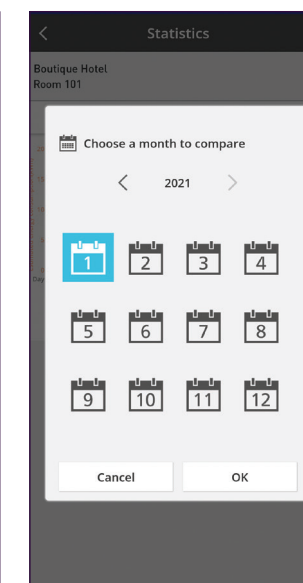
**STEP 3**

Select different days.



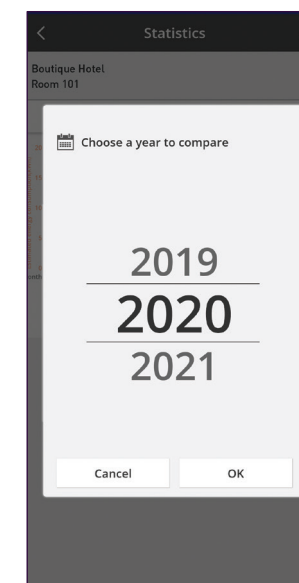
**STEP 4**

Select different weeks.



**STEP 5**

Select different months.



**STEP 6**

Select different years.



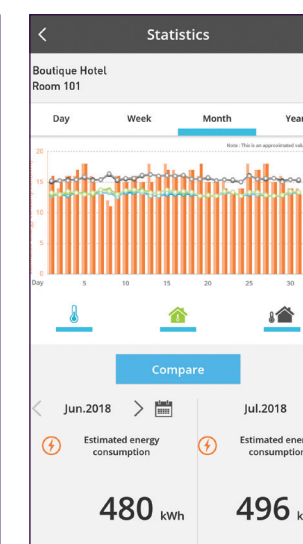
**STEP 7**

Comparison between days.



**STEP 8**

Comparison between weeks.



**STEP 9**

Comparison between months.



**STEP 10**

Comparison between years.