

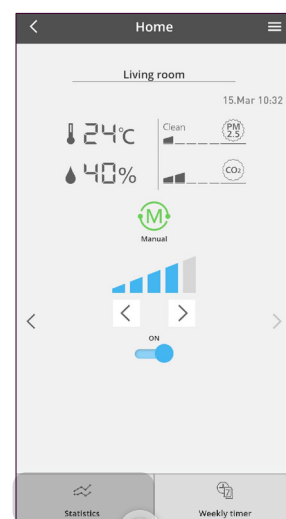

2.9 Ventilation for Cleaner Air

Monitor Dust (PM2.5) and Carbon Dioxide (CO₂) Levels.

Check the level of PM2.5 and CO₂ levels and compare it on a daily, weekly, monthly and yearly basis.



Check Dust (PM2.5) and Carbon Dioxide (CO₂) Levels.



STEP 1

Tap "Statistics" to monitor temperature, humidity, PM2.5 and CO₂ levels.



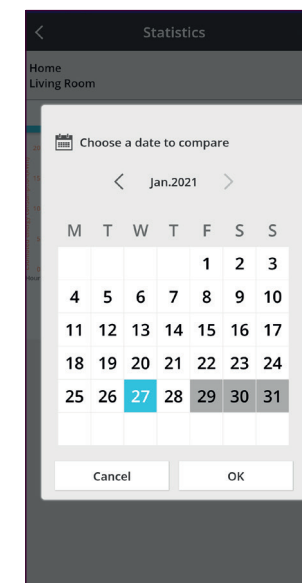
STEP 2

Select PM2.5 and CO₂.

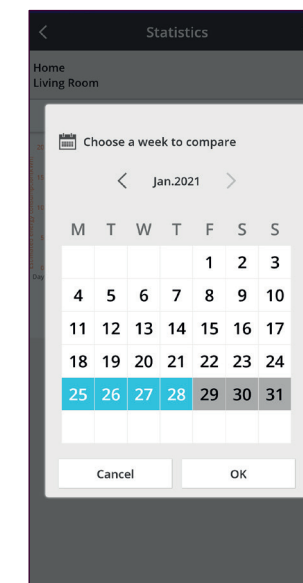


STEP 3

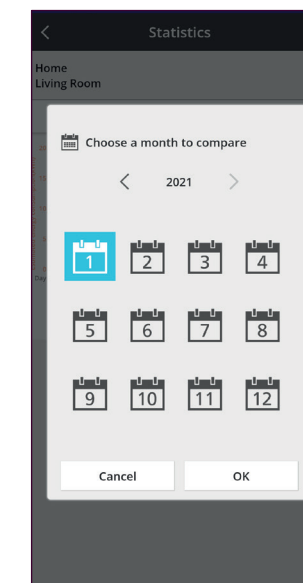
Select between day, week, month or year and then tap "Compare" to compare between days, weeks, months and years.



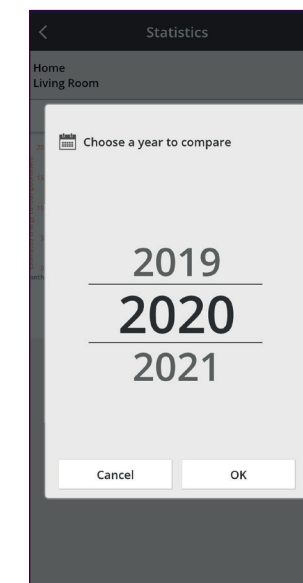
Select different days.



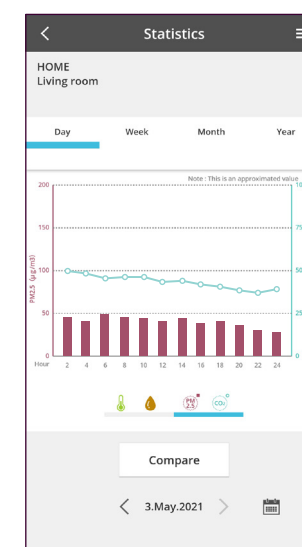
Select different weeks.



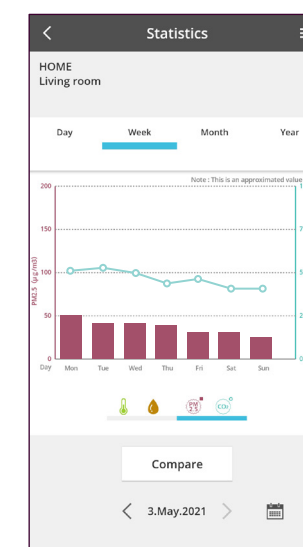
Select different months.



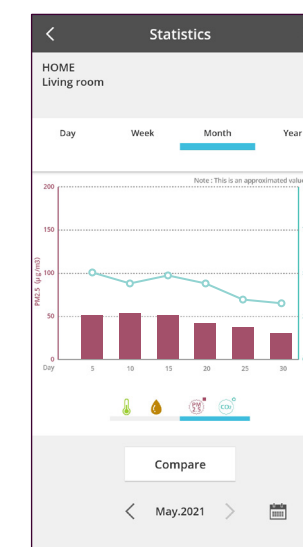
Select different years.



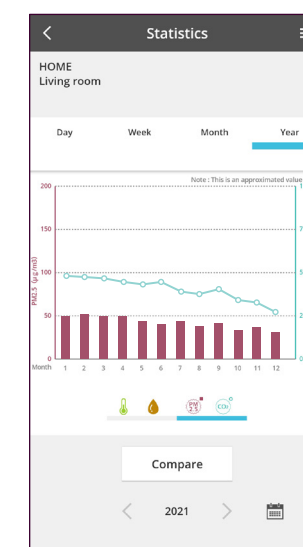
Comparison between days.



Comparison between weeks.



Comparison between months.



Comparison between years.