CEILING EXPOSED

- Slim design with a thickness of only 235 mm. compact looking, stylish,
- Compact looking, stylish, one-motion design.
- Comfortable, long-distance airflow distribution.

nanoe X Generator Mark2

R32 REFRIGERANT

(Accessory)

(Optional Wired Remote Controller)

CZ-RTC5B

CZ-RTC4

CZ-RTC6

Capacity [Btu/h(Phase)]			42700 (3)	47,800(3)
Power Source		V/Phase Hz	380V, 3Ø Phase - 50Hz	
Indoor Unit			S-3448PT3H	S-3448PT3H
Outdoor Unit			U-43PRH1H8	U-48PRH1H8
Cooling Capacity: Rated (Min-Max)		kW	12.50 (3.80-14.00)	14.00 (5.30-15.50)
		Btu/h	42,700 (13,000-47,800)	47,800 (18,100-52,900)
Current: Rated		A	6.1-5.6 (10.5)	6.9-6.3 (11.5)
Power Input: Rated (Min-Max)		kW	3.75 (0.68-4.40)	4.24 (0.94-5.00)
CSPF			5.50	5.40
COP/EER		W/W	3.33	3.30
		Btu/hW	11.39	11.27
Indoor Unit				
Air Volume		m³/min	35.0	35.0
		cfm	1,235	1,235
Sound Pressure Level (Hi/Lo)		dB (A)	46 / 38	46 / 38
Sound Power Level (Hi/Lo)		dB	64 / 56	64 / 56
Dimension	Indoor (H×W×D)	mm	235 x 1,590 x 690	235 x 1,590 x 690
Net Weight		kg	40	40
Outdoor Unit				
Sound Pressure Level		dB (A)	57	58
Sound Power Level		dB	76	77
Dimension	Outdoor (H×W×D)	mm	996 x 980 x 370	996 x 980 x 370
Net Weight		kg	67	73
Piping Connection	Gas Pipe	mm (inch)	15.88 (5/8)	15.88 (5/8)
	Liquid Pipe	mm (inch)	9.52 (3/8)	9.52 (3/8)
Pipe Length	Min-Max	m	5 - 50	5 - 50
Elevation Difference		m	30	30
Maximum Chargeless Length	Max	m	30	30
Additional Gas		g/m	25	25
Operation Range, Outdoor	Min-Max	°C	16-52	16-52

Advantages of Ceiling Exposed

Comfortable, Long-Distance Airflow Distribution

The shape of the outlet has been optimised to provide long-distance air flow distribution.
Even in long rooms, air flow reaches every corner for exceptionally comfortable air conditioning.

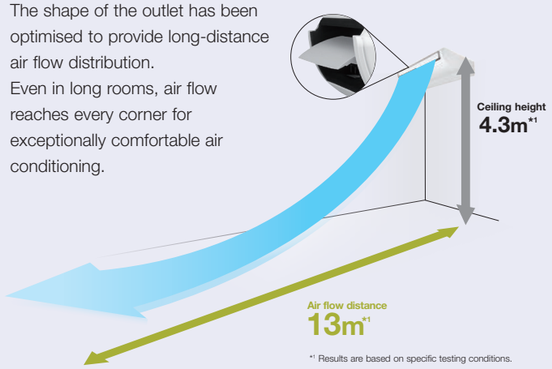

*1 Results are based on specific testing conditions.

*Tested based on NEA energy labelling scheme. Please refer to technical documents for more detail * The sound pressure level is measured in accordance with JIS C 9 612 and JIS B 8616. * DELUXE series indoor units can only be connected to outdoor units of the same series.

NX Series Remote Controller Information

Wireless Remote Controller

* For 4-Way Cassette & Ceiling Exposed

Wired Remote Controller

CZ-RTC5B

CZ-RTC4

CZ-RTC6

Feature Table

Function	Detail	CZ-RTC5B	CZ-RTC4	CZ-RTC6
Basic operation	ON/OFF, mode, temperature control, airflow volume, airflow direction	✓	✓	✓
Timer function	Time display	✓	✓	–
	Weekly program timer	✓	✓	–
Energy saving	Energy saving mode	✓	✓	–
	Econavi	✓	✓	✓
Maintenance	System failure info (alarm history)	✓	–	✓
	Alarm display	✓	✓	✓
	Filter sign	✓	✓	✓
	Test run	✓	✓	✓
	Simple / Detail setting mode	✓	✓	✓
Others	Key lock	✓	–	✓
	Display contrast adjustment	✓	–	✓
	Quiet operation mode	✓	–	–
	nanoe™ X	✓	–	✓

4-WAY CASSETTE NEW Dimensions

Ⓐ S-18PU3ZA/S-24PU3ZA
Ⓑ S-3443PU3ZA

① Air intake
② Discharge outlet
③ Refrigerant tubing (liquid tube)
④ Refrigerant tubing (gas tube)
⑤ Drain tube connection port VP25 (outer dia. ø32)
⑥ Power supply port
⑦ Suspension bolt hole (4-12×30 elongated hole)

<Filter dimension> 520 x 520 x 15

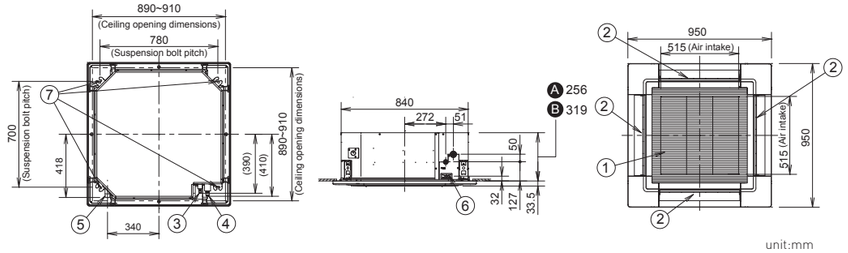

unit:mm

ADAPTIVE DUCTED NEW Dimensions

S-1821PF3H/S-2430PF3H/S-3448PF3H

Detailed dimensions of indoor unit

Type	A	B	C	D	E	F
	mm	mm	mm	mm	mm	Q'ty
1821	867	800	450 (Pitch 150 × 3)	71	592	12
2430	1,067	1,000	750 (Pitch 150 × 5)	21	792	16
3448	1,467	1,400	1,050 (Pitch 150 × 7)	71	1,192	20

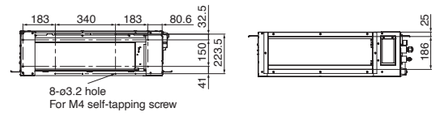

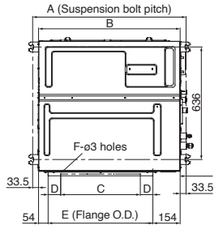

unit:mm

CEILING EXPOSED NEW Dimensions

S-3448PT3H

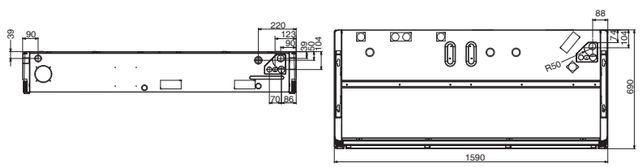

unit:mm

OUTDOOR UNITS NEW Dimensions

U-18PRH1Z5/U-18PRH1H5/U-24PRH1Z5/U-24PRH1H5

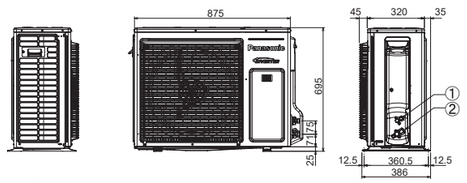

①	Refrigerant tubing (liquid tube), flared connection (φ6.35*1/9.52*2)
②	Refrigerant tubing (gas tube), flared connection (φ12.70*1/15.88*2)

*1 For U-18PRH
*2 For U-24PRH
*Mounting hole (4-R6.5), anchor bolt : M10

U-34PRH1Z5/U-43PRH1Z5/U-43PRH1H8/U-48PRH1H8

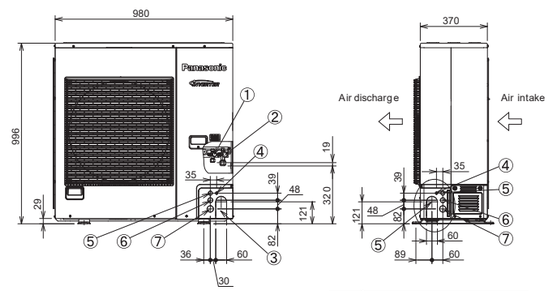

①	Refrigerant tubing (liquid tube), flared connection (Ø9.52)
②	Refrigerant tubing (gas tube), flared connection (Ø15.88)
③	Refrigerant tubing port
④	Electrical wiring port (Ø13)
⑤	Electrical wiring port (Ø22)
⑥	Electrical wiring port (Ø27)
⑦	Electrical wiring port (Ø35)

*Mounting hole (4-R6.5), anchor bolt : M10

unit:mm