


# Panasonic®

คู่มือการใช้งาน &  
การติดตั้ง  
เครื่องซักผ้า (สำหรับใช้ภายในบ้าน)

รุ่น **NA-V10FR1**  
**NA-V10FC1** **NA-V90FC1**



การอ่านคู่มือการใช้งานนี้เป็นสิ่งสำคัญ

TH

ขอขอบคุณที่ท่านเลือกใช้ผลิตภัณฑ์นี้

- โปรดอ่านคู่มือการใช้งานและการติดตั้งโดยละเอียดก่อนการใช้งาน เพื่อประสิทธิภาพและความปลอดภัยสูงสุด
- โปรดเก็บคู่มือเล่มนี้ไว้ข้างอิงในอนาคต

สารบัญ เครื่องซักผ้าไม่มีฟังก์ชัน  
“ตัวช่วยอบผ้า” (หน้า 28)

ข้อควรระวังเพื่อความปลอดภัย	2
การตรวจเช็คเครื่องซักผ้า	7
ก่อนเริ่มใช้เครื่องซักผ้า	8
แผงควบคุม	10
ผงซักฟอก	12
การซัก	14
รายการโปรแกรม	16
คำอธิบายโปรแกรม	18
เคล็ดลับในการซัก	20
การเปลี่ยนการตั้งค่าโปรแกรม	22
ตัวช่วยอบผ้า (อบแห้งเท่านั้น)	28
การเปลี่ยนการตั้งค่าเครื่องซักผ้า	30
การดูแลรักษา	31
การแก้ไขปัญหาเบื้องต้น	35
การแสดงข้อผิดพลาด	41
การเลือกตำแหน่งที่เหมาะสม	43
การเคลื่อนย้ายและการติดตั้ง	44
การเชื่อมต่อกับท่อ	46
การทดสอบการทำงาน	48
Panasonic SmartApp+	49
ข้อมูลจำเพาะ	61



AWW9901CAWC0-0C0

# ข้อควรระวังเพื่อความปลอดภัย

## ⚠️ ข้อควรระวัง

อาจทำให้เกิดการบาดเจ็บสาหัสหรือถึงแก่ชีวิตได้

อย่าปล่อยให้เด็กใช้งานเครื่องโดยลำพัง

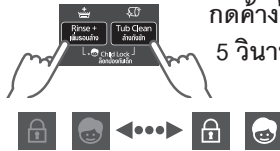


- เครื่องใช้ไฟฟ้านี้ไม่ได้มีจุดประสงค์เพื่อใช้โดยบุคคล (รวมถึงเด็ก) ที่ด้อยความสามารถทางกายภาพ ทางประสาทสัมผัส หรือทางจิตใจ หรือขาดประสบการณ์และความรู้ เว้นแต่จะได้รับ การควบคุมดูแล หรือการสอนเกี่ยวกับการใช้เครื่องใช้ไฟฟ้า โดยบุคคลผู้รับผิดชอบต่อความปลอดภัยของบุคคลเหล่านั้น
- เด็กควรได้รับการดูแลเพื่อให้แน่ใจว่าจะไม่เล่นเครื่องใช้ไฟฟ้า

การตั้งค่าล็อกป้องกันเด็ก (หน้า 30)



เปิด



กดค้างไว้  
5 วินาที

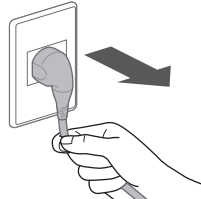


อาจทำให้เกิดไฟไหม้หรือไฟช็อต

ห้ามจับ ขณะมือเปียก



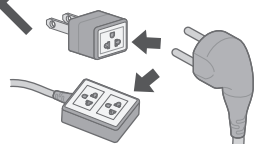
ห้ามจับหรือดึงสายไฟ



ห้ามใช้

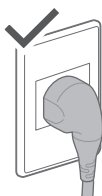


ตัวแปลงปลั๊กไฟ

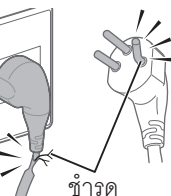


สายต่อ

เสียบปลั๊กให้แน่น



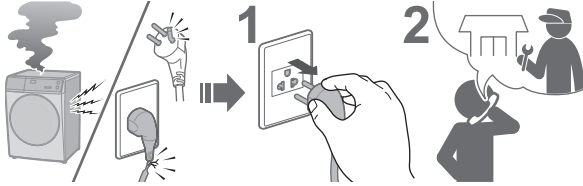
ห้ามใช้



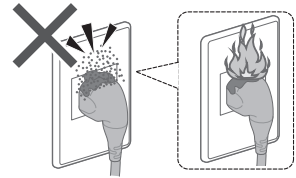
ชำรุด

- หากสายไฟฟ้าชำรุด ต้องให้ผู้ผลิต หรือตัวแทนฝ่ายบริการ หรือบุคคลที่มีคุณสมบัติ คล้ายกันเป็นผู้เปลี่ยน เพื่อ หลีกเลี่ยงอันตราย

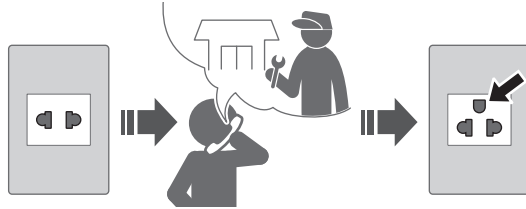
ในกรณีที่เกิดความขัดข้องหรือสายไฟชำรุด ให้หยุดใช้งานและติดต่อช่างไฟฟ้า



ฝุ่นที่สะสมอาจทำให้เกิดเพลิงไหม้



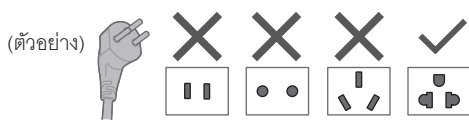
ในการติดตั้งแท่งสายดินอย่างปลอดภัย ควรติดต่อช่างไฟฟ้าเพื่อติดตั้งเต้ารับใหม่



เช็ดปลั๊กไฟด้วยผ้าแห้ง เป็นประจำ

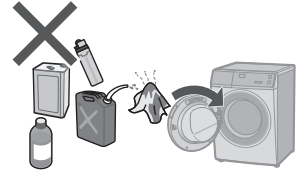


ใช้เต้ารับที่เหมาะสมกับเครื่องนี้



รูปร่างของปลั๊ก รูปร่างของเต้ารับ และอัตราการใช้ไฟฟ้า จะแตกต่างกันไปตามภูมิภาค

เก็บให้ห่างจากวัตถุไวไฟ



## อาจทำให้เกิดความเสียหาย

ห้ามถอดแยก ซ่อมแซม หรือดัดแปลง เครื่องซักผ้านี้ด้วยตนเองโดยเด็ดขาด



เมื่อใช้งานแอป “Panasonic SmartApp+”

(สาเหตุของการทำงานผิดปกติเนื่องจากคลื่นวิทยุจากตัวเครื่อง) V10FR1

- รักษาระยะห่างจากส่วนยึดของเครื่องกระตุ้นหัวใจ อย่างน้อย 15 ซม.
- เก็บให้ห่างจากอุปกรณ์ทางการแพทย์และอุปกรณ์ควบคุมอัตโนมัติ (ประตูอัตโนมัติ สัญญาณเตือนไฟไหม้ ฯลฯ)

# ข้อควรระวังเพื่อความปลอดภัย (ต่อ)

## ⚠️ ข้อควรระวัง

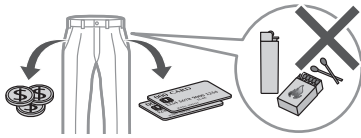
อาจทำให้เกิดไฟไหม้ (เพื่อความปลอดภัยในการใช้งานเครื่องซักผ้า)

### อย่าอบแห้งผ้าที่เป็นสารไวไฟ



- ห้ามนำผ้าที่เป็นน้ำมันปรุงอาหาร อะซิโตน แอลกอฮอล์ เบนซิน น้ำมันก๊าด น้ำยาขัดคราบ น้ำมันสน แวกซ์ น้ำยาขัดคราบแว็กซ์ และน้ำมันเครื่องสำรองเข้าไปอบแห้งในเครื่องอบผ้าแม้ว่าจะซักรีดก็ตาม

### นำสิ่งของในกระเป๋าเสื้อผ้าออกมาให้หมด



- ตรวจสอบและนำสิ่งของในกระเป๋าเสื้อผ้าออกมาให้หมดก่อน โดยเฉพาะอย่างยิ่งไฟแช็กและไม้ขีดไฟ เพราะอาจทำให้เกิดเพลิงไหม้

### อย่าอบแห้งวัสดุที่ทำจากยาง ฯลฯ



- อย่าอบแห้งโฟมยาง (โฟมลาเท็กซ์) หมวกอาบน้ำ ผ้ากันน้ำ ผ้าใบกันน้ำ วัสดุซับยาง และผ้าหรือหมอนบุที่ซับยางไว้ด้านใน วัสดุเหล่านี้อาจทำให้เครื่องอบผ้าเสียหาย
- อย่าอบผ้าที่ยังไม่ได้ซักรีด

### นำเศษใยผ้าที่สะสมอยู่ตามเครื่องออก



### โปรดสังเกตสิ่งต่อไปนี้

- หากคุณหยุดเครื่องก่อนสิ้นรอบการอบแห้งให้นำผ้าออกและกระจายผ้าทันที เพื่อให้ความร้อนถ่ายเทออก
- อย่าอบแห้งผ้าในเครื่องหากมีการใช้สารเคมีทางอุตสาหกรรมสำหรับทำความสะอาด
- ไม่ควรจ่ายไฟเครื่องอบผ้าผ่านอุปกรณ์สวิตซ์ซึ่งภายนอก เช่น เครื่องตั้งเวลา หรือไม่ควรเชื่อมต่อเครื่องอบผ้ากับวงจรที่การไฟฟ้าเปิดและปิดเป็นประจำ

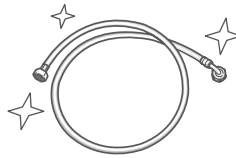
## ! มาตรการป้องกัน

### อาจทำให้เกิดน้ำรั่ว

ปิดก๊อกน้ำหลังจากใช้งานเสร็จแล้ว



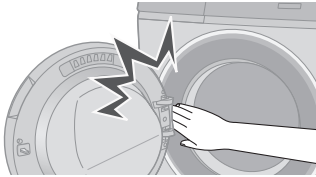
ใช้ท่อชุดใหม่ที่มีมาพร้อมกับเครื่องใช้ไฟฟ้า



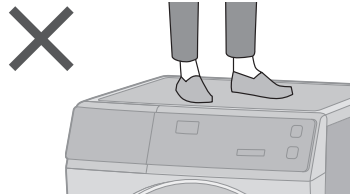
- ต้องใช้ท่อชุดใหม่ที่มีมาพร้อมกับเครื่องใช้ไฟฟ้า และไม่ควรใช้ท่อชุดเก่า

### อาจทำให้เกิดการบาดเจ็บ


ควรระมัดระวังเพื่อไม่ให้หนีบนิ้วมือ



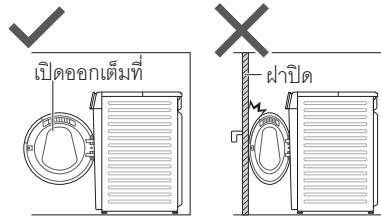
ห้ามปีนบนเครื่องใช้ไฟฟ้า



ห้ามสัมผัสเมื่อเครื่องร้อน



ติดตั้งเครื่องใช้ไฟฟ้าให้ถูกต้อง



- จะต้องไม่ติดตั้งเครื่องซักผ้าไว้หลังประตูที่ล็อกได้ ประตูเลื่อน หรือประตูที่มีบานพับ อยู่ตรงข้ามกับเครื่องซักผ้า และห้ามเปิดฝาเครื่องซักผ้าออกจนสุด


■ สำหรับน้ำหนักสูงสุดของผ้าแห้งและแรงดันน้ำจากก๊อก โปรดดู หน้า 61

# ข้อควรระวังเพื่อความปลอดภัย (ต่อ)

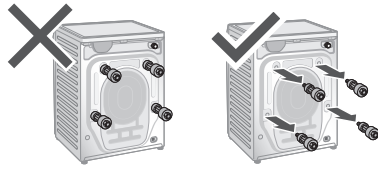
## ⚠️ มาตรการป้องกัน

อาจทำให้เกิดความเสียหาย

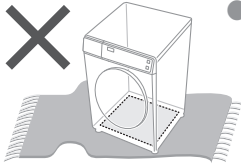
ตั้งให้ห่างจากความร้อนและแสงแดด  
ส่องถึงโดยตรง



ถอนพุกก่อนการใช้งานเครื่อง




ห้ามกีดขวาง




- ห้ามมีพรมกีดขวางช่องเปิดระบายอากาศ

ห้ามใช้น้ำร้อน



ใช้สำหรับเสื้อผ้าที่สามารถซักกับเครื่องได้เท่านั้น



- เครื่องใช้ไฟฟ้านี้มีวัตถุประสงค์สำหรับใช้ภายในบ้าน เครื่องใช้ไฟฟ้านี้ไม่ได้มีวัตถุประสงค์ที่จะนำไปประยุกต์ใช้งานสถานที่อื่น เช่น
  - พื้นที่ประกอบอาหารของพนักงานในร้านค้า สำนักงาน และสถานที่ปฏิบัติงานอื่นๆ
  - บ้านไร่
  - ใช้งานโดยลูกค้าในโรงแรม โมเต็ล และสภาพแวดล้อมที่เป็นแบบที่พิกต่างๆ
  - ที่พิกประเภทห้องพักพร้อมอาหารเช้า
  - ส่วนของพื้นที่สาธารณะในห้องชุด หรือในห้องซักผ้าที่ซักรด้วยเครื่องอัตโนมัติ

ห้ามซักเสื้อผ้าที่เต็มไปด้วยน้ำมัน



โปรดปฏิบัติตามคำแนะนำ

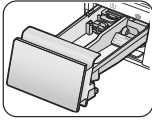


- ในกรณีที่น้ำยาปรับผ้านุ่มหรือผลิตภัณฑ์ใกล้เคียงกัน ให้ปฏิบัติตามคำแนะนำที่แจ้งบนบรรจุภัณฑ์ของน้ำยาปรับผ้านุ่ม

# การตรวจเช็คเครื่องซักผ้า

## ข้อขึ้นส่วน

ถาดใส่ผงซักฟอก (หน้า 12)



แผงควบคุม (หน้า 10)

อย่าปิดกั้นช่องระบายอากาศ

ฝาปิด

ถังซัก

บานพับ

ขอบยางฝาปิด

ขาตั้งปรับได้  
(หน้า 45)

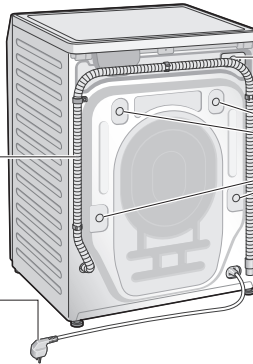
ฝาปิดตัวกรองน้ำทิ้ง  
(หน้า 34)

ท่อน้ำทิ้ง  
(หน้า 46, 47)

ทางน้ำเข้า (หน้า 47)

พุก (หน้า 45)

สายไฟและปลั๊ก  
\*รูปร่างของปลั๊กจะแตกต่างกัน  
ตามภูมิภาค



## อุปกรณ์เสริม


ข้อต่อท่อน้ำ (1) (หน้า 47)



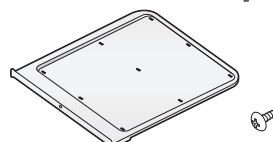
ฝาปิดท่อ (4) (หน้า 45)



ท่อน้ำเข้า (1) (หน้า 46, 47)



แผ่นปิดใต้เครื่อง (1) / สกรู (1) (หน้า 44)

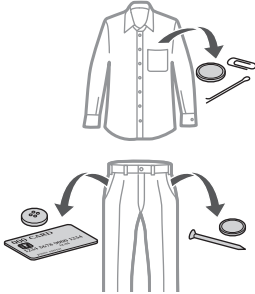


# ก่อนเริ่มใช้เครื่องซักผ้า

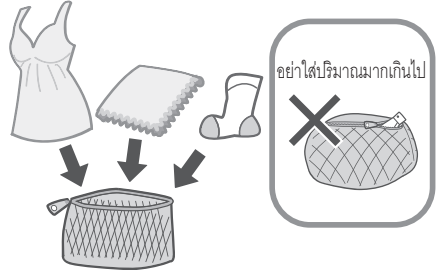
## การเตรียมการซัก

### ก่อนใส่ผ้าลงในถังซัก


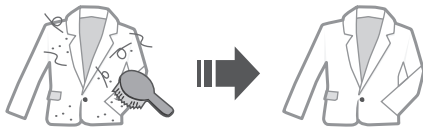
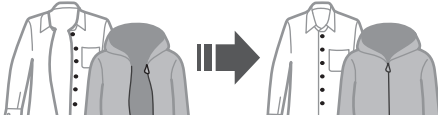
- นำวัตถุอื่นออกจากผ้าที่จะซัก



- ใช้ถุงผ้าตาข่ายสำหรับผ้าที่บอบบางและผ้าชิ้นเล็ก



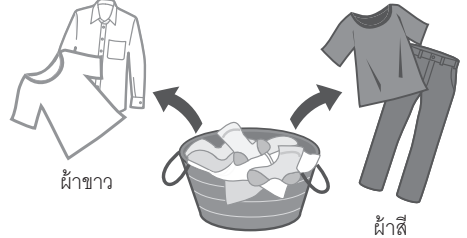
### ตรวจเช็คผ้าก่อนซัก



- ศึกษาฉลากการดูแลผ้า



- ควรแยกซักผ้าขาวและผ้าสีตก



- ขจัดคราบที่เปื้อนก่อนซัก



หมายเหตุ

- แนะนำให้ใช้โปรแกรม "Stain Master+" (หน้า 17) เพื่อขจัดคราบ



## ผ้าที่ไม่สามารถซักหรืออบแห้งได้

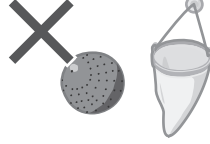
### ผ้าที่ไม่สามารถซักหรืออบแห้งได้



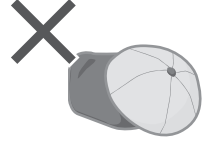
หนัง/ขนสัตว์



ผ้าไหม ผ้าเยอน และผ้าคูโบร (ผ้าไหมสังเคราะห์)



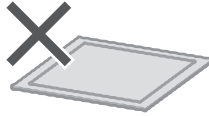
ถุงซักผ้าที่มีจำหน่ายทั่วไป



หมวกที่มีวัสดุแข็ง



เบาะ หมอน ฯลฯ



เสื่อยูริเทน/ที่ปูด้วยยางหรือเสื่อที่มีความหนา

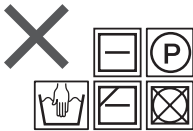


ผ้าอ้อมสำเร็จรูป

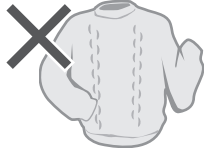
#### อื่น ๆ ...

- สิ่งของที่มีรอยยับและนูน
- ผ้าเคลือบ
- เสื้อผ้าที่เสียรูปได้ (เสื้อคลุมเบลเซอร์ เนคไท ชุดเดรส ฯลฯ)
- ผ้ากำมะหยี่

### ผ้าที่ไม่สามารถอบแห้งได้



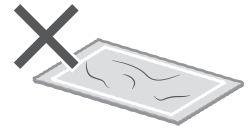
ผ้าที่มีสัญลักษณ์ข้างต้น



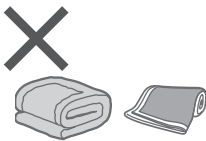
เสื่อที่ทำด้วยผ้าขนสัตว์



กางเกงรัดรูปขาวยาวหรือถุงน่อง



เสื่อหรือวัสดุอื่นที่มีขนสัตว์ติดอยู่



ผ้าขนวม



ผ้าที่ลงแป้งแข็ง



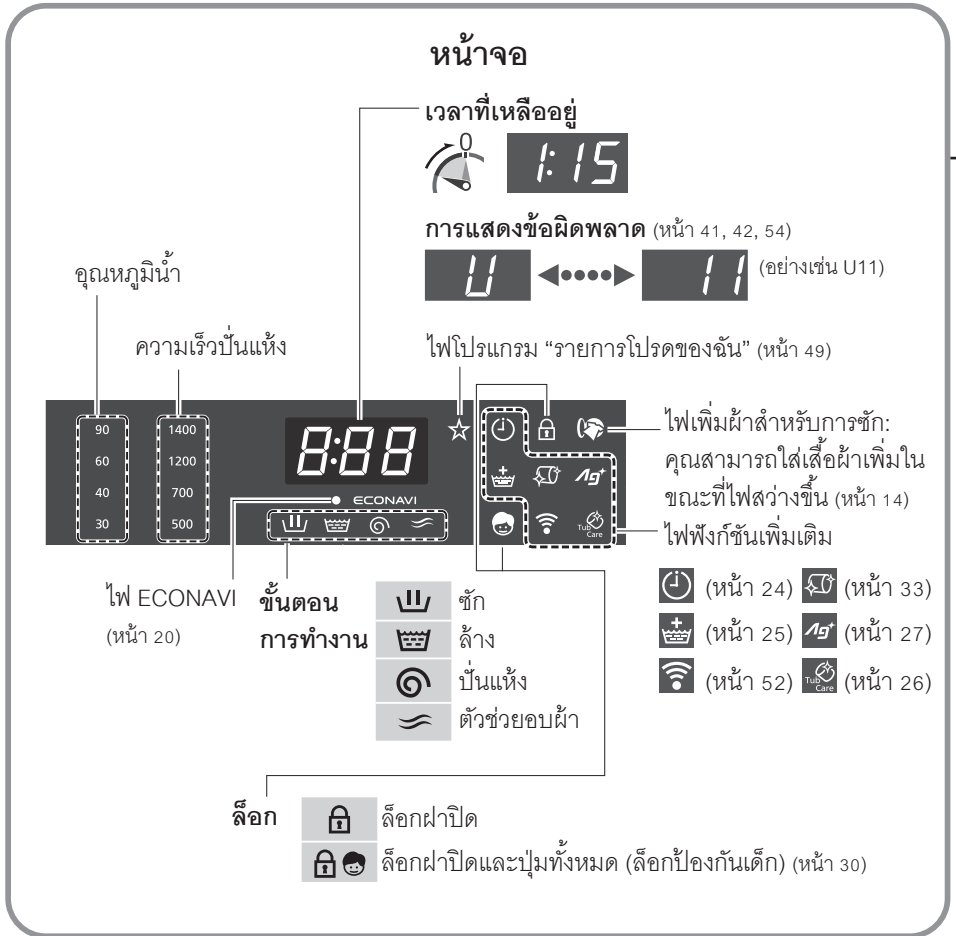
เสื่อผ้าที่ประดับลูกไม้หรือการถักลาย ผ้าเส้นใยสังเคราะห์ เป็นต้น

#### หมายเหตุ


- อาจทำให้เสื้อผ้าเสียรูป เสียหาย และทำให้เครื่องซักผ้าเสียหายหรือทำงานผิดปกติได้

# แผงควบคุม

● รูปภาพในคู่มือเล่มนี้เป็นของเครื่องซักผ้ารุ่น NA-V10FR1 เว้นแต่ที่ระบุไว้เป็นอย่างอื่น



## ■ NA-V10FC1/ NA-V90FC1



ล้างถังซักอัตโนมัติ (หน้า 26)



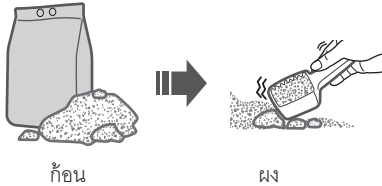
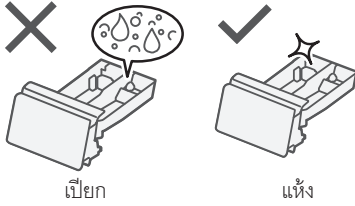
# ผงซักฟอก

● ใช้ตามคำแนะนำของแต่ละผลิตภัณฑ์

## ผงซักฟอก

ใช้ผลิตภัณฑ์ซักผ้าที่มีฟองน้อย

● เพื่อป้องกันไม่ให้เกิดผลิตภัณฑ์ซักผ้าชนิดผงเหลือค้างอยู่ในช่องใส่ผงซักฟอก:



## ผงซักฟอก

ผงซักฟอก

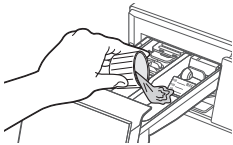
น้ำยาซักผ้า




สารฟอกขาว



## น้ำยาปรับผ้านุ่ม

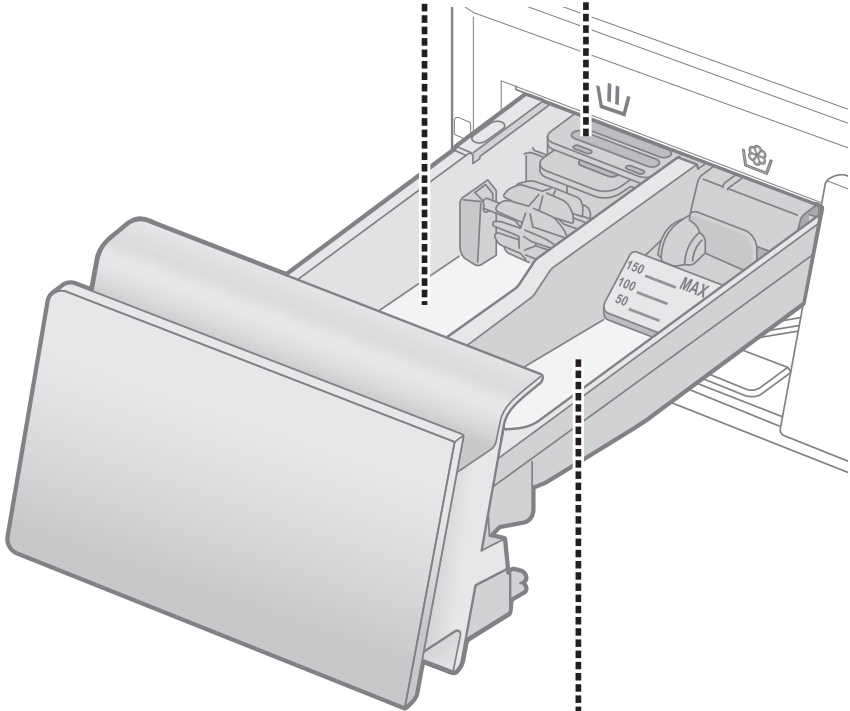


หมายเหตุ



กล่อง Ag+ (หน้า 27, 33)

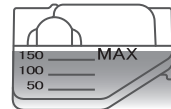
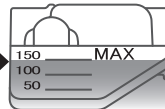
V10FR1



 น้ำยาปรับผ้านุ่ม

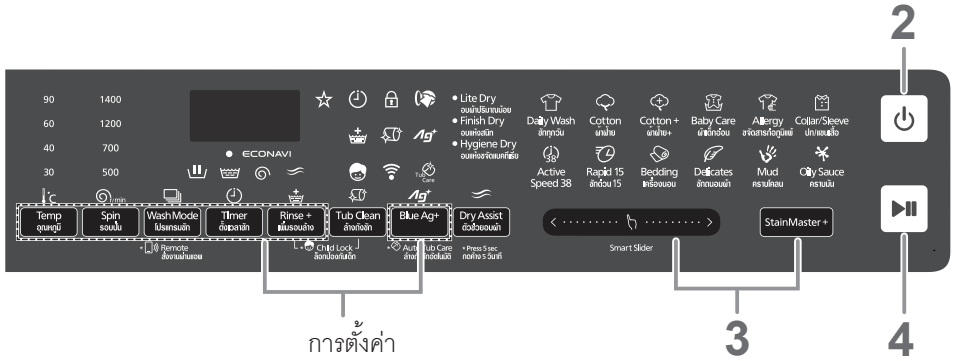


สูงสุด 150 มล



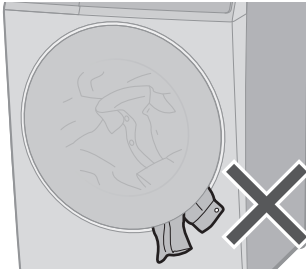
# การซักรีด

## ขั้นตอนพื้นฐาน

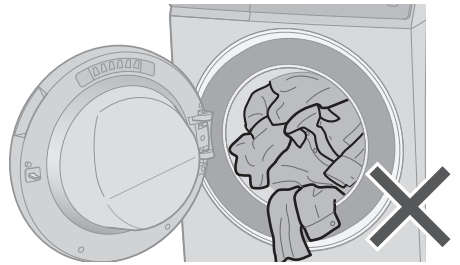


### หมายเหตุ

■ ห้ามให้ผ้าติดตรงฝาปิด



■ ห้ามใส่ผ้าในถังซักมากเกินไป



■ การเปิดฝาปิดในระหว่างที่เครื่องทำงาน

● ระหว่างการซัก

(คุณสามารถใส่เสื้อผ้าเพิ่มได้เมื่อ สว่างขึ้น)

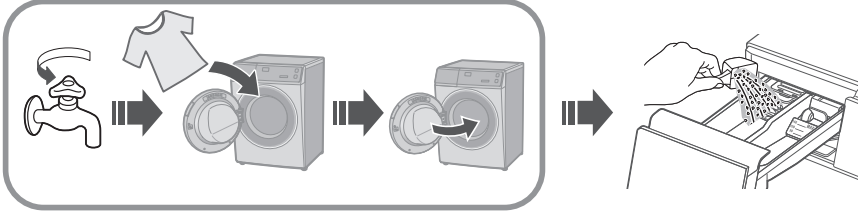


### หมายเหตุ

● ฝาปิดไม่เปิดออก ➡ (หน้า 36)



1



2



เปิด

3



เลือกโปรแกรมหัก (หน้า 16)

■ การเปลี่ยนการตั้งค่า

### การตั้งค่า

<b>Temp</b> อุณหภูมิ	<b>Spin</b> รอบปั่น	<b>Wash Mode</b> โปรแกรมหัก	<b>Timer</b> ตั้งเวลาซัก
อุณหภูมิ (หน้า 22)	รอบปั่น (หน้า 23)	โปรแกรมหัก (หน้า 23)	ตั้งเวลาซัก (หน้า 24)
<b>Rinse+</b> เพิ่มรอบล้าง	<b>Auto Tub Care</b> ล้างถังซักอัตโนมัติ	<b>Blue Ag+</b>	
เพิ่มรอบล้าง (หน้า 25)	ล้างถังซักอัตโนมัติ	Blue Ag+; ล้างถังซัก	อัตโนมัติ
	V10FC1	V10FR1	
	V90FC1 (หน้า 26)	V10FR1 (หน้า 26, 27)	

4



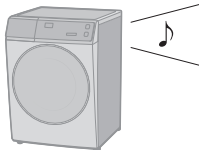
เริ่ม

ซังน้ำหนักผ้าที่ซัก

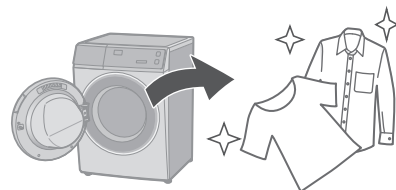
(30 วินาที)

2:00 แสดงเวลาที่ต้องใช้ (คำนวณใหม่)













(ตัวอย่าง)



5






# รายการโปรแกรม














โปรแกรม	คำอธิบาย	น้ำหนักสูงสุด (กิโลกรัม)		เวลารวม
		V10FR1/ V10FC1	V90FC1	
 ซักทุกวัน	<ul style="list-style-type: none"> <li>● สำหรับผ้าที่ซักทุกวัน (รวดเร็วกว่าโปรแกรม “ผ้าฝ้าย”)</li> </ul> 	10.0	9.0	1:30
 ผ้าฝ้าย	<ul style="list-style-type: none"> <li>● ผ้าที่ซักทุกวัน</li> </ul> 	10.0	9.0	2:54
 ผ้าฝ้าย +	<ul style="list-style-type: none"> <li>● เครื่องจะซักแบบนุ่มนวลโดยใช้เวลามากขึ้น</li> </ul> 	10.0	9.0	3:00
 ผ้าเด็กอ่อน	<ul style="list-style-type: none"> <li>● เลือผ้าสำหรับเด็กอ่อน &amp; ผู้ที่มีผิวบอบบาง ล้างน้ำอย่างทั่วถึง</li> </ul> 		5.0	2:20
 <b>Active Speed 38</b>	<ul style="list-style-type: none"> <li>● ผ้าปริมาณน้อย</li> </ul> 		5.0	0:38
 ซักด่วน 15	<ul style="list-style-type: none"> <li>● ผ้าปริมาณน้อยที่มีคราบเล็กน้อย</li> </ul> 		2.0	0:15

● **เวลารวมโดยประมาณ** (เมื่ออัตราการจ่ายน้ำมาตรฐานคือ 15 ลิตร/นาที)  
สำหรับอุณหภูมิเริ่มต้นของแต่ละโปรแกรม















โปรแกรม	คำอธิบาย	น้ำหนักสูงสุด (กิโลกรัม)		เวลารวม
		V10FR1/ V10FC1	V90FC1	
 เครื่องนอน	<ul style="list-style-type: none"> <li>● ผ้าที่มีขนาดใหญ่</li> </ul> 	3.0		1:30
 ซักถนอมผ้า	<ul style="list-style-type: none"> <li>● การซักผ้าอย่างนุ่มนวล</li> </ul> 	2.0		0:50
<b>StainMaster +</b>	สำหรับรอยเปื้อนดังต่อไปนี้			
 ขจัดสารก่อภูมิแพ้	<ul style="list-style-type: none"> <li>● สำหรับเห็บและเกสรดอกไม้</li> </ul> 	10.0	9.0	3:15
 ปก/แขนเสื้อ		10.0	9.0	3:10
 คราบโคลน		10.0	9.0	3:30
 คราบมัน		10.0	9.0	3:00
 ล้างถังซัก	<ul style="list-style-type: none"> <li>● การทำความสะอาดถังซัก</li> </ul> 	ไม่มี		3:45

# คำอธิบายโปรแกรม

โปรแกรม	การตั้งค่า	การตั้งค่าโดยอัตโนมัติ	
		อุณหภูมิ (°C)	รอบปั่น (รอบ/นาที)
 ซักทุกวัน		40	1200
 ผ้าฝ้าย		40	1200
 ผ้าฝ้าย +		60	1400
 ผ้าเด็กอ่อน		40	1400
 Active Speed 38		40	1200
 ซักด่วน 15		น้ำเย็น	1200
 เครื่องนอน		น้ำเย็น	700
 ซักถนอมผ้า		30	500
 ขจัดสารก่อภูมิแพ้		90	1200
 ปก/แขนเสื้อ		40	1200
 คราบโคลน		40	1200
 คราบมัน		40	1200
 ล้างถังซัก		40	1200

## หมายเหตุ

- สำหรับผ้าที่มีคราบสกปรกปกปิดในความจริงที่กำหนด ขอแนะนำให้ใช้โปรแกรม “ผ้าฝ้าย +, 60 °C, 1400 รอบ/นาที” ซึ่งผ่านการทดสอบตามมาตรฐาน IEC 60456 สำหรับด้านประสิทธิภาพของพลังงานและน้ำ
- อุณหภูมิ น้ำจริงอาจแตกต่างจากอุณหภูมิรอบการทำงานที่กำหนดไว้
- ผลการทดสอบขึ้นอยู่กับแรงดันน้ำ ความกระด้างของน้ำ อุณหภูมิ น้ำเข้า อุณหภูมิห้อง ชนิดและปริมาณของผ้าที่ซัก ระดับความสกปรก ผงซักฟอกที่ใช้ ความผันผวนของแหล่งจ่ายไฟฟ้าหลัก และฟังก์ชันเพิ่มเติมที่เลือกไว้

ช่วงการตั้งค่า		ฟังก์ชันเพิ่มเติม				
อุณหภูมิ (°C)	รอบปั่น (รอบ/นาที)	โปรแกรม ซัก	ตั้งเวลา ซัก	เพิ่มรอบ ล้าง	Blue Ag+	ล้างถังซัก อัตโนมัติ
น้ำเย็น, 30, 40, 60	 500, 700, 1200, 1400	✓	✓	✓	✓	✓
น้ำเย็น, 30, 40, 60	 500, 700, 1200, 1400	✓	✓	✓	✓	✓
น้ำเย็น, 30, 40, 60	 500, 700, 1200, 1400	✓	✓	✓	✓	✓
น้ำเย็น, 30, 40, 60	 500, 700, 1200, 1400	✓	✓	✓	✓	✓
น้ำเย็น, 30, 40	 500, 700, 1200, 1400	✓	✓	–	✓	✓
น้ำเย็น	 500, 700, 1200	–	✓	–	–	–
น้ำเย็น, 30	 500, 700	✓	✓	✓	✓	–
น้ำเย็น, 30, 40	 500	✓	–	✓	✓	–
60, 90	 500, 700, 1200	–	✓	✓	–	✓
40	 500, 700, 1200, 1400	✓	✓	✓	✓	✓
40	 500, 700, 1200, 1400	✓	✓	✓	✓	✓
40	 500, 700, 1200, 1400	✓	✓	✓	✓	✓
40	1200	–	–	–	–	–

 : ปล่อยน้ำออกเท่านั้น (ไม่ต้องปั่นแห้ง)

Blue Ag+:  
V10FR1

# เคล็ดลับในการซัก

## ECONAVI

- โปรแกรม “ผ้าฝ้าย” และ “ซักทุกวัน”



## ไฟแสดงสถานะ



การตรวจจับ



เปิดใช้ ECONAVI



ไม่ใช้ ECONAVI

## ซักถนอมผ้า

### ■ เมื่อซักผ้า

- ใช้ฟังก์ชัน “เพิ่มรอบล้าง” เพื่อล้างน้ำให้สะอาด (หน้า 25)

หมายเหตุ




สารฟอกขาว



ผลิตภัณฑ์ซักผ้าชนิดน้ำ  
สำหรับผ้าอบบาง



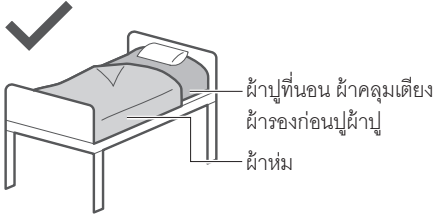
### ■ หลังสิ้นสุดการซัก



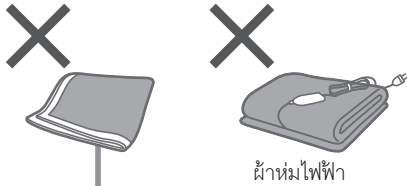
## เครื่องนอน

### ■ ผ้าที่ซักได้

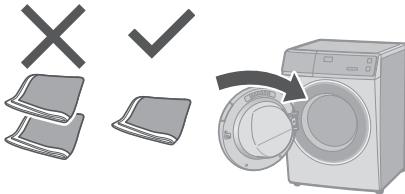
- (ซัก)
- (ซักด้วยมือ)
- ผ้าฝ้าย 100 % หรือผ้าใยสังเคราะห์ 100 %



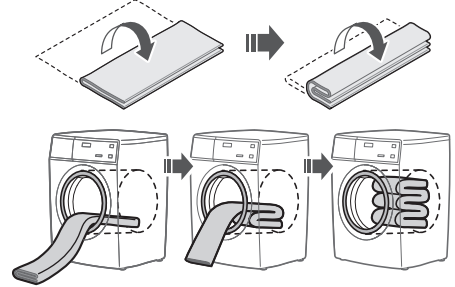
### ■ ผ้าที่ซักไม่ได้



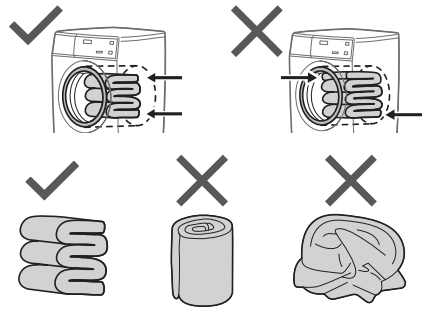
หมายเหตุ



### ■ การใส่ใ้ผ้าห่มลงในถังซัก



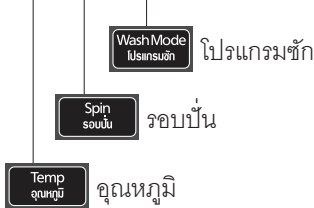
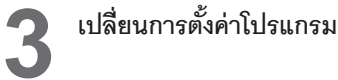
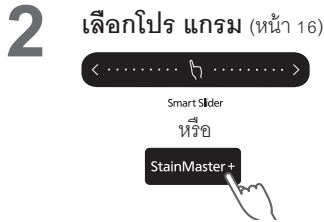
หมายเหตุ



# การเปลี่ยนการตั้งค่าโปรแกรม

## ■ การเตรียมซั๊ก

- แยกประเภทเสื้อผ้าแล้วใส่ลงในถังซั๊ก (หน้า 8)
- ใส่ผงซั๊กพอก (หน้า 12)



- ฟังก์ชันเพิ่มเติมที่ใช้ได้และช่วงการตั้งค่าจะแตกต่างกัน ทั้งนี้ขึ้นอยู่กับโปรแกรม (หน้า 18)
- สัญญาณเตือนข้อผิดพลาดจะดังขึ้น หากคุณเลือกฟังก์ชันที่ไม่สามารถใช้ได้



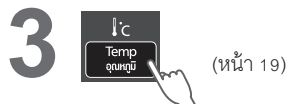
## ic อุณหภูมิ

เปลี่ยนอุณหภูมิในการซั๊ก



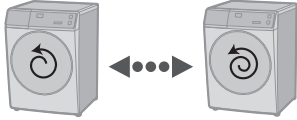
## ■ คำแนะนำในการตั้งค่า

ต่ำ	สูง
● ผ้าสี	● ผ้าขาว
	
● ผ้าที่ทำความสะอาดบ่อย	● ผ้าที่ทำความสะอาดมาก
	
● ผ้าที่หัดตัวได้ง่าย	● ผ้าฝ้าย



## 🌀/min รอบปั่น

เปลี่ยนความเร็วปั่นแห้ง



รอบต่ำ

รอบสูง

### ■ คำแนะนำในการตั้งค่า

<p>รอบต่ำ</p>	<p>รอบสูง</p>
<p>● ช่วยลดรอยยับ</p>	<p>● เพื่อปั่นผ้าให้แห้งอย่างทั่วถึง</p>

# 3



(หน้า 19)

### ■ การเปลี่ยนการตั้งค่าขณะซักผ้า

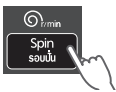


1



หยุดชั่วคราว

2



3



เริ่ม

## 📄 โปรแกรมซัก

เลือก ซัก ล้าง และปั่นแห้ง ที่ผสมผสานกัน

(ตัวอย่าง)



# 3



*1	ซัก
*2	ล้าง
*2	ปั่นแห้ง
	ซักและล้าง
	ซักและปั่นแห้ง
*2	ล้างและปั่นแห้ง

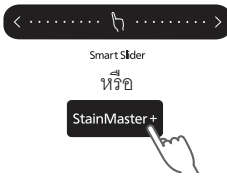
\*1 น้ำจะถูกปล่อยออกหลังจากขั้นตอนการซัก

\*2 ปล่อยน้ำออกหากมีน้ำอยู่ในถังซัก

# การเปลี่ยนการตั้งค่าโปรแกรม (ต่อ)

## ■ การเตรียมซักร

- แยกประเภทเสื้อผ้าแล้วใส่ลงในถังซัก (หน้า 8)
- ใส่ผงซักฟอก (หน้า 12)



ตั้งเวลาซักร

Timer ตั้งเวลาซักร

เพิ่มรอบล้าง

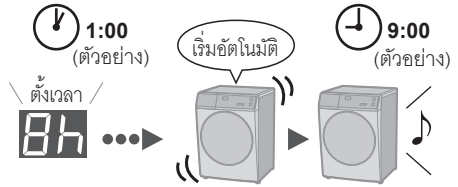
Rinse +  
เพิ่มรอบล้าง

- ฟังก์ชันเพิ่มเติมที่ใช้ได้และช่วงการตั้งค่าจะแตกต่างกัน ทั้งนี้ขึ้นอยู่กับโปรแกรม (หน้า 18)
- สัญญาณเตือนข้อผิดพลาดจะดังขึ้นหากคุณเลือกฟังก์ชันที่ไม่สามารถใช้ได้



## ⏸ ตั้งเวลาซักร

ตั้งเวลาซักรล่วงหน้าเพื่อดำเนินการให้เสร็จสิ้นในภายหลัง (ถึง 24 ชั่วโมง)



## ■ การตรวจเช็คเวลาที่ตั้งไว้ล่วงหน้า



## ■ การยกเลิกการตั้งค่า



หมายเหตุ



- ไม่สามารถใช้ได้: หน้า 19



## เพิ่มรอบล้าง

เพิ่มรอบล้าง



3



ดับลง  
(ปิด)



สว่างขึ้น  
(เปิด)

## ■ การเปลี่ยนการตั้งค่าขณะซักผ้า

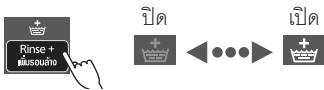


1



หยุดชั่วคราว

2



ปิด

เปิด

3

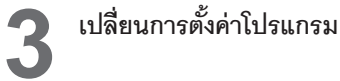
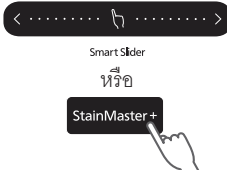


เริ่ม

# การเปลี่ยนการตั้งค่าโปรแกรม (ต่อ)

## ■ การเตรียมซักร

- แยกประเภทเสื้อผ้าแล้วใส่ลงในถังซัก (หน้า 8)
- ใส่ผงซักฟอก (หน้า 12)



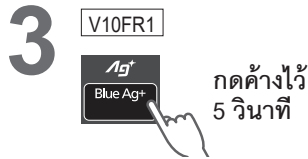
Blue Ag+  
ล้างถังซักอัตโนมัติ

- ฟังก์ชันเพิ่มเติมที่ใช้ได้และช่วงการตั้งค่าจะแตกต่างกัน ทั้งนี้ขึ้นอยู่กับโปรแกรม (หน้า 18)
- สัญญาณเตือนข้อผิดพลาดจะตั้งขึ้นหากคุณเลือกฟังก์ชันที่ไม่สามารถใช้ได้



## ล้างถังซักอัตโนมัติ

เพิ่มขั้นตอนล้างถังซักอัตโนมัติ



V10FC1 V90FC1



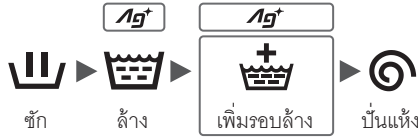
### หมายเหตุ

- การตั้งค่าจะถูกจดจำ

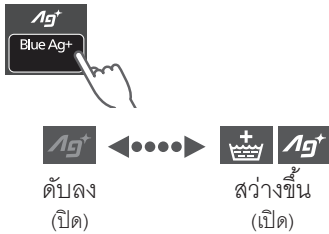
## Ag+ Blue Ag+

V10FR1

ฟังก์ชันกำจัดแบคทีเรีย (สูงสุด 3.0 กิโลกรัม)



### 3

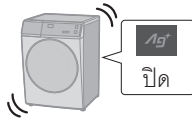


### อายุการใช้งานสำหรับกล่อง Ag+

- “Blue Ag+” ใช้งานในการซักประมาณ 300 ถึง 350 ครั้ง (ประมาณ 7 ปี หากใช้งาน สัปดาห์ละครั้ง)
- เปลี่ยนกล่องใหม่หากสารที่อยู่ในภายในกล่องมี ปริมาณลดลง

● เปลี่ยนใหม่  
⇒ (หน้า 33)

● ซ้กโดยไม่ใช้ “Ag+”



### หมายเหตุ

- ห้ามใช้น้ำเพื่อวัตถุประสงค์อื่น








- ชนิดของผ้า ผงซักฟอก น้ำยาปรับผ้านุ่ม และ ความกระด้างของน้ำอาจส่งผลกระทบต่อผลลัพธ์ ที่ได้
- หยุดใช้งานหากมีอาการคัน เป็นต้น



# ตัวช่วยอบผ้า (อบแห้งเท่านั้น)

ไม่สามารถตั้งค่าฟังก์ชันนี้กับโปรแกรมการซักอื่น ๆ พร้อมกันได้



ตัวช่วยอบผ้า	ไฟแสดงสถานะ (นาที)	คำอธิบาย	น้ำหนักสูงสุด (กก.)
<ul style="list-style-type: none"> <li>Lite Dry</li> <li>อบผ้าปริมาณน้อย</li> </ul>	120	หลังจากปั่นด้วยความเร็ว 1400 รอบ/นาที  เช่น เสื้อ 5 ตัว	1.0
	180		
<ul style="list-style-type: none"> <li>Finish Dry</li> <li>อบแห้งสนิท</li> </ul>	30	การอบแห้งผ้าที่แห้งไม่สนิทเพิ่มเติม 	2.0
	120	หลังจากตากแล้ว  	
	180	เช่น กางเกงขาสั้น 1 ตัว กางเกงขายาว 1 ตัว เสื้อยืด 1 ตัว ชุดชั้นใน 1 ตัว ผ้าเช็ดตัว 1 ผืน	
<ul style="list-style-type: none"> <li>Hygiene Dry</li> <li>อบแห้งจัดแบคทีเรีย</li> </ul>	120	หลังจากปั่นด้วยความเร็ว 1400 รอบ/นาที การกำจัดแบคทีเรีย 	0.5
	180		

หมายเหตุ

- ผ้าปิดล็อกในระหว่างการอบแห้ง



- ในการเปิดฝาปิด



หยุดชั่วคราว



เริ่มระบายความร้อน 9 ถึง 24 นาที



- หลังจากการอบแห้ง ถึงซักจะหมุนเป็นเวลา 40 วินาที ทุก 5 นาที เพื่อป้องกันไม่ให้เกิดรอยยับที่เกิดจากการทิ้งเสื้อผ้าไว้ในเครื่องนาน



ประมาณ 2 ชั่วโมง



สว่างขึ้น (เปิด)



- ในการเปิดฝาปิด:



ปิดเครื่อง

หรือ



หยุดชั่วคราว

อาการ

- อบผ้าไม่แห้งพอ
- ผ้าแห้งไม่เท่ากัน



เคล็ดลับเพื่อการอบผ้าที่ดี

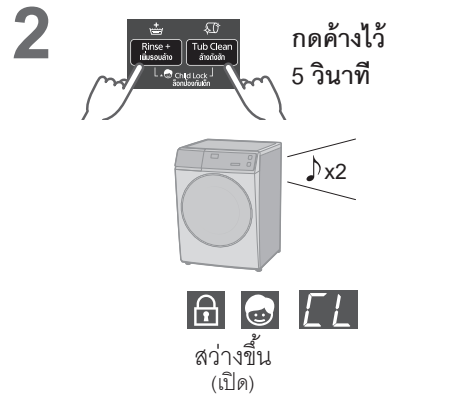
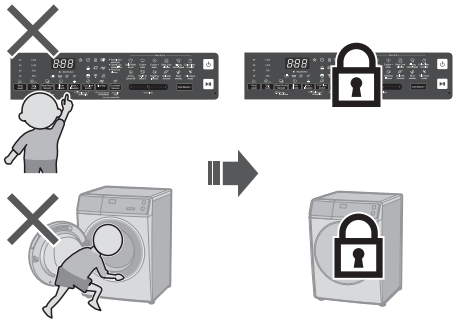
- ลดปริมาณผ้าลง



- แยกประเภทเสื้อผ้า (หน้า 28)
- ปรับเวลาการอบแห้งเพื่อให้ได้ประสิทธิภาพการอบแห้งที่ดีที่สุด
- ใช้ "อบแห้งสนิท" 30 นาที สำหรับการอบแห้งเพิ่มเติม

# การเปลี่ยนการตั้งค่าเครื่องซักผ้า

## การตั้งค่าล็อกป้องกันเด็ก




### ■ การยกเลิก:

ทำตามขั้นตอนเดียวกัน x4



## การยกเลิกเครื่องสัญญาณ



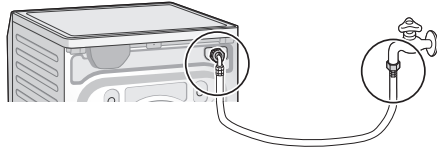
### ■ การรีเซ็ต:

ทำตามขั้นตอนเดียวกัน x4

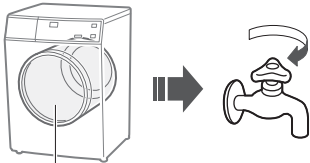
# การดูแลรักษา

## ตัวกรองน้ำ

หากน้ำไหลไม่ต่อเนื่อง

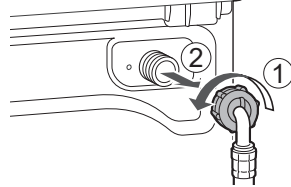


1



ดึงชักว่างเปล่า

6



2



เปิด

7



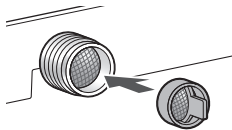
ตัวกรองน้ำ

3

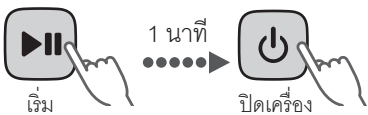


เลือก ชักทุกวัน

8



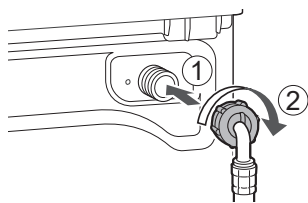
4



เริ่ม

ปิดเครื่อง

9

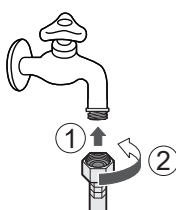


5

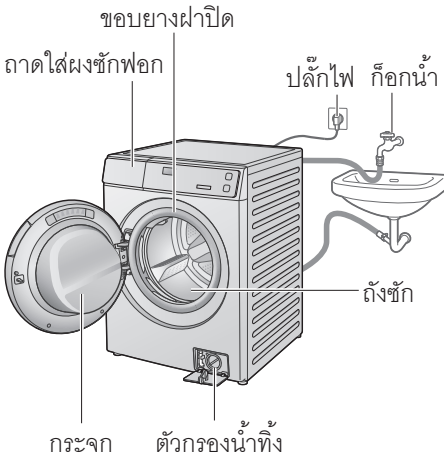


ถอดและทำความสะอาดตัวกรอง

10




# การดูแลรักษา (ต่อ)



## เครื่องซักผ้า



ขอบยางฝาปิด



สำหรับคราบสกปรกมาก

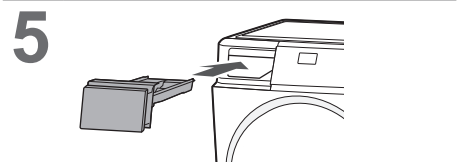
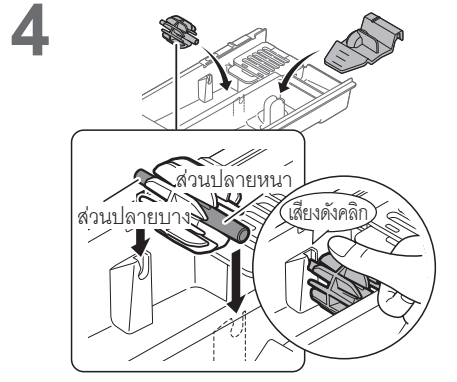

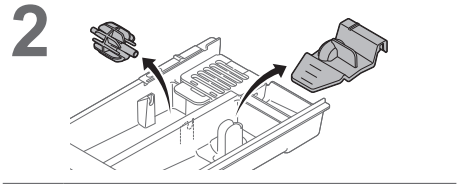
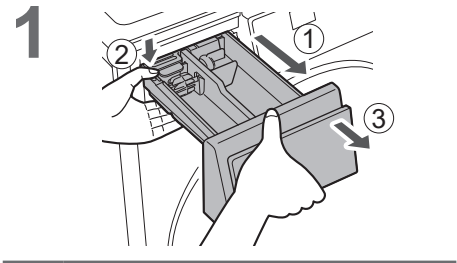


หมายเหตุ



- ห้ามใช้น้ำยาทำความสะอาดชนิดยาบ หรือทินเนอร์ หรือผลิตภัณฑ์ที่มีแอลกอฮอล์หรือน้ำมันพาราฟินเป็นส่วนผสม

## ถาดใส่ผงซักฟอก



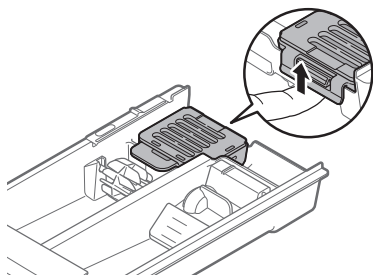


### หากสารมีปริมาณลดลง

#### ■ เปลี่ยนกล่อง Ag+

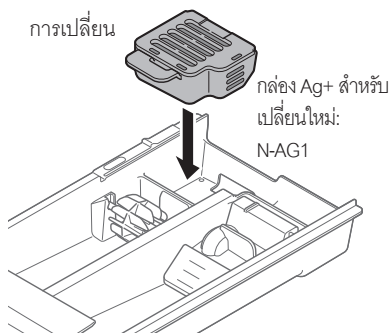
V10FR1

1



2

การเปลี่ยน




กล่อง Ag+ สำหรับ  
เปลี่ยนใหม่:  
N-AG1

หมายเหตุ

- กล่อง Ag+ ไม่สามารถเปิดได้

### ล้างซัก

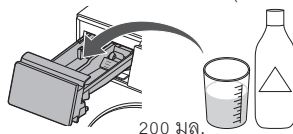
เดือนละครั้งหรือหาก  กระทบ  
<ล้างถังซัก>

1



2

ผลิตภัณฑ์ฟอกผ้าขาว (คลอรีนฟอกผ้าขาว)



3



ไม่มีเสื้อผ้า

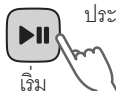


เปิด

4



5




เริ่ม

ประมาณ 3:45



หมายเหตุ

- หากโปรแกรม "ล้างถังซัก" ไม่ทำงาน ไฟแสดงสถานะ  จะดับลงเมื่อโปรแกรมอื่นทำงาน 3 ครั้ง

# การดูแลรักษา (ต่อ)

## ตัวกรองน้ำทิ้ง

### เดือนละครั้ง

ต้องปล่อยน้ำออกจากถังซักก่อนขึ้นตอนต่อไป



### มาตรการป้องกัน



น้ำร้อน (อาจเป็นน้ำเดือด)

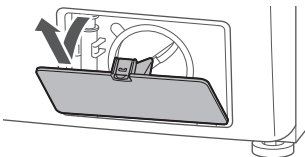


1

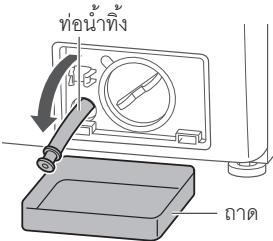


ปิดเครื่อง

2



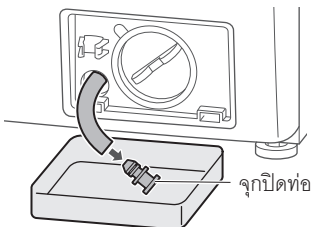
3



ท่อน้ำทิ้ง

ถาด

4

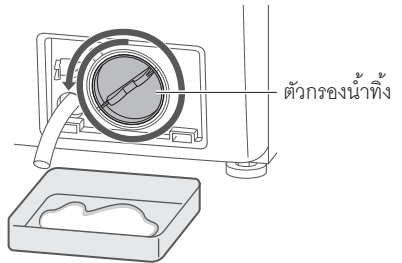


จุดปิดท่อ

5

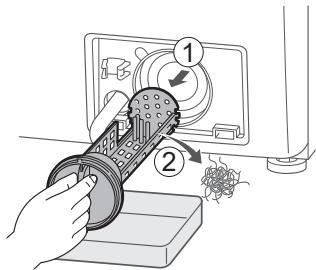


6



ตัวกรองน้ำทิ้ง

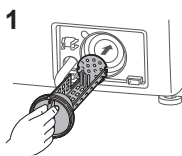
7



8

### เปลี่ยนใหม่


1



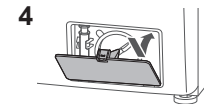
2 จนตัวกรองน้ำทิ้งแน่นดีแล้ว





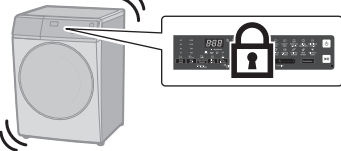














3






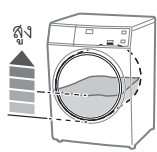





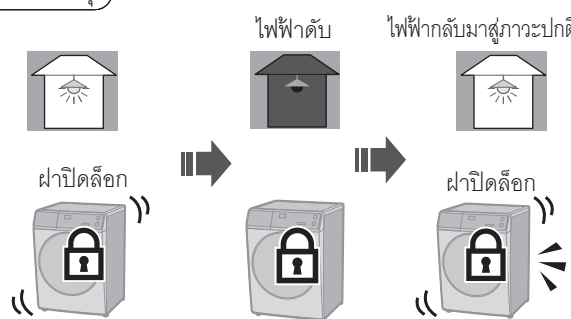
4



# การแก้ไขปัญหาเบื้องต้น

อาการ	จุดที่ต้องตรวจเช็ค
<p>แตะปุ่มต่าง ๆ</p>  <p>↓</p> 	<p><input type="checkbox"/> สาเหตุที่เป็นไปได้</p> <ul style="list-style-type: none"> <li>● ในระหว่างที่เครื่องทำงาน</li> </ul>  <p><input type="checkbox"/> ลอด</p> <ul style="list-style-type: none"> <li>● ล็อกป้องกันเด็ก (หน้า 30)</li> </ul> 
<p>ตัวเครื่อง</p> <p>เครื่องไม่ทำงาน</p> 	<p><input type="checkbox"/> ตรวจสอบ</p> <ul style="list-style-type: none"> <li>● ไฟฟ้าดับ </li> <li>● ตั้งเวลาชั้ก </li> </ul> <p><input type="checkbox"/> ลอด</p> <ul style="list-style-type: none"> <li>● ปิดฝาปิด </li> <li>● เปิดก๊อกน้ำ </li> <li>● ถอดปลั๊กและเสียบปลั๊กใหม่อีกครั้ง  ① (30 วินาที)</li> <li>● กดปุ่ม "เริ่ม" </li> <li>● ดึงเบรกเกอร์ขึ้นเปิด  ②</li> </ul>
<p>มีกลิ่นเหม็นของยาง</p> 	<p><input type="checkbox"/> สาเหตุที่เป็นไปได้</p> <p>ส่วนที่เป็นยาง  ⇒ เมื่อเวลาผ่านไป  ⇒ ไม่มีกลิ่น </p> <p><input type="checkbox"/> ลอด</p> <p>Tub Clean ล้างถังซัก  ล้างถังซัก (หน้า 33)</p>



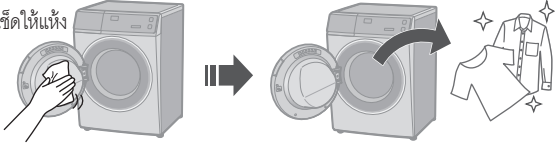

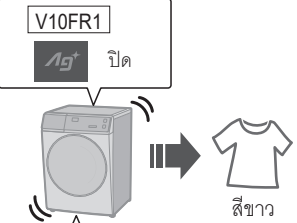
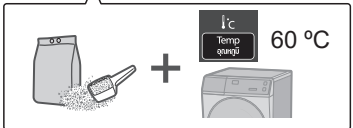
# การแก้ไขปัญหาเบื้องต้น (ต่อ)

อาการ	จุดที่ต้องตรวจเช็ค
<p>ฝาปิดไม่เปิดออก</p> 	<p><input type="checkbox"/> สาเหตุที่เป็นไปได้</p> <ul style="list-style-type: none"> <li>● ในระหว่างที่เครื่องทำงาน (การซักหรือการอบแห้ง)</li> </ul>  <p>ฝาปิดล็อก ในการเปิดฝาปิด</p> <ul style="list-style-type: none"> <li>• ระหว่างการซัก (หน้า 14)</li> <li>• ระหว่างการอบแห้ง (หน้า 29)</li> </ul> <p><input type="checkbox"/> ตรวจสอบ</p> <ul style="list-style-type: none"> <li>● อุณหภูมิ</li> </ul>  <p>สูง</p> <ul style="list-style-type: none"> <li>● ระดับน้ำ</li> </ul>  <p>สูง</p> <p><input type="checkbox"/> ล็อก</p> <ul style="list-style-type: none"> <li>● ล็อกป้องกันเด็ก (หน้า 30)</li> </ul>  <ul style="list-style-type: none"> <li>● ในระหว่างที่เครื่องทำงาน</li> </ul> <p>1 ปิดเครื่อง</p>  <p>2 เปิด</p>  <p>3 Wash Mode Usmsuon (หน้า 23)</p>  <p>ปั่นแห้ง</p> <p>4 เปิด</p>  <p>หมายเหตุ</p> 

ตัวเครื่อง



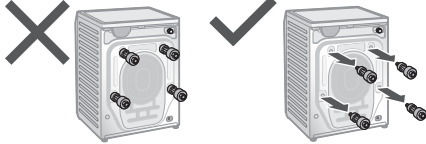

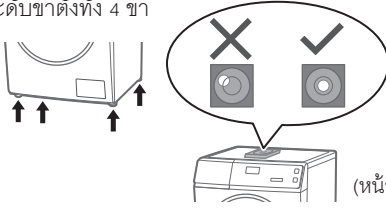
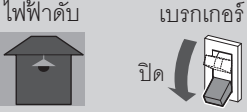
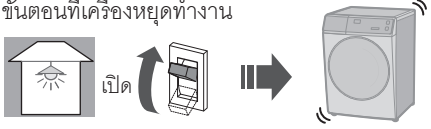


# การแก้ไขปัญหาเบื้องต้น (ต่อ)

	อาการ	จุดที่ต้องตรวจเช็ค
ล้างปั่นแห้ง	<p>□ สาเหตุที่เป็นไปได้</p> <p>ผ้าในถังซักเหวี่ยงตัวไม่สมดุล</p> <p>ผ้าในถังซักเหวี่ยงตัวสมดุล</p> <p>การแก้ไขโดยอัตโนมัติ      การแก้ไขโดยอัตโนมัติหยุดทำงาน</p> <p>□ ลอด</p> <p>ผ้าน้อยเกินไป</p> <p>เพิ่ม 1 หรือ 2 ม้วน</p> <p>ผ้าเช็ดตัว</p> <p>หยุดทำงาน      หมุน 2-3 ครั้ง</p> <p>ในระหว่างขั้นตอนการปั่นแห้ง</p> 	
	<p>□ ลอด</p> <p>เช็ดให้แห้ง</p> <p>ฟองหรือน้ำ</p>  	
	<p>□ สาเหตุที่เป็นไปได้</p> <p>● หากผ้าในถังซักเหวี่ยงตัวไม่สมดุล เครื่องซักผ้าจะทำการแก้ไขความไม่สมดุลอัตโนมัติโดยเปลี่ยนการปั่นแห้งเป็นการล้าง</p> <p>ปั่นแห้งเปลี่ยนเป็นล้าง</p> <p>ปั่นแห้ง      ล้าง</p> 	
ผ้าที่ซัก	<p>□ ลอด</p> <p>หากผ้าที่ซักมีสีเหลือง</p> <p>สีเหลือง</p> <p>V10FR1</p> <p>Ag+ ปิด</p> <p>สีขาว</p> <p>Temp 60 °C</p>  	















# การแก้ไขปัญหาเบื้องต้น (ต่อ)

	อาการ	จุดที่ต้องตรวจเช็ค
<p style="writing-mode: vertical-rl; transform: rotate(180deg);">เสียงดัง</p> <p>เสียงดังผิดปกติ (หรือเกิดแรงสั่นสะเทือน)</p> 	<p><input type="checkbox"/> ตรวจสอบ</p> <ul style="list-style-type: none"> <li>● ชิ้นส่วนที่เป็นโลหะ                     <ul style="list-style-type: none"> <li></li> </ul> </li> <li>● พุก (หน้า 45)                     <ul style="list-style-type: none"> <li></li> </ul> </li> <li>● พื้นลาดเอียงหรือไม่มั่นคง                     <ul style="list-style-type: none"> <li></li> </ul> </li> <li>● ปรับระดับขาตั้งทั้ง 4 ขา                     <ul style="list-style-type: none"> <li> (หน้า 45)</li> </ul> </li> </ul>	
<p style="writing-mode: vertical-rl; transform: rotate(180deg);">อื่นๆ</p> <p>ไฟฟ้ามดับ</p> <p>เบรกเกอร์</p> <p>เปิด</p> 	<p><input type="checkbox"/> ตรวจสอบ</p> <ul style="list-style-type: none"> <li>● เมื่อไฟฟ้ามดับมาสู่ภาวะปกติ เครื่องซักผ้าจะทำงานต่อจากขั้นตอนที่เครื่องหยุดทำงาน</li> </ul> 	




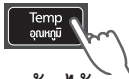


# การแสดงข้อผิดพลาด

การแสดงข้อผิดพลาด	จุดที่ต้องตรวจเช็ค																				
<p>U 11</p> <p>ระบายนํ้าออกไม่ได้</p>	<p>1 ตรวจสอบ</p> 	<p>2</p> 	<p>3</p>  <p>เริ่ม</p> <div data-bbox="280 359 1013 486">  <p>(หน้า 34)</p> </div>																		
<p>U 12</p> <p>ฝาเปิดอยู่</p>	<p>1</p> 	<p>2</p>  <p>เริ่ม</p>																			
<p>U 13</p> <p>ปั่น/อบแห้งไม่ได้</p>	<p>1 ตรวจสอบ</p>	<p>2</p> 	<p>3</p>  <p>เริ่ม</p> <div data-bbox="280 758 1013 933"> <table border="1"> <tr> <td>ไม่สมดุล</td> <td>สมดุล</td> <td>ไม่มันนํ้าหรือ</td> <td>ลวดเอียง</td> <td>มันนํ้า</td> <td>มากเกินไป</td> <td>ลดลง</td> <td>น้อยเกินไป</td> <td>เพิ่ม</td> </tr> <tr> <td></td> <td></td> <td></td> <td></td> <td></td> <td></td> <td></td> <td></td> <td></td> </tr> </table> </div> <p>&lt;ตัวช่วยอบผ้า&gt;</p> <p>รอบปั่น</p> <p>เปียกเกินไป (1400 รอบ/นาที)</p>  	ไม่สมดุล	สมดุล	ไม่มันนํ้าหรือ	ลวดเอียง	มันนํ้า	มากเกินไป	ลดลง	น้อยเกินไป	เพิ่ม									
ไม่สมดุล	สมดุล	ไม่มันนํ้าหรือ	ลวดเอียง	มันนํ้า	มากเกินไป	ลดลง	น้อยเกินไป	เพิ่ม													
<p>U 14</p> <p>น้ำไม่ไหลเข้าเครื่องซักผ้า</p>	<p>1 ตรวจสอบ</p>	<p>2</p> 	<p>3</p>  <p>เริ่ม</p> <div data-bbox="280 1268 991 1388"> <table border="1"> <tr> <td>น้ำไม่ไหล</td> <td>ปิดกั้นน้ำ</td> <td>ตัวกรองน้ำ</td> </tr> <tr> <td></td> <td></td> <td></td> </tr> </table> <p>(หน้า 31)</p> </div>	น้ำไม่ไหล	ปิดกั้นน้ำ	ตัวกรองน้ำ															
น้ำไม่ไหล	ปิดกั้นน้ำ	ตัวกรองน้ำ																			

# การแสดงข้อผิดพลาด (ต่อ)

การแสดงข้อผิดพลาด	จุดที่ต้องตรวจเช็ค		
<p>u 17</p> <p>ปั่นแห้งไม่ได้</p>	<p>1 รีเซ็ตาร์ท</p>  <p>ปิดเครื่อง</p>  <p>เปิด</p>	<p>2 เปิดใช้งาน "ซັกด่วน 15"</p> 	<p>● ครั้งถัดไป:</p>   <p>ผลิตผ้าด้วยซັกด่วนที่มีฟองน้อย</p>
<p>H</p>	<p>1</p> 	<p>2</p> 	<p>3</p> 

## ■ ข้อมูล

<p>hot</p> <p>เปิดฝาปิดไม่ได้</p>	<p>ร้อน</p>  <p>ระหว่งการอบแห้ง (หน้า 29)</p>	<p>Temp อุณหภูมิ</p>  <p>กดค้างไว้ 5 วินาที</p>	<p>เริ่มระบายความร้อน</p>  <p>9 - 24 นาที</p> 
-----------------------------------	--	--	---

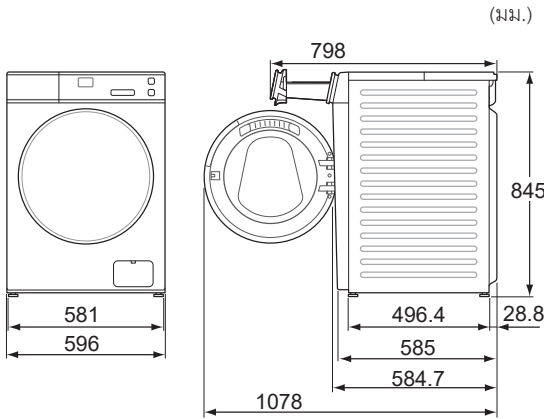
# การเลือกตำแหน่งที่เหมาะสม



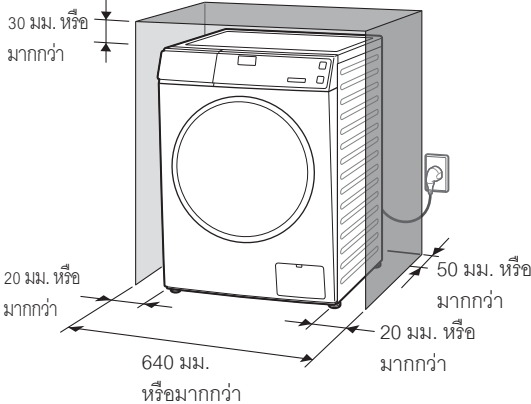
โปรดติดต่อตัวแทนบริการให้ทำการติดตั้งเครื่องซักผ้า

- ห้ามติดตั้งด้วยตัวเอง
- โปรดปฏิบัติตามวิธีการติดตั้งที่ระบุในคู่มือเล่มนี้ หากคุณไม่ปฏิบัติตาม บริษัทพานาโซนิคจะไม่รับผิดชอบใดๆ ต่ออุบัติเหตุหรือความเสียหายที่อาจเกิดขึ้น

## ขนาดเครื่องซักผ้า



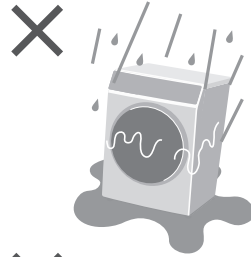


## การติดตั้งแบบประกอบกับผนัง



- ห้ามให้ส่วนที่เป็นโลหะของเครื่องซักผ้าสัมผัสกับอ่างโลหะหรือเครื่องใช้ไฟฟ้าอื่นๆ


## ตรวจสอบตำแหน่ง



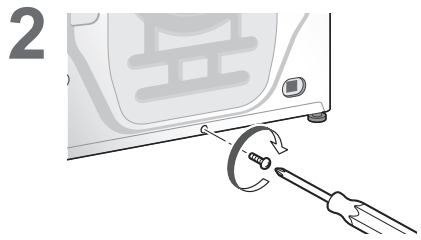
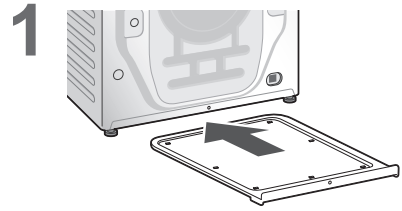
# การเคลื่อนย้ายและการติดตั้ง

## การยกเครื่องซักผ้า

ห้ามยกเครื่องซักผ้าด้วยตนเองเพียงคนเดียว

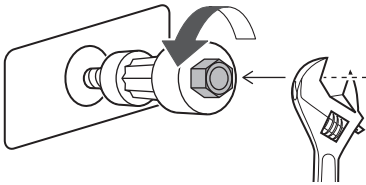
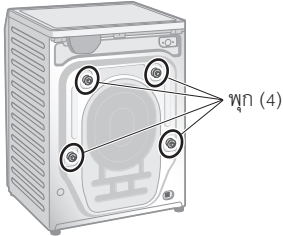


## การติดตั้งแผ่นปิดใต้เครื่อง

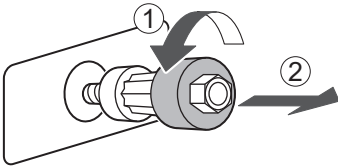


## การถอดพุก

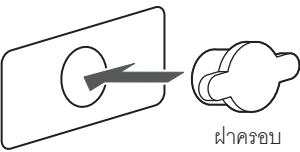
1




2



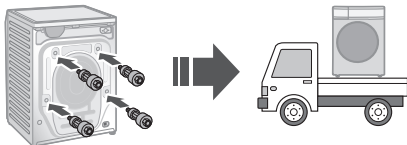
3



หมายเหตุ

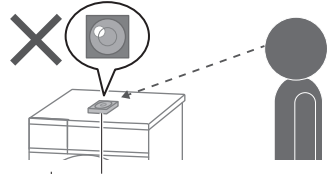


■ เมื่อมีการขนส่งเครื่องซักผ้าอีกครั้ง



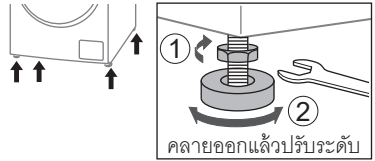
## การวัดระดับเครื่องซักผ้า

1

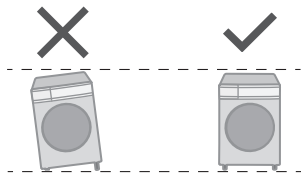
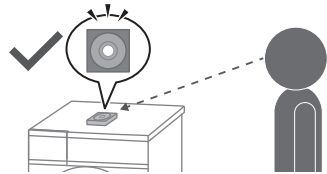


เครื่องวัดระดับ (ไม่ได้ให้มา)

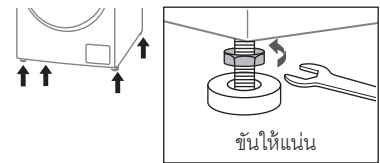
2



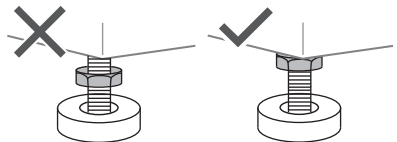
3



4



หมายเหตุ



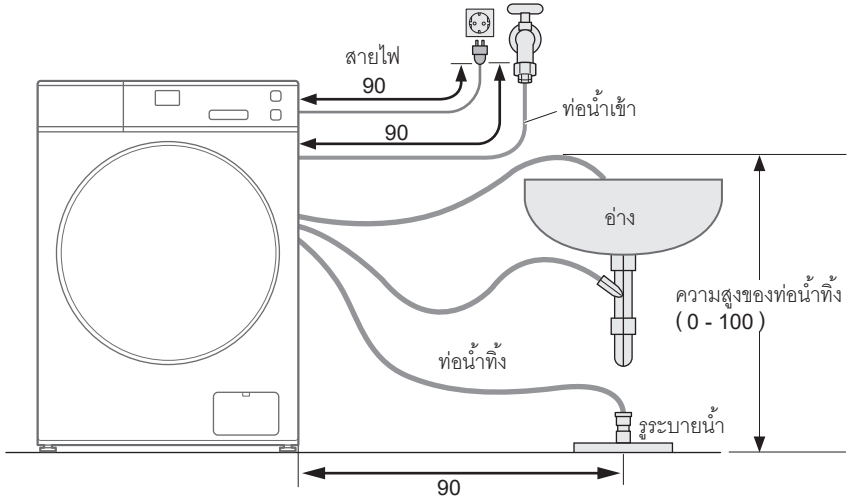
# การเชื่อมต่อกับท่อ

ต่อท่อให้ถูกต้องเพื่อป้องกันน้ำรั่ว

## ระยะสูงสุดของการเชื่อมต่อกับท่อและสายไฟ

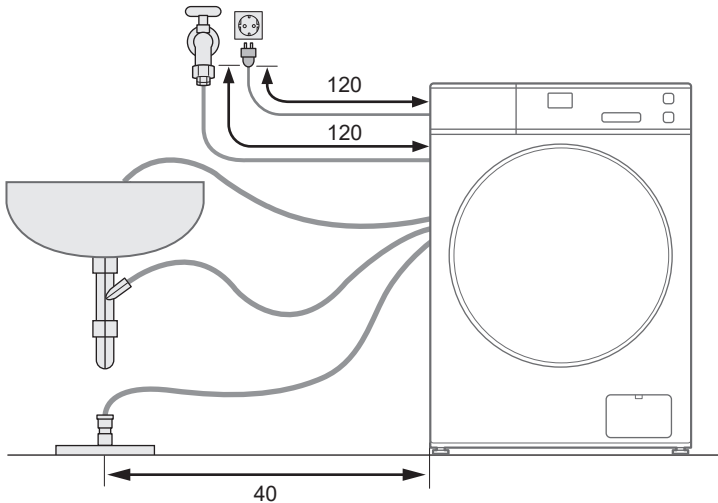
### การต่อด้านขวา

(ซม.)



### การต่อด้านซ้าย

(ซม.)

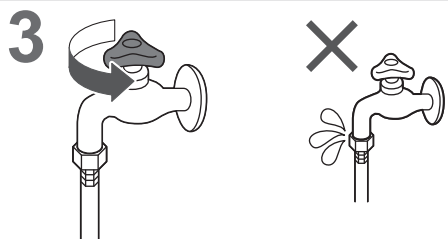
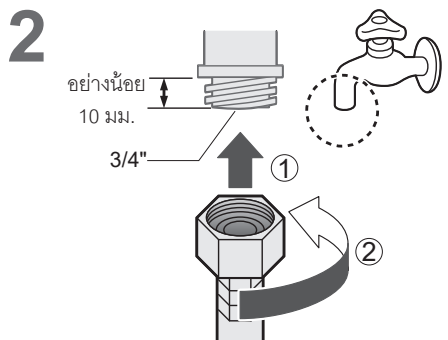
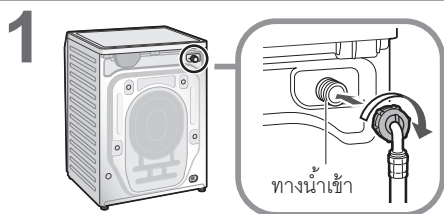


## ท่อน้ำเข้า

### ■ การต่อท่อน้ำเข้า

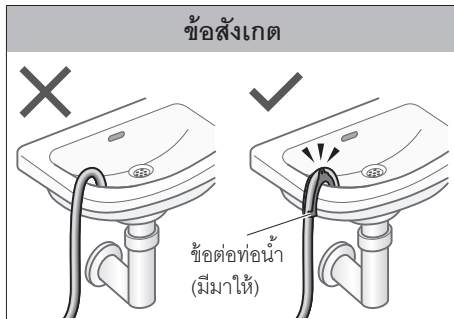
#### ⚠️ มาตรการป้องกัน

- ชั้นนิอตให้แน่น
- ห้ามงอ บีบ ดัดแปลง หรือตัดสายส่งน้ำ

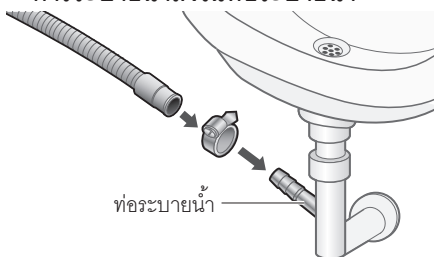


## ข้อสังเกต

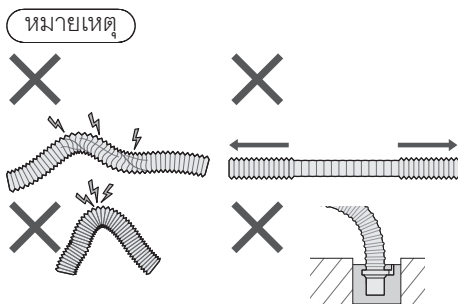
### ■ การระบายน้ำลงอ่างล้างมือ

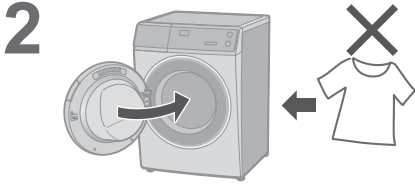


### ■ การระบายน้ำลงในท่อระบายน้ำ



### ■ ระบายน้ำลงในรูระบายน้ำ




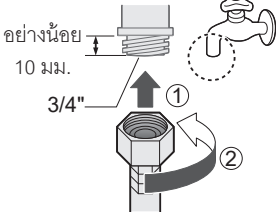

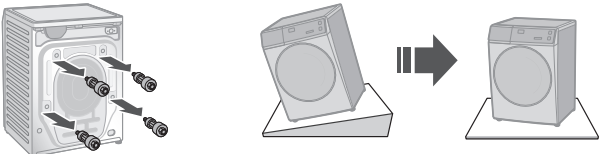
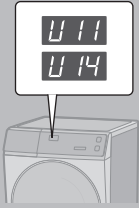


เปิด



เริ่ม

## การตรวจเช็คหลังการทดสอบการทำงาน

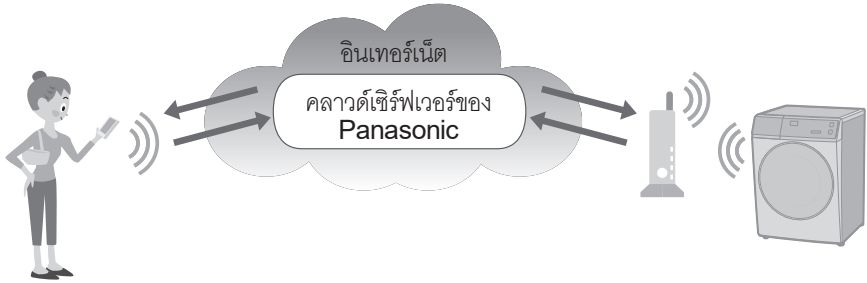
ปัญหา	สาเหตุและวิธีการแก้ไข
<p>น้ำรั่ว</p> 	<p>เชื่อมต่อท่อน้ำเข้าให้ถูกต้อง</p> <p>อย่างน้อย 10 มม.</p> <p>3/4"</p> 
 <p>เสียงผิดปกติ</p>	<ul style="list-style-type: none"> <li>● การถอดฟูก (หน้า 45)</li> <li>● ติดตั้งเครื่องซักผ้าอย่างมั่นคง</li> </ul> 
<p>การแสดงข้อผิดพลาด</p> 	<p>ดูหน้า 41</p>



# Panasonic SmartApp+ V10FR1

สะดวกยิ่งขึ้นด้วยสมาร์ทโฟนของคุณ

คุณสามารถใช้บริการผ่าน “Panasonic SmartApp+” ได้



คุณสามารถใช้งานเครื่องซักผ้าหรือตั้งเวลาด้วยแอปพลิเคชัน

รองรับการเลือกโปรแกรมจากประวัติโปรแกรม

เรามีโปรแกรม “รายการโปรดของฉัน”  
คุณสามารถสร้างโปรแกรมแรกเริ่มได้  
ด้วยการตั้งค่ารายการโปรดของคุณ

- มากถึง 10 โปรแกรม



แจ้งสถานะการซักรีดและการสิ้นสุดการทำงาน  
สามารถนำเสื้อผ้าออกได้ทันทีหลังจากซักรีดเสร็จ



- เนื้อหา ฟังก์ชัน และการออกแบบของบริการนี้อาจมีการเปลี่ยนแปลงหรือยุติโดยไม่ต้องแจ้งให้ทราบล่วงหน้า.

# Panasonic SmartApp+ (ต่อ)

## อุปกรณ์ที่จำเป็นและสภาพแวดล้อม

มาตรวจสอบอุปกรณ์ที่จำเป็นสำหรับการใช้แอปกัน

### ■ สมาร์ทโฟน Android หรือ iOS (iPhone)

- เกี่ยวกับระบบปฏิบัติการที่รองรับ

<https://www.panasonic.com/fiot/wash/>



เว็บไซต์ Panasonic



### ■ สภาพแวดล้อมอินเทอร์เน็ต

โปรดยืนยันว่าเป็นสายบรอดแบนด์

ตัวอย่าง FTTH (ใยแก้วนำแสง), ADSL, CATV (เคเบิลทีวี) เป็นต้น

ลูกค้าจะเป็นผู้รับผิดชอบค่าธรรมเนียมการสื่อสารทางอินเทอร์เน็ต

อินเทอร์เน็ต



### ■ เราเตอร์ไวเลสแลน

ใช้เราเตอร์ไวเลสแลนเพื่อเชื่อมต่ออินเทอร์เน็ต



### หมายเหตุ

- ตรวจสอบให้แน่ใจว่าเราเตอร์ไวเลสแลนมีมาตรฐานการสื่อสารที่ย่านความถี่ 2.4 GHz (มาตรฐานการสื่อสาร: IEEE802.11b, IEEE802.11g, IEEE802.11n) ไม่สามารถใช้มาตรฐานอื่นนอกเหนือจากข้างต้นได้
- ไม่สามารถใช้รุ่นที่รองรับเฉพาะ WEP เท่านั้นได้
- โปรดใช้เราเตอร์ไวเลสแลนที่สามารถตั้งค่าวิธีการเข้ารหัสแบบ WPA3, WPA2 หรือ WPA ได้ เนื่องจากเป็นมาตรการการรักษาความปลอดภัย
- เราขอแนะนำวิธีการเข้ารหัสที่เป็นแบบ WPA3 และ WPA2 (AES)
- เราไม่รับประกันการทำงานของเราเตอร์ไวเลสแลนทั้งหมด (ไม่รับประกันว่าเราเตอร์มือถือจะใช้งานได้)

## การตั้งค่าเริ่มต้น



ทำตามการตั้งค่าบนหน้าจอของแอป

### 1 ติดตั้ง "Panasonic SmartApp+" (ฟรี)

- คุณสามารถหาดาวน์โหลดแอปพลิเคชันได้จาก "เว็บไซต์ Panasonic".

<https://www.panasonic.com/fiot/wash/>



เว็บไซต์ Panasonic

- หรือคุณสามารถค้นหาแอป "Panasonic SmartApp+" บน Google Play (Android) หรือ App Store (iOS) และติดตั้งแอป
- คุณยังสามารถสแกนลิงก์เพื่อติดตั้งแอปจากคิวอาร์โค้ดที่ติดอยู่บนเครื่องซักผ้าได้

### 2 ทำตามคำแนะนำที่แสดงบนหน้าจอของแอปและลงทะเบียนเครื่องซักผ้า

- ดำเนินการในตำแหน่งที่คุณสามารถตรวจสอบการแสดงผลบนเครื่องซักผ้าได้
- ไม่สามารถดำเนินการในขณะที่เครื่องซักผ้ากำลังทำงานอยู่ได้



ใช้แอป (หน้า 52)

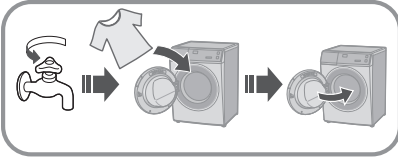

# Panasonic SmartApp+ (ต่อ)

## การใช้ “Panasonic SmartApp+”





หลังจากทำการตั้งค่าเริ่มต้นเสร็จสิ้นแล้ว คุณสามารถใช้แอปได้

### การเตรียมการเพื่อสั่งการทางรีโมทคอนโทรลโดยใช้แอป


คุณต้องเตรียมเครื่องซักผ้าก่อนการใช้แอป

**1**   **หมายเหตุ**  
● ปิดฝาเครื่องให้สนิท

**2**    
เปิด                      สว่างขึ้น (เปิด)




**3**   หลังจากผ่านไป 10 นาที ไฟแสดงสถานะอื่น ๆ ทั้งหมดดับลง ยกเว้น:  
กดค้างไว้ 5 วินาที                      ประมาณ 2 วินาที                        

### หมายเหตุ

- หากต้องการยกเลิกโหมดการควบคุมระยะไกลและปลดล็อกฝาปิด → ปิดเครื่อง
- เมื่อไม่มีการควบคุมระยะไกลจากแอป ระบบจะยกเลิกโหมดการควบคุมระยะไกลหลังจากผ่านไป 23 ชั่วโมง ขณะอยู่ในโหมดการควบคุมระยะไกล ปุ่มทั้งหมดบนเครื่องใช้ (ยกเว้น ) จะไม่สามารถใช้งานได้ คุณสามารถควบคุมเครื่องซักผ้าเฉพาะจากแอปเท่านั้น หลังจากผ่านไป 23 ชั่วโมง หน้าจอปกติจะปรากฏขึ้นและปิดใช้งานการควบคุมระยะไกล.

เพื่อตรวจสอบสถานะการสื่อสารด้วยสัญญาณ Wi-Fi บนแผงควบคุม.

■ ตำแหน่งหลอดไฟ

-  สว่างขึ้น                      สามารถสื่อสารได้ (เชื่อมต่อแล้ว)
-  กะพริบ                      กำลังพยายามสื่อสาร (กำลังเชื่อมต่อกับเซิร์ฟเวอร์)
-  ดับ                      ไม่ได้เชื่อมต่อ



## กำลังเริ่มต้น

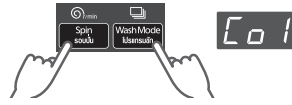
- เมื่อคุณเลิกใช้งาน "Panasonic SmartApp+"
- การใช้งานที่ล่าช้า เนื่องจาก การเข้าถึง โดยไม่ได้ รับอนุญาต
- ถ้าเครื่อง ใช้เป็นเครื่อง มือสอง
- เมื่อคุณทิ้งหรือขนย้าย เครื่องซักผ้า

วิธีที่ การตั้งค่า ไร้สาย เป็นการ ตั้งค่า เริ่มต้น (ตั้งค่า ที่เครื่อง ซักผ้า) คุณควร หยุดใช้ แอป ด้วย

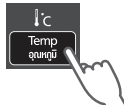
1



2



3



4



# Panasonic SmartApp+ (ต่อ)

## การแสดงข้อผิดพลาด

การแสดงข้อผิดพลาด	สาเหตุและวิธีการแก้ไข
<p><b>U81</b></p>	<ul style="list-style-type: none"> <li>● ไม่สามารถเชื่อมต่อเครื่องซักผ้ากับเราเตอร์ไวเลสแลนได้ ตรวจสอบรายการต่อไปนี้           <ul style="list-style-type: none"> <li>• เราเตอร์ไม่ได้เปิดอยู่ → เปิดเราเตอร์</li> <li>• ระยะห่างระหว่างเราเตอร์กับเครื่องซักผ้าไกลเกินไป → ขยับเราเตอร์เข้ามาใกล้มากขึ้น</li> <li>• มีอุปสรรคที่ใช้คลื่นวิทยุ เช่น เตาไมโครเวฟ อยู่บริเวณใกล้เคียง → รักษาระยะห่างที่เหมาะสม</li> <li>→ หยุดใช้อุปสรรคหรือรอสักครู่แล้วลองอีกครั้ง</li> <li>• มีอุปสรรคเชื่อมต่อกับเราเตอร์หลายเครื่อง → ปิดสวิตช์อุปสรรคที่คุณไม่ได้ใช้งาน</li> </ul> </li> </ul>
<p><b>U82</b></p>	<ul style="list-style-type: none"> <li>● ข้อผิดพลาดการสื่อสารกับเซิร์ฟเวอร์</li> <li>● อาจมีปัญหาเกี่ยวกับการเชื่อมต่ออินเทอร์เน็ตของคุณ           <ul style="list-style-type: none"> <li>→ หากคุณไม่ทราบสาเหตุ โปรดติดต่อผู้ให้บริการ ผู้ให้บริการโทรคมนาคม หรือผู้ผลิตเราเตอร์ของคุณ</li> </ul> </li> </ul>
<p><b>U83</b></p>	<ul style="list-style-type: none"> <li>● SSID หรือรหัสผ่านของเราเตอร์ใน “เชื่อมต่อด้วยแอปพลิเคชัน” ไม่ถูกต้อง           <ul style="list-style-type: none"> <li>→ ตรวจสอบคำอธิบายของเราเตอร์</li> </ul> </li> <li>● ไม่สามารถเชื่อมต่อเครื่องซักผ้ากับเราเตอร์ได้           <ul style="list-style-type: none"> <li>→ ตรวจสอบ “U81” ด้านบน</li> </ul> </li> </ul>
<p><b>U84</b></p>	<ul style="list-style-type: none"> <li>● “เชื่อมต่อด้วยการสแกนคิวอาร์โค้ด” ไม่ได้ ตรวจสอบรายการต่อไปนี้           <ul style="list-style-type: none"> <li>• การตั้งค่า Bluetooth® บนสมาร์ตโฟนของคุณปิดอยู่</li> <li>• ไม่สามารถอ่านคิวอาร์โค้ดได้อย่างถูกต้อง</li> </ul>           → ตรวจสอบให้แน่ใจว่าการตั้งค่า Bluetooth® เปิดอยู่ จากนั้นเชื่อมต่ออีกครั้ง หากคุณยังไม่สามารถเชื่อมต่อได้ โปรดลอง “เชื่อมต่อด้วยแอปพลิเคชัน”         </li> </ul>
<p>แอปแสดงคำว่า “ไม่สามารถเชื่อมต่อกับเครื่องซักผ้าได้”</p>	<ol style="list-style-type: none"> <li>1 ปิดเครื่อง</li> <li>2 เปิด</li> <li>3 กดค้างไว้ 5 วินาที</li> <li>4 Timer ถัดจาก</li> </ol> <p>→ หาก “U81”, “U82” ฯลฯ ปรากฏขึ้น แสดงว่าการเชื่อมต่อมีข้อผิดพลาด ตรวจสอบรายละเอียดข้างต้น</p>

## การใช้งานสำหรับไวเลสแลน/Bluetooth®

### ■ ข้อจำกัดการใช้งาน

โปรดศึกษาข้อจำกัดการใช้งานดังต่อไปนี้

**Panasonic** ไม่รับผิดชอบต่อความเสียหายใดก็ตามที่เกิดขึ้นจากการไม่ปฏิบัติตามข้อจำกัดตลอดจนการใช้งานหรือไม่สามารถใช้งานเครื่องได้

- ห้ามเชื่อมต่อกับเครือข่ายไร้สายที่คุณไม่ได้รับอนุญาตให้ใช้งาน  
เครือข่ายไร้สาย (SSID\*) ที่คุณไม่ได้รับอนุญาตให้ใช้งานอาจปรากฏขึ้นในระหว่างการค้นหาสภาพแวดล้อมเครือข่ายไร้สายโดยอัตโนมัติ แต่หากคุณเชื่อมต่อเครือข่ายดังกล่าว อาจถือเป็นการเข้าถึงโดยไม่ได้รับอนุญาต
- อย่าใช้งานในบริเวณที่มีสนามแม่เหล็ก ไฟฟ้าสถิต หรือการรบกวนความถี่วิทยุ  
หากคุณใช้งานเครื่องใช้ใกล้กับอุปกรณ์ต่อไปนี้ การสื่อสารอาจถูกรบกวนหรือความเร็วอาจช้าลง
  - เตาอบไมโครเวฟ
  - อุปกรณ์ไวเลสแลน / Bluetooth® อื่น ๆ
  - อุปกรณ์อื่น ๆ ที่ใช้คลื่นวิทยุในย่านความถี่ 2.4 GHz (โทรศัพท์ไร้สายดิจิตอล อุปกรณ์เสียงไร้สาย เกมคอนโซล อุปกรณ์ต่อพ่วง PC เป็นต้น)
  - วัตถุโลหะที่สะท้อนคลื่นวิทยุได้ง่าย

\* ชื่อที่ใช้เพื่อระบุเครือข่ายเฉพาะบนไวเลสแลน หาก SSID นี้ตรงกันในอุปกรณ์ทั้งสอง การเชื่อมต่อก็สามารถทำได้

### ■ มาตรการรักษาความปลอดภัย

- เนื่องจากไวเลสแลนใช้คลื่นวิทยุเพื่อส่งและรับข้อมูล จึงมีความเสี่ยงจากการเข้าถึงโดยไม่ได้รับอนุญาต ใช้มาตรการรักษาความปลอดภัยเพื่อความปลอดภัยของข้อมูลของคุณ (หน้า 50) โปรดทราบว่าเราจะไม่รับผิดชอบต่อปัญหาใดก็ตามที่เกิดขึ้นโดยไม่ใช้มาตรการรักษาความปลอดภัย
- สำหรับรหัสผ่าน (คีย์การเข้ารหัส) ของเราเตอร์ไวเลสแลน โปรดดูคู่มือการใช้งานเราเตอร์ไวเลสแลน และตั้งค่าโดยคำนึงถึงความปลอดภัย

### ■ เกี่ยวกับ firmware

- เครื่องนี้มีฟังก์ชันเชื่อมต่อกับเซิร์ฟเวอร์อัปเดต firmware ของเราผ่านทางอินเทอร์เน็ต และอัปเดต firmware ของเครื่องเป็นเวอร์ชันล่าสุดโดยอัตโนมัติ เนื่องจากการเชื่อมต่อไร้สายถูกรบกวนชั่วคราวระหว่างการอัปเดต การสื่อสารอาจถูกรบกวนหรือความเร็วอาจช้าลง
- ห้ามวิเคราะห์หรือปรับเปลี่ยน firmware

# Panasonic SmartApp+ (continued)

## Copyright, etc.

- Android and Google Play are trademarks or registered trademarks of Google LLC.
- iPhone is a trademark of Apple Inc., registered in the U.S. and other countries.
- The App Store is a service mark of Apple Inc.
- “WPA™”, “WPA2™” and “WPA3™” are trademarks of “Wi-Fi Alliance®”.
- QR Code is registered trademark of DENSO WAVE INCORPORATED.
- Bluetooth® word mark and logo are registered trademarks owned by Bluetooth SIG, Inc.
- Panasonic Corporation uses these marks under license. Other trademarks and trade names are property of their respective owners.
- Other names, company names, product names, etc. described in this manual are trademarks or registered trademarks of their respective companies. Some ™ and ® marks are not included in the text.

### ■ About software

This product consists of the following types of software.

- (1) Software developed by or for Panasonic Corporation (Panasonic)
- (2) Software owned by a third party and licensed to Panasonic
- (3) Conditionally licensed open source software

The software classified in (3) above is distributed with the expectation that it will be useful on its own, but we do not warrant any implied guarantee of “commerciality” or “fitness for a specific purpose”. No warranty is given, including.

### cJSON

Copyright (c) 2009 Dave Gamble  
Copyright (c) 2009-2017 Dave Gamble and cJSON contributors

Permission is hereby granted, free of charge, to any person obtaining a copy of this software and associated documentation files (the “Software”), to deal in the Software without restriction, including without limitation the rights to use, copy, modify, merge, publish, distribute, sublicense, and/or sell copies of the Software, and to permit persons to whom the Software is furnished to do so, subject to the following conditions:

The above copyright notice and this permission notice shall be included in all copies or substantial portions of the Software.

THE SOFTWARE IS PROVIDED “AS IS”, WITHOUT WARRANTY OF ANY KIND, EXPRESS OR IMPLIED, INCLUDING BUT NOT LIMITED TO THE WARRANTIES OF MERCHANTABILITY, FITNESS FOR A PARTICULAR PURPOSE AND NONINFRINGEMENT. IN NO EVENT SHALL THE AUTHORS OR COPYRIGHT HOLDERS BE LIABLE FOR ANY CLAIM, DAMAGES OR OTHER LIABILITY, WHETHER IN AN ACTION OF CONTRACT, TORT OR OTHERWISE, ARISING FROM, OUT OF OR IN CONNECTION WITH THE SOFTWARE OR THE USE OR OTHER DEALINGS IN THE SOFTWARE.

### wpa\_supplicant

Copyright (c) 2005-2009, Jouni Malinen <j@w1.fi>  
Copyright (c) 2008, Jouni Malinen <j@w1.fi>

wpa\_supplicant  
=====

Copyright (c) 2003-2019, Jouni Malinen <j@w1.fi> and contributors All Rights Reserved.

This program is licensed under the BSD license (the one with advertisement clause removed).

If you are submitting changes to the project, please see CONTRIBUTIONS file for more instructions.

License  
-----

This software may be distributed, used, and modified under the terms of BSD license:

Redistribution and use in source and binary forms, with or without modification, are permitted provided that the following conditions are met:

1. Redistributions of source code must retain the above copyright notice, this list of conditions and the following disclaimer.
2. Redistributions in binary form must reproduce the above copyright notice, this list of conditions and the following disclaimer in the documentation and/or other materials provided with the distribution.



3. Neither the name(s) of the above-listed copyright holder(s) nor the names of its contributors may be used to endorse or promote products derived from this software without specific prior written permission.

THIS SOFTWARE IS PROVIDED BY THE COPYRIGHT HOLDERS AND CONTRIBUTORS "AS IS" AND ANY EXPRESS OR IMPLIED WARRANTIES, INCLUDING, BUT NOT LIMITED TO, THE IMPLIED WARRANTIES OF MERCHANTABILITY AND FITNESS FOR A PARTICULAR PURPOSE ARE DISCLAIMED. IN NO EVENT SHALL THE COPYRIGHT OWNER OR CONTRIBUTORS BE LIABLE FOR ANY DIRECT, INDIRECT, INCIDENTAL, SPECIAL, EXEMPLARY, OR CONSEQUENTIAL DAMAGES (INCLUDING, BUT NOT LIMITED TO, PROCUREMENT OF SUBSTITUTE GOODS OR SERVICES; LOSS OF USE, DATA, OR PROFITS; OR BUSINESS INTERRUPTION) HOWEVER CAUSED AND ON ANY THEORY OF LIABILITY, WHETHER IN CONTRACT, STRICT LIABILITY, OR TORT (INCLUDING NEGLIGENCE OR OTHERWISE) ARISING IN ANY WAY OUT OF THE USE OF THIS SOFTWARE, EVEN IF ADVISED OF THE POSSIBILITY OF SUCH DAMAGE.

#### **Mbed TLS**

Copyright (C) 2006-2015, ARM Limited, All Rights Reserved  
Copyright (C) 2006-2016, ARM Limited, All Rights Reserved  
Copyright (C) 2006-2017, ARM Limited, All Rights Reserved  
Copyright (C) 2006-2018, ARM Limited, All Rights Reserved  
Copyright (C) 2006-2018, Arm Limited (or its affiliates), All Rights Reserved  
Copyright (C) 2006-2018, Arm Limited (or its affiliates), All Rights Reserved.  
Copyright (C) 2006-2019, ARM Limited, All Rights Reserved  
Copyright (C) 2006-2019, Arm Limited (or its affiliates), All Rights Reserved  
Copyright (C) 2016, ARM Limited, All Rights Reserved  
Copyright (C) 2016-2018, ARM Limited, All Rights Reserved  
Copyright (C) 2018, Arm Limited (or its affiliates), All Rights Reserved  
Copyright (C) 2018, Arm Limited, All Rights Reserved

#### **RealtekSDK**

(C) COPYRIGHT 2011 STMicroelectronics  
(c) COPYRIGHT 2017 Realtek Semiconductor Corporation  
Copyright (C) 2019 Amazon.com, Inc. or its affiliates. All Rights Reserved.  
Copyright (c) 2006-2013 ARM Limited  
Copyright (c) 2009-2016 ARM Limited. All rights reserved.  
Copyright (c) 2009-2017 ARM Limited. All rights reserved.  
Copyright (c) 2009-2018 Arm Limited. All rights reserved.  
Copyright (c) 2013 ARM LIMITED All rights reserved.  
Copyright (c) 2013 Realtek Semiconductor Corp.  
Copyright (c) 2013-2016 Realtek Semiconductor Corp.

Copyright (c) 2014, Realtek Semiconductor Corp. All rights reserved.  
Copyright (c) 2015, Realsil Semiconductor Corporation. All rights reserved.  
Copyright (c) 2015, Realtek Semiconductor Corp. All rights reserved.  
Copyright (c) 2015, Realtek Semiconductor Corporation. All rights reserved.  
Copyright (c) 2017, Realsil Semiconductor Corporation. All rights reserved.  
Copyright (c) 2017, Realtek Semiconductor Corporation. All rights reserved.  
Copyright (c) 2017-2018 Arm Limited. All rights reserved.  
Copyright 2014 Tencent. All rights reserved.  
Copyright(c) 2007 - 2012 Realtek Corporation. All rights reserved.  
Copyright(c) 2007 - 2016 Realtek Corporation. All rights reserved.  
Copyright(c) 2007 - 2017 Realtek Corporation. All rights reserved.  
Copyright(c) 2007 - 2018 Realtek Corporation. All rights reserved.  
Copyright(c) 2014, Realtek Semiconductor Corporation. All rights reserved.  
Copyright(c) 2015, Realtek Semiconductor Corporation. All rights reserved.  
Copyright(c) 2016, Realtek Semiconductor Corporation. All rights reserved.  
Copyright(c) 2017, Realtek Semiconductor Corporation. All rights reserved.  
Copyright(c) 2019, Realtek Semiconductor Corporation. All rights reserved.  
copyright Kulesh Shanmugasundaram (kulesh [squiggly] isis.poly.edu)

#### **Apache License**

Version 2.0, January 2004  
<http://www.apache.org/licenses/>

TERMS AND CONDITIONS FOR USE, REPRODUCTION, AND DISTRIBUTION

#### **1. Definitions.**

"License" shall mean the terms and conditions for use, reproduction, and distribution as defined by Sections 1 through 9 of this document.

"Licensor" shall mean the copyright owner or entity authorized by the copyright owner that is granting the License.

"Legal Entity" shall mean the union of the acting entity and all other entities that control, are controlled by, or are under common control with that entity. For the purposes of this definition, "control" means (i) the power, direct or indirect, to cause the direction or management of such entity, whether by contract or otherwise, or (ii) ownership of fifty percent (50%) or more of the outstanding shares, or (iii) beneficial ownership of such entity.

"You" (or "Your") shall mean an individual or Legal Entity exercising permissions granted by this License.

"Source" form shall mean the preferred form for making modifications, including but not limited to software source code, documentation source, and configuration files.

# Panasonic SmartApp+ (continued)

## Copyright, etc. (continued)

"Object" form shall mean any form resulting from mechanical transformation or translation of a Source form, including but not limited to compiled object code, generated documentation, and conversions to other media types.

"Work" shall mean the work of authorship, whether in Source or Object form, made available under the License, as indicated by a copyright notice that is included in or attached to the work (an example is provided in the Appendix below).

"Derivative Works" shall mean any work, whether in Source or Object form, that is based on (or derived from) the Work and for which the editorial revisions, annotations, elaborations, or other modifications represent, as a whole, an original work of authorship. For the purposes of this License, Derivative Works shall not include works that remain separable from, or merely link (or bind by name) to the interfaces of, the Work and Derivative Works thereof.

"Contribution" shall mean any work of authorship, including the original version of the Work and any modifications or additions to that Work or Derivative Works thereof, that is intentionally submitted to Licensor for inclusion in the Work by the copyright owner or by an individual or Legal Entity authorized to submit on behalf of the copyright owner. For the purposes of this definition, "submitted" means any form of electronic, verbal, or written communication sent to the Licensor or its representatives, including but not limited to communication on electronic mailing lists, source code control systems, and issue tracking systems that are managed by, or on behalf of, the Licensor for the purpose of discussing and improving the Work, but excluding communication that is conspicuously marked or otherwise designated in writing by the copyright owner as "Not a Contribution".

"Contributor" shall mean Licensor and any individual or Legal Entity on behalf of whom a Contribution has been received by Licensor and subsequently incorporated within the Work.

### 2. Grant of Copyright License.

Subject to the terms and conditions of this License, each Contributor hereby grants to You a perpetual, worldwide, non-exclusive, no-charge, royalty-free, irrevocable copyright license to reproduce, prepare Derivative Works of, publicly display, publicly perform, sublicense, and distribute the Work and such Derivative Works in Source or Object form.

### 3. Grant of Patent License.

Subject to the terms and conditions of this License, each Contributor hereby grants to You a perpetual, worldwide, non-exclusive, no-charge, royalty-free, irrevocable (except as stated in this section) patent license to make, have made, use, offer to sell, sell, import, and otherwise transfer the Work, where such license applies only to those patent claims licensable by such Contributor that are necessarily infringed by their Contribution(s) alone or by combination of their Contribution(s) with the Work to which such Contribution(s) was submitted. If You institute patent litigation against any entity (including a cross-claim or counterclaim in a lawsuit) alleging that the Work or a Contribution incorporated within the Work constitutes direct or contributory patent infringement, then any patent licenses granted to You under this License for that Work shall terminate as of the date such litigation is filed.

### 4. Redistribution.

You may reproduce and distribute copies of the Work or Derivative Works thereof in any medium, with or without modifications, and in Source or Object form, provided that You meet the following conditions:

- (a) You must give any other recipients of the Work or Derivative Works a copy of this License; and
- (b) You must cause any modified files to carry prominent notices stating that You changed the files; and
- (c) You must retain, in the Source form of any Derivative Works that You distribute, all copyright, patent, trademark, and attribution notices from the Source form of the Work, excluding those notices that do not pertain to any part of the Derivative Works; and
- (d) If the Work includes a "NOTICE" text file as part of its distribution, then any Derivative Works that You distribute must include a readable copy of the attribution notices contained within such NOTICE file, excluding those notices that do not pertain to any part of the Derivative Works, in at least one of the following places: within a NOTICE text file distributed as part of the Derivative Works; within the Source form or documentation, if provided along with the Derivative Works; or, within a display generated by the Derivative Works, if and wherever such third-party notices normally appear. The contents of the NOTICE file are for informational purposes only and do not modify the License. You may add Your own attribution notices within Derivative Works that You distribute, alongside or as an addendum to the NOTICE text from the Work, provided that such additional attribution notices cannot be construed as modifying the License.

You may add Your own copyright statement to Your modifications and may provide additional or different license terms and conditions for use, reproduction, or distribution of Your modifications, or for any such Derivative Works as a whole, provided Your use, reproduction, and distribution of the Work otherwise complies with the conditions stated in this License.

### 5. Submission of Contributions.

Unless You explicitly state otherwise, any Contribution intentionally submitted for inclusion in the Work by You to the Licensor shall be under the terms and conditions of this License, without any additional terms or conditions. Notwithstanding the above, nothing herein shall supersede or modify the terms of any separate license agreement you may have executed with Licensor regarding such Contributions.

### 6. Trademarks.

This License does not grant permission to use the trade names, trademarks, service marks, or product names of the Licensor, except as required for reasonable and customary use in describing the origin of the Work and reproducing the content of the NOTICE file.

### 7. Disclaimer of Warranty.

Unless required by applicable law or agreed to in writing, Licensor provides the Work (and each Contributor provides its Contributions) on an "AS IS" BASIS, WITHOUT WARRANTIES OR CONDITIONS OF ANY KIND, either express or implied, including, without limitation, any warranties or conditions of TITLE, NON-INFRINGEMENT, MERCHANTABILITY,

or FITNESS FOR A PARTICULAR PURPOSE. You are solely responsible for determining the appropriateness of using or redistributing the Work and assume any risks associated with Your exercise of permissions under this License.

#### 8. Limitation of Liability.

In no event and under no legal theory, whether in tort (including negligence), contract, or otherwise, unless required by applicable law (such as deliberate and grossly negligent acts) or agreed to in writing, shall any Contributor be liable to You for damages, including any direct, indirect, special, incidental, or consequential damages of any character arising as a result of this License or out of the use or inability to use the Work (including but not limited to damages for loss of goodwill, work stoppage, computer failure or malfunction, or any and all other commercial damages or losses), even if such Contributor has been advised of the possibility of such damages.

#### 9. Accepting Warranty or Additional Liability.

While redistributing the Work or Derivative Works thereof, You may choose to offer, and charge a fee for, acceptance of support, warranty, indemnity, or other liability obligations and/or rights consistent with this License. However, in accepting such obligations, You may act only on Your own behalf and on Your sole responsibility, not on behalf of any other Contributor, and only if You agree to indemnify, defend, and hold each Contributor harmless for any liability incurred by, or claims asserted against, such Contributor by reason of your accepting any such warranty or additional liability.

END OF TERMS AND CONDITIONS

APPENDIX: How to apply the Apache License to your work.

To apply the Apache License to your work, attach the following boilerplate notice, with the fields enclosed by brackets “[ ]” replaced with your own identifying information. (Don't include the brackets!) The text should be enclosed in the appropriate comment syntax for the file format. We also recommend that a file or class name and description of purpose be included on the same “printed page” as the copyright notice for easier identification within third-party archives.

Copyright [yyyy] [name of copyright owner]

Licensed under the Apache License, Version 2.0 (the “License”);  
you may not use this file except in compliance with the License.  
You may obtain a copy of the License at

<http://www.apache.org/licenses/LICENSE-2.0>

Unless required by applicable law or agreed to in writing, software distributed under the License is distributed on an “AS IS” BASIS, WITHOUT WARRANTIES OR CONDITIONS OF ANY KIND, either express or implied. See the License for the specific language governing permissions and limitations under the License.

#### lwIP

Copyright (c) 1997 Global Election Systems Inc.  
Copyright (c) 2001-2003 Swedish Institute of Computer Science.  
Copyright (c) 2001-2003 Swedish Institute of Computer Science. All rights reserved.  
Copyright (c) 2001-2004 Axon Digital Design B.V., The Netherlands. All rights reserved.  
Copyright (c) 2001-2004 Leon Woestenberg <leon.woestenberg@gmx.net>  
Copyright (c) 2001-2004 Swedish Institute of Computer Science. All rights reserved.  
Copyright (c) 2002 CITEL Technologies Ltd. All rights reserved.  
Copyright (c) 2002-2003, Adam Dunkels.  
Copyright (c) 2002-2003, Adam Dunkels. All rights reserved.  
Copyright (c) 2003 by Marc Boucher, Services Informatiques (MBSI) inc.  
Copyright (c) 2003-2004 Axon Digital Design B.V., The Netherlands. All rights reserved.  
Copyright (c) 2003-2004 Leon Woestenberg <leon.woestenberg@axon.tv>  
Copyright (c) 2007 Dominik Spies <kontakt@dspies.de> All rights reserved.  
Copyright (c) 2010 Inico Technologies Ltd. All rights reserved.  
Copyright (c) 2016 The MINIX 3 Project. All rights reserved.

/\*

\*Copyright (c) 2001, 2002 Swedish Institute of  
\*Computer Science. All rights reserved.

\*

\*Redistribution and use in source and binary forms,  
\*with or without modification, are permitted provided  
\*that the following conditions are met:

\*

- \*1. Redistributions of source code must retain the  
\* above copyright notice, this list of conditions and the  
\* following disclaimer.
- \*2. Redistributions in binary form must reproduce the  
\* above copyright notice, this list of conditions and the  
\* following disclaimer in the documentation and/or  
\* other materials provided with the distribution.
- \*3. The name of the author may not be used to endorse  
\* or promote products derived from this software  
\* without specific prior written permission.

\*

\*THIS SOFTWARE IS PROVIDED BY THE  
\*AUTHOR “AS IS” AND ANY EXPRESS OR IMPLIED  
\*WARRANTIES, INCLUDING, BUT NOT LIMITED TO,  
\*THE IMPLIED WARRANTIES OF MERCHANTABILITY  
\*AND FITNESS FOR A PARTICULAR PURPOSE ARE  
\*DISCLAIMED. IN NO EVENT SHALL THE AUTHOR BE  
\*LIABLE FOR ANY DIRECT, INDIRECT, INCIDENTAL,  
\*SPECIAL, EXEMPLARY, OR CONSEQUENTIAL  
\*DAMAGES (INCLUDING, BUT NOT LIMITED TO,  
\*PROCUREMENT OF SUBSTITUTE GOODS OR  
\*SERVICES; LOSS OF USE, DATA, OR PROFITS;  
\*OR BUSINESS INTERRUPTION) HOWEVER  
\*CAUSED AND ON ANY THEORY OF LIABILITY,  
\*WHETHER IN CONTRACT, STRICT LIABILITY, OR

# Panasonic SmartApp+ (continued)

## Copyright, etc. (continued)

\*TORT (INCLUDING NEGLIGENCE OR OTHERWISE)  
\*ARISING IN ANY WAY OUT OF THE USE OF  
\*THIS SOFTWARE, EVEN IF ADVISED OF THE  
\*POSSIBILITY OF SUCH DAMAGE.

\*

\*This file is part of the lwIP TCP/IP stack.

\*

\*Author: Adam Dunkels <adam@sics.se>

\*

\*/

### FreeRTOS

Copyright (C) 2017 Amazon.com, Inc. or its affiliates.  
All Rights Reserved.

Copyright (C) 2019 Amazon.com, Inc. or its affiliates.  
All Rights Reserved.

The FreeRTOS kernel is released under the MIT open source license, the text of which is provided below.

This license covers the FreeRTOS kernel source files, which are located in the /FreeRTOS/Source directory of the official FreeRTOS kernel download. It also covers most of the source files in the demo application projects, which are located in the /FreeRTOS/Demo directory of the official FreeRTOS kernel download. The demo projects may also include third party software that is not part of FreeRTOS and is licensed separately to FreeRTOS. Examples of third party software includes header files provided by chip or tools vendors, linker scripts, peripheral drivers, etc. All the software in subdirectories of the /FreeRTOS directory is either open source or distributed with permission, and is free for use. For the avoidance of doubt, refer to the comments at the top of each source file.

License text:

-----

Copyright (C) 2019 Amazon.com, Inc. or its affiliates.  
All Rights Reserved.

Permission is hereby granted, free of charge, to any person obtaining a copy of this software and associated documentation files (the "Software"), to deal in the Software without restriction, including without limitation the rights to use, copy, modify, merge, publish, distribute, sublicense, and/or sell copies of the Software, and to permit persons to whom the Software is furnished to do so, subject to the following conditions:

The above copyright notice and this permission notice shall be included in all copies or substantial portions of the Software.

THE SOFTWARE IS PROVIDED "AS IS", WITHOUT WARRANTY OF ANY KIND, EXPRESS OR IMPLIED, INCLUDING BUT NOT LIMITED TO THE WARRANTIES OF MERCHANTABILITY, FITNESS FOR A PARTICULAR PURPOSE AND NONINFRINGEMENT. IN NO EVENT SHALL THE AUTHORS OR COPYRIGHT HOLDERS BE LIABLE FOR ANY CLAIM, DAMAGES OR OTHER LIABILITY,

WHETHER IN AN ACTION OF CONTRACT, TORT OR OTHERWISE, ARISING FROM, OUT OF OR IN CONNECTION WITH THE SOFTWARE OR THE USE OR OTHER DEALINGS IN THE SOFTWARE.

### newlib

The newlib subdirectory is a collection of software from several sources.

Each file may have its own copyright/license that is embedded in the source file. Unless otherwise noted in the body of the source file(s), the following copyright notices will apply to the contents of the newlib subdirectory:

#### (1) Red Hat Incorporated

Copyright (c) 1994-2009 Red Hat, Inc.  
All rights reserved.

This copyrighted material is made available to anyone wishing to use, modify, copy, or redistribute it subject to the terms and conditions of the BSD License. This program is distributed in the hope that it will be useful, but WITHOUT ANY WARRANTY expressed or implied, including the implied warranties of MERCHANTABILITY or FITNESS FOR A PARTICULAR PURPOSE. A copy of this license is available at <http://www.opensource.org/licenses>. Any Red Hat trademarks that are incorporated in the source code or documentation are not subject to the BSD License and may only be used or replicated with the express permission of Red Hat, Inc.

#### (2) University of California, Berkeley

Copyright (c) 1981-2000 The Regents of the University of California. All rights reserved.

Redistribution and use in source and binary forms, with or without modification, are permitted provided that the following conditions are met:

- Redistributions of source code must retain the above copyright notice, this list of conditions and the following disclaimer.
- Redistributions in binary form must reproduce the above copyright notice, this list of conditions and the following disclaimer in the documentation and/or other materials provided with the distribution.
- Neither the name of the University nor the names of its contributors may be used to endorse or promote products derived from this software without specific prior written permission.

THIS SOFTWARE IS PROVIDED BY THE COPYRIGHT HOLDERS AND CONTRIBUTORS "AS IS" AND ANY EXPRESS OR IMPLIED WARRANTIES, INCLUDING, BUT NOT LIMITED TO, THE IMPLIED WARRANTIES OF MERCHANTABILITY AND FITNESS FOR A PARTICULAR PURPOSE ARE DISCLAIMED. IN NO EVENT SHALL THE COPYRIGHT OWNER

OR CONTRIBUTORS BE LIABLE FOR ANY DIRECT, INDIRECT, INCIDENTAL, SPECIAL, EXEMPLARY, OR CONSEQUENTIAL DAMAGES (INCLUDING, BUT NOT LIMITED TO, PROCUREMENT OF SUBSTITUTE GOODS OR SERVICES; LOSS OF USE, DATA, OR PROFITS; OR BUSINESS INTERRUPTION) HOWEVER CAUSED AND ON ANY THEORY OF LIABILITY, WHETHER IN CONTRACT, STRICT LIABILITY, OR TORT (INCLUDING NEGLIGENCE OR OTHERWISE) ARISING IN ANY WAY OUT OF THE USE OF THIS SOFTWARE, EVEN IF ADVISED OF THE POSSIBILITY OF SUCH DAMAGE.

(3) David M. Gay (AT&T 1991, Lucent 1998)

The author of this software is David M. Gay.

Copyright (c) 1991 by AT&T.

Permission to use, copy, modify, and distribute this software for any purpose without fee is hereby granted, provided that this entire notice is included in all copies of any software which is or includes a copy or modification of this software and in all copies of the supporting documentation for such software.

THIS SOFTWARE IS BEING PROVIDED "AS IS", WITHOUT ANY EXPRESS OR IMPLIED WARRANTY. IN PARTICULAR, NEITHER THE AUTHOR NOR AT&T MAKES ANY REPRESENTATION OR WARRANTY OF ANY KIND CONCERNING THE MERCHANTABILITY OF THIS SOFTWARE OR ITS FITNESS FOR ANY PARTICULAR PURPOSE.

---

The author of this software is David M. Gay.

Copyright (C) 1998-2001 by Lucent Technologies All Rights Reserved

Permission to use, copy, modify, and distribute this software and its documentation for any purpose and without fee is hereby granted, provided that the above copyright notice appear in all copies and that both that the copyright notice and this permission notice and warranty disclaimer appear in supporting documentation, and that the name of Lucent or any of its entities not be used in advertising or publicity pertaining to distribution of the software without specific, written prior permission.

LUCENT DISCLAIMS ALL WARRANTIES WITH REGARD TO THIS SOFTWARE, INCLUDING ALL IMPLIED WARRANTIES OF MERCHANTABILITY AND FITNESS. IN NO EVENT SHALL LUCENT OR ANY OF ITS ENTITIES BE LIABLE FOR ANY SPECIAL, INDIRECT OR CONSEQUENTIAL DAMAGES OR ANY DAMAGES WHATSOEVER RESULTING FROM LOSS OF USE, DATA OR PROFITS, WHETHER IN AN ACTION OF CONTRACT, NEGLIGENCE OR OTHER TORTIOUS ACTION, ARISING OUT OF OR IN

CONNECTION WITH THE USE OR PERFORMANCE OF THIS SOFTWARE.

(4) Advanced Micro Devices

Copyright 1989, 1990 Advanced Micro Devices, Inc.

This software is the property of Advanced Micro Devices, Inc (AMD) which specifically grants the user the right to modify, use and distribute this software provided this notice is not removed or altered. All other rights are reserved by AMD.

AMD MAKES NO WARRANTY OF ANY KIND, EXPRESS OR IMPLIED, WITH REGARD TO THIS SOFTWARE. IN NO EVENT SHALL AMD BE LIABLE FOR INCIDENTAL OR CONSEQUENTIAL DAMAGES IN CONNECTION WITH OR ARISING FROM THE FURNISHING, PERFORMANCE, OR USE OF THIS SOFTWARE.

So that all may benefit from your experience, please report any problems or suggestions about this software to the 29K Technical Support Center at 800-29-29-AMD (800-292-9263) in the USA, or 0800-89-1131 in the UK, or 0031-11-1129 in Japan, toll free. The direct dial number is 512-462-4118.

Advanced Micro Devices, Inc.  
29K Support Products  
Mail Stop 573  
5900 E. Ben White Blvd.  
Austin, TX 78741  
800-292-9263

(7) Sun Microsystems

Copyright (C) 1993 by Sun Microsystems, Inc.  
All rights reserved.

Developed at SunPro, a Sun Microsystems, Inc. business.

Permission to use, copy, modify, and distribute this software is freely granted, provided that this notice is preserved.

(8) Hewlett Packard

(c) Copyright 1986 HEWLETT-PACKARD COMPANY

To anyone who acknowledges that this file is provided "AS IS" without any express or implied warranty:

permission to use, copy, modify, and distribute this file for any purpose is hereby granted without fee, provided that the above copyright notice and this notice appears in all copies, and that the name of Hewlett-Packard Company not be used in advertising or publicity pertaining to distribution of the software without specific, written prior permission.

Hewlett-Packard Company makes no representations about the suitability of this software for any purpose.

# Panasonic SmartApp+ (continued)

## Copyright, etc. (continued)

(9) Hans-Peter Nilsson

Copyright (C) 2001 Hans-Peter Nilsson

Permission to use, copy, modify, and distribute this software is freely granted, provided that the above copyright notice, this notice and the following disclaimer are preserved with no changes.

THIS SOFTWARE IS PROVIDED "AS IS" AND WITHOUT ANY EXPRESS OR IMPLIED WARRANTIES, INCLUDING, WITHOUT LIMITATION, THE IMPLIED WARRANTIES OF MERCHANTABILITY AND FITNESS FOR A PARTICULAR PURPOSE.

(11) Christopher G. Demetriou

Copyright (c) 2001 Christopher G. Demetriou  
All rights reserved.

Redistribution and use in source and binary forms, with or without modification, are permitted provided that the following conditions are met:

1. Redistributions of source code must retain the above copyright notice, this list of conditions and the following disclaimer.
2. Redistributions in binary form must reproduce the above copyright notice, this list of conditions and the following disclaimer in the documentation and/or other materials provided with the distribution.
3. The name of the author may not be used to endorse or promote products derived from this software without specific prior written permission.

THIS SOFTWARE IS PROVIDED BY THE AUTHOR "AS IS" AND ANY EXPRESS OR IMPLIED WARRANTIES, INCLUDING, BUT NOT LIMITED TO, THE IMPLIED WARRANTIES OF MERCHANTABILITY AND FITNESS FOR A PARTICULAR PURPOSE ARE DISCLAIMED. IN NO EVENT SHALL THE AUTHOR BE LIABLE FOR ANY DIRECT, INDIRECT, INCIDENTAL, SPECIAL, EXEMPLARY, OR CONSEQUENTIAL DAMAGES (INCLUDING, BUT NOT LIMITED TO, PROCUREMENT OF SUBSTITUTE GOODS OR SERVICES; LOSS OF USE, DATA, OR PROFITS; OR BUSINESS INTERRUPTION) HOWEVER CAUSED AND ON ANY THEORY OF LIABILITY, WHETHER IN CONTRACT, STRICT LIABILITY, OR TORT (INCLUDING NEGLIGENCE OR OTHERWISE) ARISING IN ANY WAY OUT OF THE USE OF THIS SOFTWARE, EVEN IF ADVISED OF THE POSSIBILITY OF SUCH DAMAGE.

(12) SuperH, Inc.

Copyright 2002 SuperH, Inc. All rights reserved

This software is the property of SuperH, Inc (SuperH) which specifically grants the user the right to modify, use and distribute this software provided this notice is not removed or altered. All other rights are reserved by SuperH.

SUPERH MAKES NO WARRANTY OF ANY KIND, EXPRESS OR IMPLIED, WITH REGARD TO THIS SOFTWARE. IN NO EVENT SHALL SUPERH BE LIABLE FOR INDIRECT, SPECIAL, INCIDENTAL OR CONSEQUENTIAL DAMAGES IN CONNECTION WITH OR ARISING FROM THE FURNISHING, PERFORMANCE, OR USE OF THIS SOFTWARE.

So that all may benefit from your experience, please report any problems or suggestions about this software to the SuperH Support Center via e-mail at [softwaresupport@superh.com](mailto:softwaresupport@superh.com).

SuperH, Inc.  
405 River Oaks Parkway  
San Jose  
CA 95134  
USA

(13) Royal Institute of Technology

Copyright (c) 1999 Kungliga Tekniska Högskolan (Royal Institute of Technology, Stockholm, Sweden). All rights reserved.

Redistribution and use in source and binary forms, with or without modification, are permitted provided that the following conditions are met:

1. Redistributions of source code must retain the above copyright notice, this list of conditions and the following disclaimer.
2. Redistributions in binary form must reproduce the above copyright notice, this list of conditions and the following disclaimer in the documentation and/or other materials provided with the distribution.
3. Neither the name of KTH nor the names of its contributors may be used to endorse or promote products derived from this software without specific prior written permission.

THIS SOFTWARE IS PROVIDED BY KTH AND ITS CONTRIBUTORS "AS IS" AND ANY EXPRESS OR IMPLIED WARRANTIES, INCLUDING, BUT NOT LIMITED TO, THE IMPLIED WARRANTIES OF MERCHANTABILITY AND FITNESS FOR A PARTICULAR PURPOSE ARE DISCLAIMED. IN NO EVENT SHALL KTH OR ITS CONTRIBUTORS BE LIABLE FOR ANY DIRECT, INDIRECT, INCIDENTAL, SPECIAL, EXEMPLARY, OR CONSEQUENTIAL DAMAGES (INCLUDING, BUT NOT LIMITED TO, PROCUREMENT OF SUBSTITUTE GOODS OR SERVICES; LOSS OF USE, DATA, OR PROFITS; OR BUSINESS INTERRUPTION) HOWEVER CAUSED AND ON ANY THEORY OF LIABILITY, WHETHER IN CONTRACT, STRICT LIABILITY, OR TORT (INCLUDING NEGLIGENCE OR OTHERWISE) ARISING IN ANY WAY OUT OF THE USE OF THIS SOFTWARE, EVEN IF ADVISED OF THE POSSIBILITY OF SUCH DAMAGE.

(14) Alexey Zelkin

Copyright (c) 2000, 2001 Alexey Zelkin <phantom@FreeBSD.org>  
All rights reserved.

Redistribution and use in source and binary forms, with or without modification, are permitted provided that the following conditions are met:

1. Redistributions of source code must retain the above copyright notice, this list of conditions and the following disclaimer.
2. Redistributions in binary form must reproduce the above copyright notice, this list of conditions and the following disclaimer in the documentation and/or other materials provided with the distribution.

THIS SOFTWARE IS PROVIDED BY THE AUTHOR AND CONTRIBUTORS "AS IS" AND ANY EXPRESS OR IMPLIED WARRANTIES, INCLUDING, BUT NOT LIMITED TO, THE IMPLIED WARRANTIES OF MERCHANTABILITY AND FITNESS FOR A PARTICULAR PURPOSE ARE DISCLAIMED. IN NO EVENT SHALL THE AUTHOR OR CONTRIBUTORS BE LIABLE FOR ANY DIRECT, INDIRECT, INCIDENTAL, SPECIAL, EXEMPLARY, OR CONSEQUENTIAL DAMAGES (INCLUDING, BUT NOT LIMITED TO, PROCUREMENT OF SUBSTITUTE GOODS OR SERVICES; LOSS OF USE, DATA, OR PROFITS; OR BUSINESS INTERRUPTION) HOWEVER CAUSED AND ON ANY THEORY OF LIABILITY, WHETHER IN CONTRACT, STRICT LIABILITY, OR TORT (INCLUDING NEGLIGENCE OR OTHERWISE) ARISING IN ANY WAY OUT OF THE USE OF THIS SOFTWARE, EVEN IF ADVISED OF THE POSSIBILITY OF SUCH DAMAGE.

(15) Andrey A. Chernov

Copyright (C) 1997 by Andrey A. Chernov, Moscow, Russia.  
All rights reserved.

Redistribution and use in source and binary forms, with or without modification, are permitted provided that the following conditions are met:

1. Redistributions of source code must retain the above copyright notice, this list of conditions and the following disclaimer.
2. Redistributions in binary form must reproduce the above copyright notice, this list of conditions and the following disclaimer in the documentation and/or other materials provided with the distribution.

THIS SOFTWARE IS PROVIDED BY THE AUTHOR "AS IS" AND ANY EXPRESS OR IMPLIED WARRANTIES, INCLUDING, BUT NOT LIMITED TO, THE IMPLIED WARRANTIES OF MERCHANTABILITY AND FITNESS FOR A PARTICULAR PURPOSE ARE DISCLAIMED. IN NO EVENT SHALL THE REGENTS OR CONTRIBUTORS BE LIABLE FOR ANY DIRECT, INDIRECT, INCIDENTAL, SPECIAL, EXEMPLARY, OR CONSEQUENTIAL DAMAGES (INCLUDING, BUT NOT LIMITED TO, PROCUREMENT OF SUBSTITUTE

GOODS OR SERVICES; LOSS OF USE, DATA, OR PROFITS; OR BUSINESS INTERRUPTION) HOWEVER CAUSED AND ON ANY THEORY OF LIABILITY, WHETHER IN CONTRACT, STRICT LIABILITY, OR TORT (INCLUDING NEGLIGENCE OR OTHERWISE) ARISING IN ANY WAY OUT OF THE USE OF THIS SOFTWARE, EVEN IF ADVISED OF THE POSSIBILITY OF SUCH DAMAGE.

(16) FreeBSD

Copyright (c) 1997-2002 FreeBSD Project.  
All rights reserved.

Redistribution and use in source and binary forms, with or without modification, are permitted provided that the following conditions are met:

1. Redistributions of source code must retain the above copyright notice, this list of conditions and the following disclaimer.
2. Redistributions in binary form must reproduce the above copyright notice, this list of conditions and the following disclaimer in the documentation and/or other materials provided with the distribution.

THIS SOFTWARE IS PROVIDED BY THE AUTHOR AND CONTRIBUTORS "AS IS" AND ANY EXPRESS OR IMPLIED WARRANTIES, INCLUDING, BUT NOT LIMITED TO, THE IMPLIED WARRANTIES OF MERCHANTABILITY AND FITNESS FOR A PARTICULAR PURPOSE ARE DISCLAIMED. IN NO EVENT SHALL THE AUTHOR OR CONTRIBUTORS BE LIABLE FOR ANY DIRECT, INDIRECT, INCIDENTAL, SPECIAL, EXEMPLARY, OR CONSEQUENTIAL DAMAGES (INCLUDING, BUT NOT LIMITED TO, PROCUREMENT OF SUBSTITUTE GOODS OR SERVICES; LOSS OF USE, DATA, OR PROFITS; OR BUSINESS INTERRUPTION) HOWEVER CAUSED AND ON ANY THEORY OF LIABILITY, WHETHER IN CONTRACT, STRICT LIABILITY, OR TORT (INCLUDING NEGLIGENCE OR OTHERWISE) ARISING IN ANY WAY OUT OF THE USE OF THIS SOFTWARE, EVEN IF ADVISED OF THE POSSIBILITY OF SUCH DAMAGE.

(17) S. L. Moshier

Author: S. L. Moshier.

Copyright (c) 1984,2000 S.L. Moshier

Permission to use, copy, modify, and distribute this software for any purpose without fee is hereby granted, provided that this entire notice is included in all copies of any software which is or includes a copy or modification of this software and in all copies of the supporting documentation for such software.

THIS SOFTWARE IS BEING PROVIDED "AS IS", WITHOUT ANY EXPRESS OR IMPLIED WARRANTY. IN PARTICULAR, THE AUTHOR MAKES NO REPRESENTATION OR WARRANTY OF ANY KIND CONCERNING THE MERCHANTABILITY

# Panasonic SmartApp+ (continued)

## Copyright, etc. (continued)

OF THIS SOFTWARE OR ITS FITNESS FOR ANY PARTICULAR PURPOSE.

(18) Citrus Project

Copyright (c)1999 Citrus Project,  
All rights reserved.

Redistribution and use in source and binary forms, with or without modification, are permitted provided that the following conditions are met:

1. Redistributions of source code must retain the above copyright notice, this list of conditions and the following disclaimer.
2. Redistributions in binary form must reproduce the above copyright notice, this list of conditions and the following disclaimer in the documentation and/or other materials provided with the distribution.

THIS SOFTWARE IS PROVIDED BY THE AUTHOR AND CONTRIBUTORS "AS IS" AND ANY EXPRESS OR IMPLIED WARRANTIES, INCLUDING, BUT NOT LIMITED TO, THE IMPLIED WARRANTIES OF MERCHANTABILITY AND FITNESS FOR A PARTICULAR PURPOSE ARE DISCLAIMED. IN NO EVENT SHALL THE AUTHOR OR CONTRIBUTORS BE LIABLE FOR ANY DIRECT, INDIRECT, INCIDENTAL, SPECIAL, EXEMPLARY, OR CONSEQUENTIAL DAMAGES (INCLUDING, BUT NOT LIMITED TO, PROCUREMENT OF SUBSTITUTE GOODS OR SERVICES; LOSS OF USE, DATA, OR PROFITS; OR BUSINESS INTERRUPTION) HOWEVER CAUSED AND ON ANY THEORY OF LIABILITY, WHETHER IN CONTRACT, STRICT LIABILITY, OR TORT (INCLUDING NEGLIGENCE OR OTHERWISE) ARISING IN ANY WAY OUT OF THE USE OF THIS SOFTWARE, EVEN IF ADVISED OF THE POSSIBILITY OF SUCH DAMAGE.

(19) Todd C. Miller

Copyright (c) 1998 Todd C. Miller  
<Todd.Miller@courtesan.com>  
All rights reserved.

Redistribution and use in source and binary forms, with or without modification, are permitted provided that the following conditions are met:

1. Redistributions of source code must retain the above copyright notice, this list of conditions and the following disclaimer.
2. Redistributions in binary form must reproduce the above copyright notice, this list of conditions and the following disclaimer in the documentation and/or other materials provided with the distribution.
3. The name of the author may not be used to endorse or promote products derived from this software without specific prior written permission.

THIS SOFTWARE IS PROVIDED "AS IS" AND ANY EXPRESS OR IMPLIED WARRANTIES, INCLUDING, BUT NOT LIMITED TO, THE IMPLIED WARRANTIES OF MERCHANTABILITY AND FITNESS FOR A PARTICULAR PURPOSE ARE DISCLAIMED. IN NO EVENT SHALL THE AUTHOR BE LIABLE

FOR ANY DIRECT, INDIRECT, INCIDENTAL, SPECIAL, EXEMPLARY, OR CONSEQUENTIAL DAMAGES (INCLUDING, BUT NOT LIMITED TO, PROCUREMENT OF SUBSTITUTE GOODS OR SERVICES; LOSS OF USE, DATA, OR PROFITS; OR BUSINESS INTERRUPTION) HOWEVER CAUSED AND ON ANY THEORY OF LIABILITY, WHETHER IN CONTRACT, STRICT LIABILITY, OR TORT (INCLUDING NEGLIGENCE OR OTHERWISE) ARISING IN ANY WAY OUT OF THE USE OF THIS SOFTWARE, EVEN IF ADVISED OF THE POSSIBILITY OF SUCH DAMAGE.

(20) DJ Delorie (i386)

Copyright (C) 1991 DJ Delorie  
All rights reserved.

Redistribution, modification, and use in source and binary forms is permitted provided that the above copyright notice and following paragraph are duplicated in all such forms.

This file is distributed WITHOUT ANY WARRANTY; without even the implied warranty of MERCHANTABILITY or FITNESS FOR A PARTICULAR PURPOSE.

(23) Intel (i960)

Copyright (c) 1993 Intel Corporation

Intel hereby grants you permission to copy, modify, and distribute this software and its documentation. Intel grants this permission provided that the above copyright notice appears in all copies and that both the copyright notice and this permission notice appear in supporting documentation. In addition, Intel grants this permission provided that you prominently mark as "not part of the original" any modifications made to this software or documentation, and that the name of Intel Corporation not be used in advertising or publicity pertaining to distribution of the software or the documentation without specific, written prior permission.

Intel Corporation provides this AS IS, WITHOUT ANY WARRANTY, EXPRESS OR IMPLIED, INCLUDING, WITHOUT LIMITATION, ANY WARRANTY OF MERCHANTABILITY OR FITNESS FOR A PARTICULAR PURPOSE. Intel makes no guarantee or representations regarding the use of, or the results of the use of, the software and documentation in terms of correctness, accuracy, reliability, currentness, or otherwise; and you rely on the software, documentation and results solely at your own risk.

IN NO EVENT SHALL INTEL BE LIABLE FOR ANY LOSS OF USE, LOSS OF BUSINESS, LOSS OF PROFITS, INDIRECT, INCIDENTAL, SPECIAL OR CONSEQUENTIAL DAMAGES OF ANY KIND. IN NO EVENT SHALL INTEL'S TOTAL LIABILITY EXCEED THE SUM PAID TO INTEL FOR THE PRODUCT LICENSED HEREUNDER.



(26) Mike Barcroft

Copyright (c) 2001 Mike Barcroft <mike@FreeBSD.org>  
All rights reserved.

Redistribution and use in source and binary forms, with or without modification, are permitted provided that the following conditions are met:

1. Redistributions of source code must retain the above copyright notice, this list of conditions and the following disclaimer.
2. Redistributions in binary form must reproduce the above copyright notice, this list of conditions and the following disclaimer in the documentation and/or other materials provided with the distribution.

THIS SOFTWARE IS PROVIDED BY THE AUTHOR AND CONTRIBUTORS "AS IS" AND ANY EXPRESS OR IMPLIED WARRANTIES, INCLUDING, BUT NOT LIMITED TO, THE IMPLIED WARRANTIES OF MERCHANTABILITY AND FITNESS FOR A PARTICULAR PURPOSE ARE DISCLAIMED. IN NO EVENT SHALL THE AUTHOR OR CONTRIBUTORS BE LIABLE FOR ANY DIRECT, INDIRECT, INCIDENTAL, SPECIAL, EXEMPLARY, OR CONSEQUENTIAL DAMAGES (INCLUDING, BUT NOT LIMITED TO, PROCUREMENT OF SUBSTITUTE GOODS OR SERVICES; LOSS OF USE, DATA, OR PROFITS; OR BUSINESS INTERRUPTION) HOWEVER CAUSED AND ON ANY THEORY OF LIABILITY, WHETHER IN CONTRACT, STRICT LIABILITY, OR TORT (INCLUDING NEGLIGENCE OR OTHERWISE) ARISING IN ANY WAY OUT OF THE USE OF THIS SOFTWARE, EVEN IF ADVISED OF THE POSSIBILITY OF SUCH DAMAGE.

(27) Konstantin Chuguev (--enable-newlib-iconv)

Copyright (c) 1999, 2000  
Konstantin Chuguev. All rights reserved.

Redistribution and use in source and binary forms, with or without modification, are permitted provided that the following conditions are met:

1. Redistributions of source code must retain the above copyright notice, this list of conditions and the following disclaimer.
2. Redistributions in binary form must reproduce the above copyright notice, this list of conditions and the following disclaimer in the documentation and/or other materials provided with the distribution.

THIS SOFTWARE IS PROVIDED BY THE AUTHOR AND CONTRIBUTORS "AS IS" AND ANY EXPRESS OR IMPLIED WARRANTIES, INCLUDING, BUT NOT LIMITED TO, THE IMPLIED WARRANTIES OF MERCHANTABILITY AND FITNESS FOR A PARTICULAR PURPOSE ARE DISCLAIMED. IN NO EVENT SHALL THE AUTHOR OR CONTRIBUTORS BE LIABLE FOR ANY DIRECT, INDIRECT, INCIDENTAL, SPECIAL, EXEMPLARY, OR CONSEQUENTIAL DAMAGES (INCLUDING, BUT NOT LIMITED TO, PROCUREMENT OF SUBSTITUTE GOODS OR SERVICES; LOSS OF USE, DATA, OR

PROFITS; OR BUSINESS INTERRUPTION) HOWEVER CAUSED AND ON ANY THEORY OF LIABILITY, WHETHER IN CONTRACT, STRICT LIABILITY, OR TORT (INCLUDING NEGLIGENCE OR OTHERWISE) ARISING IN ANY WAY OUT OF THE USE OF THIS SOFTWARE, EVEN IF ADVISED OF THE POSSIBILITY OF SUCH DAMAGE.

iconv (Charset Conversion Library) v2.0

(28) Artem Bityuckiy (--enable-newlib-iconv)

Copyright (c) 2003, Artem B. Bityuckiy, SoftMinc Corporation.  
Rights transferred to Franklin Electronic Publishers.

Redistribution and use in source and binary forms, with or without modification, are permitted provided that the following conditions are met:

1. Redistributions of source code must retain the above copyright notice, this list of conditions and the following disclaimer.
2. Redistributions in binary form must reproduce the above copyright notice, this list of conditions and the following disclaimer in the documentation and/or other materials provided with the distribution.

THIS SOFTWARE IS PROVIDED BY THE AUTHOR AND CONTRIBUTORS "AS IS" AND ANY EXPRESS OR IMPLIED WARRANTIES, INCLUDING, BUT NOT LIMITED TO, THE IMPLIED WARRANTIES OF MERCHANTABILITY AND FITNESS FOR A PARTICULAR PURPOSE ARE DISCLAIMED. IN NO EVENT SHALL THE AUTHOR OR CONTRIBUTORS BE LIABLE FOR ANY DIRECT, INDIRECT, INCIDENTAL, SPECIAL, EXEMPLARY, OR CONSEQUENTIAL DAMAGES (INCLUDING, BUT NOT LIMITED TO, PROCUREMENT OF SUBSTITUTE GOODS OR SERVICES; LOSS OF USE, DATA, OR PROFITS; OR BUSINESS INTERRUPTION) HOWEVER CAUSED AND ON ANY THEORY OF LIABILITY, WHETHER IN CONTRACT, STRICT LIABILITY, OR TORT (INCLUDING NEGLIGENCE OR OTHERWISE) ARISING IN ANY WAY OUT OF THE USE OF THIS SOFTWARE, EVEN IF ADVISED OF THE POSSIBILITY OF SUCH DAMAGE.

(30) - Alex Tatmanjants (targets using libc/posix)

Copyright (c) 1995 Alex Tatmanjants  
<alex@elvisti.kiev.ua>  
at Electronni Visti IA, Kiev, Ukraine.  
All rights reserved.

Redistribution and use in source and binary forms, with or without modification, are permitted provided that the following conditions are met:

1. Redistributions of source code must retain the above copyright notice, this list of conditions and the following disclaimer.
2. Redistributions in binary form must reproduce the above copyright notice, this list of conditions and the following disclaimer in the documentation and/or other materials provided with the distribution.

# Panasonic SmartApp+ (continued)

## Copyright, etc. (continued)

THIS SOFTWARE IS PROVIDED BY THE AUTHOR "AS IS" AND ANY EXPRESS OR IMPLIED WARRANTIES, INCLUDING, BUT NOT LIMITED TO, THE IMPLIED WARRANTIES OF MERCHANTABILITY AND FITNESS FOR A PARTICULAR PURPOSE ARE DISCLAIMED. IN NO EVENT SHALL THE AUTHOR BE LIABLE FOR ANY DIRECT, INDIRECT, INCIDENTAL, SPECIAL, EXEMPLARY, OR CONSEQUENTIAL DAMAGES (INCLUDING, BUT NOT LIMITED TO, PROCUREMENT OF SUBSTITUTE GOODS OR SERVICES; LOSS OF USE, DATA, OR PROFITS; OR BUSINESS INTERRUPTION) HOWEVER CAUSED AND ON ANY THEORY OF LIABILITY, WHETHER IN CONTRACT, STRICT LIABILITY, OR TORT (INCLUDING NEGLIGENCE OR OTHERWISE) ARISING IN ANY WAY OUT OF THE USE OF THIS SOFTWARE, EVEN IF ADVISED OF THE POSSIBILITY OF SUCH DAMAGE.

(31) - M. Warner Losh (targets using libc/posix)

Copyright (c) 1998, M. Warner Losh <imp@freebsd.org>  
All rights reserved.

Redistribution and use in source and binary forms, with or without modification, are permitted provided that the following conditions are met:

1. Redistributions of source code must retain the above copyright notice, this list of conditions and the following disclaimer.
2. Redistributions in binary form must reproduce the above copyright notice, this list of conditions and the following disclaimer in the documentation and/or other materials provided with the distribution.

THIS SOFTWARE IS PROVIDED BY THE AUTHOR AND CONTRIBUTORS "AS IS" AND ANY EXPRESS OR IMPLIED WARRANTIES, INCLUDING, BUT NOT LIMITED TO, THE IMPLIED WARRANTIES OF MERCHANTABILITY AND FITNESS FOR A PARTICULAR PURPOSE ARE DISCLAIMED. IN NO EVENT SHALL THE AUTHOR OR CONTRIBUTORS BE LIABLE FOR ANY DIRECT, INDIRECT, INCIDENTAL, SPECIAL, EXEMPLARY, OR CONSEQUENTIAL DAMAGES (INCLUDING, BUT NOT LIMITED TO, PROCUREMENT OF SUBSTITUTE GOODS OR SERVICES; LOSS OF USE, DATA, OR PROFITS; OR BUSINESS INTERRUPTION) HOWEVER CAUSED AND ON ANY THEORY OF LIABILITY, WHETHER IN CONTRACT, STRICT LIABILITY, OR TORT (INCLUDING NEGLIGENCE OR OTHERWISE) ARISING IN ANY WAY OUT OF THE USE OF THIS SOFTWARE, EVEN IF ADVISED OF THE POSSIBILITY OF SUCH DAMAGE.

(32) - Andrey A. Chernov (targets using libc/posix)

Copyright (C) 1996 by Andrey A. Chernov, Moscow, Russia.

All rights reserved.

Redistribution and use in source and binary forms, with or without modification, are permitted provided that the following conditions are met:

1. Redistributions of source code must retain the above copyright notice, this list of conditions and the following disclaimer.
2. Redistributions in binary form must reproduce the above copyright notice, this list of conditions and the following disclaimer in the documentation and/or other materials provided with the distribution.

THIS SOFTWARE IS PROVIDED BY THE AUTHOR "AS IS" AND ANY EXPRESS OR IMPLIED WARRANTIES, INCLUDING, BUT NOT LIMITED TO, THE IMPLIED WARRANTIES OF MERCHANTABILITY AND FITNESS FOR A PARTICULAR PURPOSE ARE DISCLAIMED. IN NO EVENT SHALL THE REGENTS OR CONTRIBUTORS BE LIABLE FOR ANY DIRECT, INDIRECT, INCIDENTAL, SPECIAL, EXEMPLARY, OR CONSEQUENTIAL DAMAGES (INCLUDING, BUT NOT LIMITED TO, PROCUREMENT OF SUBSTITUTE GOODS OR SERVICES; LOSS OF USE, DATA, OR PROFITS; OR BUSINESS INTERRUPTION) HOWEVER CAUSED AND ON ANY THEORY OF LIABILITY, WHETHER IN CONTRACT, STRICT LIABILITY, OR TORT (INCLUDING NEGLIGENCE OR OTHERWISE) ARISING IN ANY WAY OUT OF THE USE OF THIS SOFTWARE, EVEN IF ADVISED OF THE POSSIBILITY OF SUCH DAMAGE.

(33) - Daniel Eischen (targets using libc/posix)

Copyright (c) 2001 Daniel Eischen  
<deischen@FreeBSD.org>  
All rights reserved.

Redistribution and use in source and binary forms, with or without modification, are permitted provided that the following conditions are met:

1. Redistributions of source code must retain the above copyright notice, this list of conditions and the following disclaimer.
2. Redistributions in binary form must reproduce the above copyright notice, this list of conditions and the following disclaimer in the documentation and/or other materials provided with the distribution.

THIS SOFTWARE IS PROVIDED BY THE AUTHOR AND CONTRIBUTORS "AS IS" AND ANY EXPRESS OR IMPLIED WARRANTIES, INCLUDING, BUT NOT LIMITED TO, THE IMPLIED WARRANTIES OF MERCHANTABILITY AND FITNESS FOR A PARTICULAR PURPOSE ARE DISCLAIMED. IN NO EVENT SHALL THE REGENTS OR CONTRIBUTORS BE LIABLE FOR ANY DIRECT, INDIRECT, INCIDENTAL, SPECIAL, EXEMPLARY, OR CONSEQUENTIAL DAMAGES (INCLUDING, BUT NOT LIMITED TO, PROCUREMENT OF SUBSTITUTE GOODS OR SERVICES; LOSS OF USE, DATA, OR PROFITS; OR BUSINESS INTERRUPTION) HOWEVER CAUSED AND ON ANY THEORY OF LIABILITY, WHETHER IN CONTRACT, STRICT LIABILITY, OR TORT (INCLUDING NEGLIGENCE OR OTHERWISE) ARISING IN ANY WAY OUT OF THE USE OF THIS SOFTWARE, EVEN IF ADVISED OF THE POSSIBILITY OF SUCH DAMAGE.

(35) - ARM Ltd (arm and thumb variant targets only)

Copyright (c) 2009-2015 ARM Ltd  
All rights reserved.

Redistribution and use in source and binary forms, with or without modification, are permitted provided that the following conditions are met:

1. Redistributions of source code must retain the above copyright notice, this list of conditions and the following disclaimer.
2. Redistributions in binary form must reproduce the above copyright notice, this list of conditions and the following disclaimer in the documentation and/or other materials provided with the distribution.
3. The name of the company may not be used to endorse or promote products derived from this software without specific prior written permission.

THIS SOFTWARE IS PROVIDED BY ARM LTD "AS IS" AND ANY EXPRESS OR IMPLIED WARRANTIES, INCLUDING, BUT NOT LIMITED TO, THE IMPLIED WARRANTIES OF MERCHANTABILITY AND FITNESS FOR A PARTICULAR PURPOSE ARE DISCLAIMED. IN NO EVENT SHALL ARM LTD BE LIABLE FOR ANY DIRECT, INDIRECT, INCIDENTAL, SPECIAL, EXEMPLARY, OR CONSEQUENTIAL DAMAGES (INCLUDING, BUT NOT LIMITED TO, PROCUREMENT OF SUBSTITUTE GOODS OR SERVICES; LOSS OF USE, DATA, OR PROFITS; OR BUSINESS INTERRUPTION) HOWEVER CAUSED AND ON ANY THEORY OF LIABILITY, WHETHER IN CONTRACT, STRICT LIABILITY, OR TORT (INCLUDING NEGLIGENCE OR OTHERWISE) ARISING IN ANY WAY OUT OF THE USE OF THIS SOFTWARE, EVEN IF ADVISED OF THE POSSIBILITY OF SUCH DAMAGE.

(41) Ed Schouten - Free BSD

Copyright (c) 2008 Ed Schouten <ed@FreeBSD.org>  
All rights reserved.

Redistribution and use in source and binary forms, with or without modification, are permitted provided that the following conditions are met:

1. Redistributions of source code must retain the above copyright notice, this list of conditions and the following disclaimer.
2. Redistributions in binary form must reproduce the above copyright notice, this list of conditions and the following disclaimer in the documentation and/or other materials provided with the distribution.

THIS SOFTWARE IS PROVIDED BY THE AUTHOR AND CONTRIBUTORS "AS IS" AND ANY EXPRESS OR IMPLIED WARRANTIES, INCLUDING, BUT NOT LIMITED TO, THE IMPLIED WARRANTIES OF MERCHANTABILITY AND FITNESS FOR A PARTICULAR PURPOSE ARE DISCLAIMED. IN NO EVENT SHALL THE AUTHOR OR CONTRIBUTORS BE LIABLE FOR ANY DIRECT, INDIRECT, INCIDENTAL, SPECIAL, EXEMPLARY, OR CONSEQUENTIAL DAMAGES (INCLUDING, BUT

NOT LIMITED TO, PROCUREMENT OF SUBSTITUTE GOODS OR SERVICES; LOSS OF USE, DATA, OR PROFITS; OR BUSINESS INTERRUPTION) HOWEVER CAUSED AND ON ANY THEORY OF LIABILITY, WHETHER IN CONTRACT, STRICT LIABILITY, OR TORT (INCLUDING NEGLIGENCE OR OTHERWISE) ARISING IN ANY WAY OUT OF THE USE OF THIS SOFTWARE, EVEN IF ADVISED OF THE POSSIBILITY OF SUCH DAMAGE.

**easy-ec**

Copyright (c) 2013, Kenneth MacKay  
All rights reserved.

Redistribution and use in source and binary forms, with or without modification, are permitted provided that the following conditions are met:

\* Redistributions of source code must retain the above copyright notice, this list of conditions and the following disclaimer.

\* Redistributions in binary form must reproduce the above copyright notice, this list of conditions and the following disclaimer in the documentation and/or other materials provided with the distribution.

THIS SOFTWARE IS PROVIDED BY THE COPYRIGHT HOLDERS AND CONTRIBUTORS "AS IS" AND ANY EXPRESS OR IMPLIED WARRANTIES, INCLUDING, BUT NOT LIMITED TO, THE IMPLIED WARRANTIES OF MERCHANTABILITY AND FITNESS FOR A PARTICULAR PURPOSE ARE DISCLAIMED. IN NO EVENT SHALL THE COPYRIGHT HOLDER OR CONTRIBUTORS BE LIABLE FOR ANY DIRECT, INDIRECT, INCIDENTAL, SPECIAL, EXEMPLARY, OR CONSEQUENTIAL DAMAGES (INCLUDING, BUT NOT LIMITED TO, PROCUREMENT OF SUBSTITUTE GOODS OR SERVICES; LOSS OF USE, DATA, OR PROFITS; OR BUSINESS INTERRUPTION) HOWEVER CAUSED AND ON ANY THEORY OF LIABILITY, WHETHER IN CONTRACT, STRICT LIABILITY, OR TORT (INCLUDING NEGLIGENCE OR OTHERWISE) ARISING IN ANY WAY OUT OF THE USE OF THIS SOFTWARE, EVEN IF ADVISED OF THE POSSIBILITY OF SUCH DAMAGE.

# ข้อมูลจำเพาะ

	NA-V10FR1 NA-V10FC1	NA-V90FC1
แรงดันไฟฟ้าตามพิกัด (โวลต์)	220	
ความถี่ตามพิกัด (เฮิรตซ์)	50	
กำลังไฟฟ้าการใช้พลังงานสูงสุด (วัตต์)	1600	
กำลังไฟฟ้าการใช้พลังงานความร้อน (วัตต์)	สำหรับการซัก	1445
	สำหรับการอบแห้ง	300
ความเร็วปั่นแห้งสูงสุด (รอบ/นาที)	1400	
ขนาดของเครื่อง (กว้าง x ยาว x สูง) (มม.)	596 × 585 × 845	
น้ำหนักของเครื่อง (กิโลกรัม)	69	
น้ำหนักสูงสุดของผ้าแห้ง (ซัก) (กิโลกรัม)	10.0	9.0
น้ำหนักสูงสุดของผ้าแห้ง (อบแห้ง) (กิโลกรัม)	2.0	
แรงดันน้ำจากก๊อก (เมกะปาสคาล)	0.01 - 1	

This telecommunication equipment conforms to NBTC technical requirement.

เครื่องโทรคมนาคมและอุปกรณ์นี้ มีความสอดคล้องตาม ข้อกำหนดของ กสทช

Panasonic Corporation

<https://www.panasonic.com>

© Panasonic Appliances (Vietnam) Co., Ltd. 2022

A0822-0(T/W)

พิมพ์ในประเทศไทยเวียดนาม

08-2022

# Panasonic®

## Operating & Installation Instructions

Washing Machine (Household Use)

Model No. **NA-V10FR1**  
**NA-V10FC1** **NA-V90FC1**



It is essential to read these instructions.

EN

- Thank you for purchasing this product.
- Read these instructions carefully for optimum performance and safety before use.
  - Keep this manual for future reference.

Contents This washing machine has  
“Dry Assist” function (P. 28).

	Safety Precautions	2
	Checking Your Washing Machine Before Washing	7
	Control Panel	10
	Detergent	12
	Washing	14
	Program List	16
	Details of Programs	18
	Washing Tips	20
	Changing Program Settings	22
	Dry Assist (Dry only)	28
	Changing Appliance Settings	30
	Maintenance	31
	Troubleshooting	35
	Error Display	41
Installation	Choosing the Right Location	43
	Moving and Installing	44
	Connecting the Hoses	46
	Test Run	48
	Panasonic SmartApp+	49
	Specifications	68



AWW9901CAWC0-0C0

# Safety Precautions

## **WARNING**

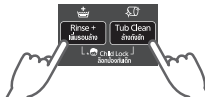
### May cause serious injury or death

**Children must not use it alone.**



- This appliance is not intended for use by persons (including children) with reduced physical, sensory or mental capabilities, or lack of experience and knowledge, unless they have been given supervision or instruction concerning use of the appliance by a person responsible for their safety.
- Children should be supervised to ensure that they do not play with the appliance.

**Setting the Child Lock. (P. 30)**



**Hold 5 sec.**

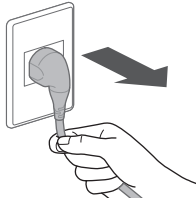


### May cause fire or electric shock

**Do not touch it with wet hands.**



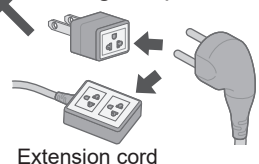
**Do not hold or pull on the cord.**



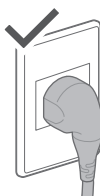
**Do not use.**



**Plug adaptor**



**Fully insert it.**



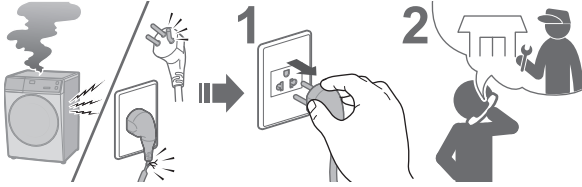
**Do not use.**



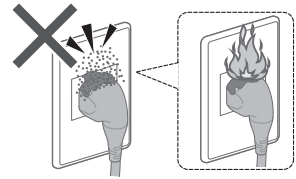
**Damaged**

- If the power cord is damaged, it must be replaced by the manufacturer, its service agent or similarly qualified persons in order to avoid a hazard.

**In case of failure or damaged power cord, stop use and ask the electrical technician.**

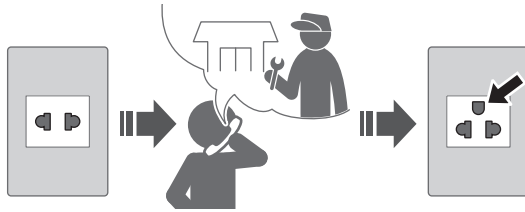


**Accumulated dust may cause fire.**

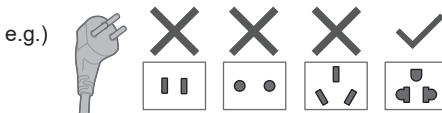


**Securely insert the ground prong. Ask the electrical technician for a new socket.**

**Wipe the power plug periodically.**



**Use a socket appropriate for this appliance.**



**Keep away from flammable materials.**



- The plug shape, socket shape and rating requirement vary with the region.

## May cause failure

**Do not disassemble, repair or modify it by yourself.**



**When using the “Panasonic SmartApp+” app (Cause of malfunction due to radio waves from the appliance) V10FR1**

- Keep at least 15 cm away from the mounting part of the cardiac pacemaker.
- Keep away from medical equipment and automatic control equipment (automatic doors, fire alarms, etc.).

# Safety Precautions (continued)

## **WARNING**

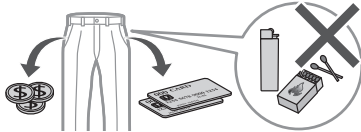
### May cause fire (For safety use of the drying feature)

#### Do not dry items soiled with flammable materials.



- Items that have been soiled with substances such as cooking oil, acetone, alcohol, petrol, kerosene, spot removers, turpentine, waxes, wax removers and cosmetic oils must not be dried in the appliance even after having been washed.

#### Empty all pockets.



- Make sure that no objects are left in any of the pockets. Pay particular attention to cigarette lighters and matches. They may cause fire.

#### Do not dry items made of rubber, etc.



- Items such as foam rubber (latex foam), shower caps, waterproof textiles, airtight fabrics, rubber backed articles and clothes or pillows fitted with foam rubber pads should not be dried in the appliance. Such materials may be destroyed and thereby damage the appliance.
- Do not dry unwashed items in the appliance.

#### The lint must not be allowed to accumulate around the appliance.



#### Observe the following.

- Never stop the appliance before the end of the drying cycle unless all items are quickly removed and spread out so that the heat is dissipated.
- The appliance is not to be used if industrial chemicals have been used for cleaning.
- The appliance must not be supplied through an external switching device, such as a timer, or connected to a circuit that is regularly switched on and off by a utility.





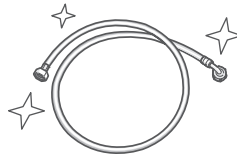
## CAUTION

### May cause water leakage

Turn off the water faucet.



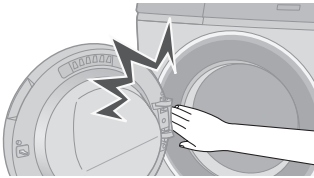
Use new hose-sets.




- New hose-sets supplied with the appliance are to be used and old hose-sets should not be reused.

### May cause injury


Be careful not to get your fingers caught.



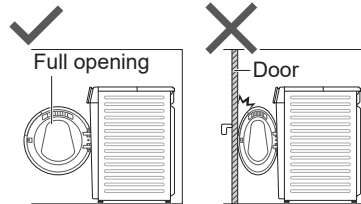
Do not climb on the appliance.



Do not touch when it is hot.



Install the appliance correctly.



- The appliance must not be installed behind a lockable door, a sliding door or a door with a hinge on the opposite side to that of the appliance, in such a way that a full opening of the appliance door is restricted.

■ For maximum mass of dry cloth and pressure of tap water, see P. 68.


# Safety Precautions (continued)



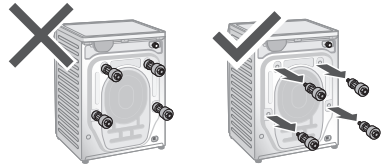
## CAUTION

### May cause failure

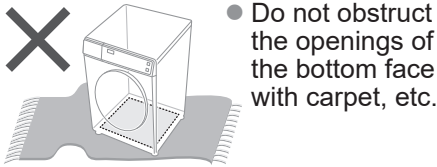
**Keep away from heat and direct sunlight.**



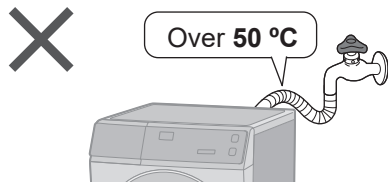
**Remove anchor bolts before operation.**




**Do not obstruct.**



**Do not use hot water.**



**For machine-washable items only.**

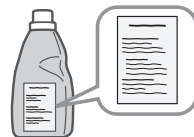


- This appliance is intended to be used in household.  
This appliance is not intended to be used in applications such as:
  - staff kitchen areas in shops, offices and other working environments;
  - farm houses;
  - by clients in hotels, motels and other residential type environments;
  - bed and breakfast type environments;
  - areas for communal use in blocks of flats or in laundrettes.

**Do not wash excessively oily clothes.**



**Follow the instructions.**

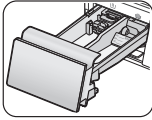


- Fabric softeners, or similar products, should be used as specified by the fabric softener instructions.

# Checking Your Washing Machine

## Part names

Detergent drawer (P. 12)



Control panel (P. 10)

Do not block the exhaust port.

Door

Drum

Hinge

Door seal

Adjustable feet (P. 45)

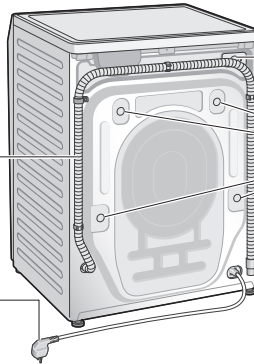
Drain filter cover (P. 34)

Drain hose (P. 46, 47)

Water inlet (P. 47)

Anchor bolts (P. 45)

Power cord and plug\*  
\*The plug shape varies with the region.



## Accessories

Elbow (1) (P. 47)



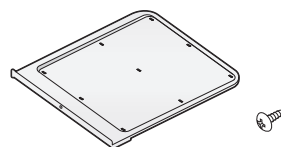
Cover caps (4) (P. 45)



Water supply hose (1) (P. 46, 47)



Bottom cover (1) / Screw (1) (P. 44)

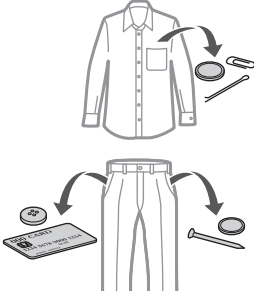


# Before Washing

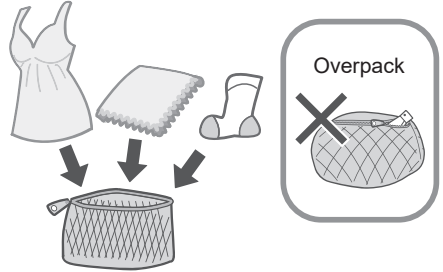
## Preparing laundry

### Before put clothes in drum

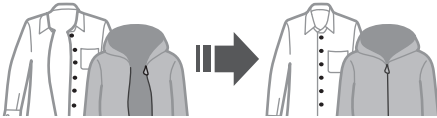
- Remove foreign objects.




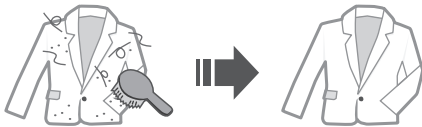
- Use laundry nets for delicates and small items.



### Pre-laundry check



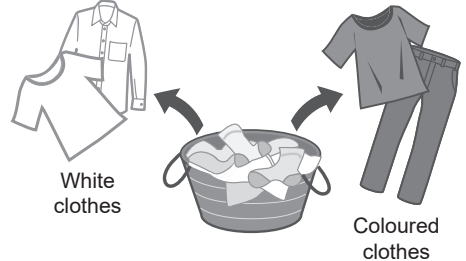
Clothes likely to pill



- Observe care labels.



- Wash separately.



- Pretreat for heavily stains.



#### NOTE

- "Stain Master+" programs (P. 17) are recommended for removing stains.

## Cannot wash or dry

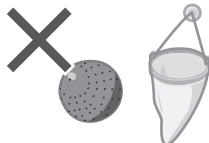
### Cannot wash or dry



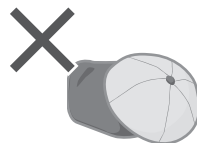
Leather / fur



Silk, rayon and cupro  
(Blended fabric)



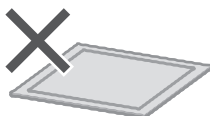
Commercially  
available washing aids



Cap with hard  
core materials



Cushion, Pillow, etc.



Urethane / rubber  
backed or thick mats




Paper diapers

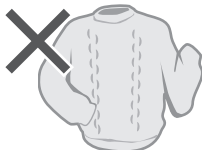
### Others ...

- Wrinkled and embossed articles
- Crepe fabric
- Deformable clothing (blazers, ties, dresses, etc.)
- Velvet

### Cannot dry



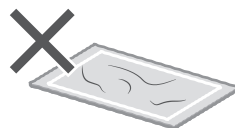
Any of the above  
marks



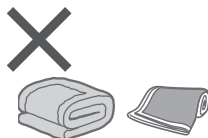
Woolen clothing



Tights or pantyhose



Mats and other  
items with hair of  
pets attached



Quilts



Starched clothing



Clothing with laces  
or embroidery, new  
synthetic fibres, etc.

### NOTE

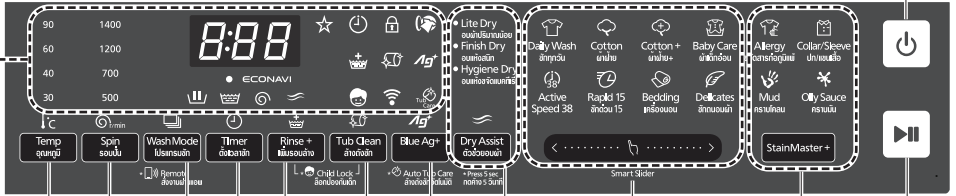
- May cause clothing deformation, damage and harm or malfunction to the appliance.



# Control buttons

■ NA-V10FR1

Power button



Program selection slider (P. 16)

Stain Master+ (P. 17)

Start/Pause button

Dry Assist (P. 28)

Blue Ag+ (P. 27) — Press & hold 5 sec: Auto Tub Care (P. 26)

Tub Clean (P. 33) — Press & hold 5 sec at the same time: Child Lock (P. 30)

Rinse+ (P. 25)

Timer (P. 24)

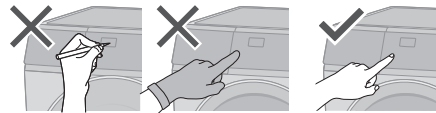
Wash Mode (P. 23) — Press & hold 5 sec: Remote (P. 52)

Spin (P. 23)

Temp (P. 22)

## Touch operation

- If water, detergent or softener gets on, turn off and wipe off with a towel etc. immediately. (Cause of malfunction)



## NOTE

- Turn off  $\Rightarrow$  back on
- No operation  $\Rightarrow$  auto power off

- In case of a power failure  
 $\Rightarrow$  When the power recovers, operation resumes from where it stopped. (Auto Restart)

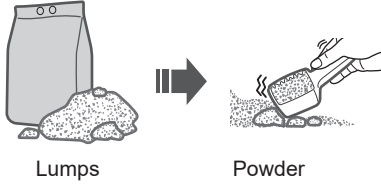
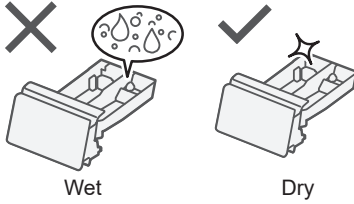
# Detergent

- Follow the instructions on each package.

## Detergent

Use a low foam detergent.

- To prevent powder detergent from remaining in the detergent drawer:



## Detergent

Powder detergent

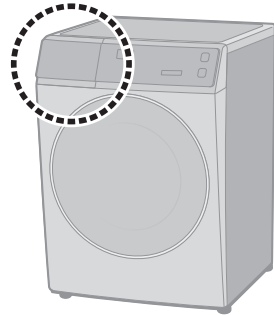
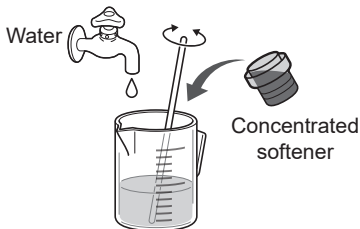
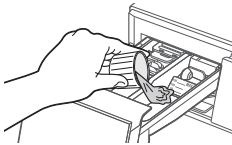
Liquid detergent




Bleach



## Fabric softener



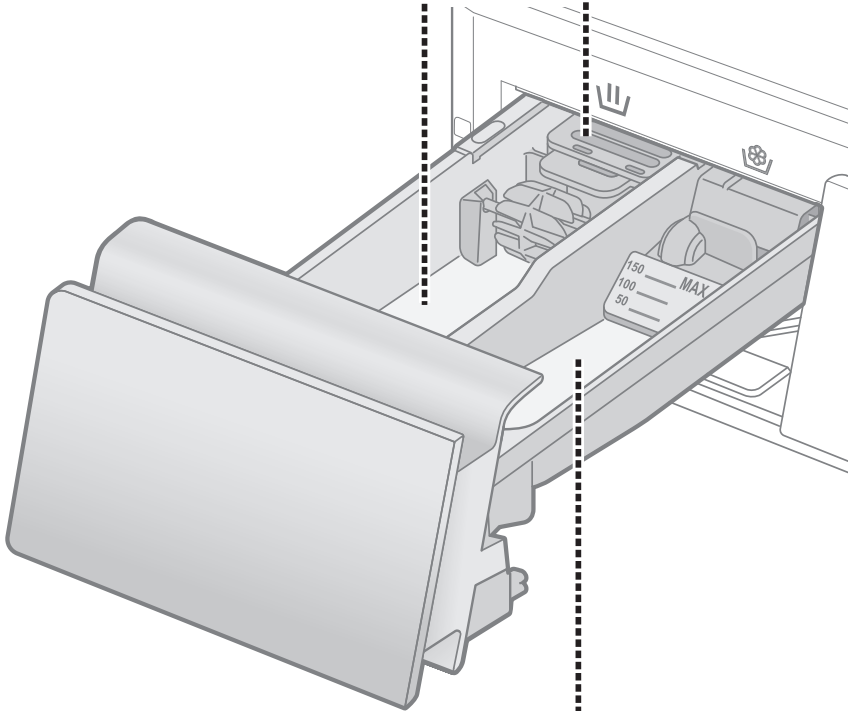
NOTE





**Ag+ case (P. 27, 33)**

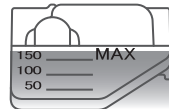
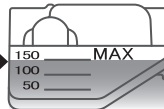
V10FR1



 **Fabric softener**

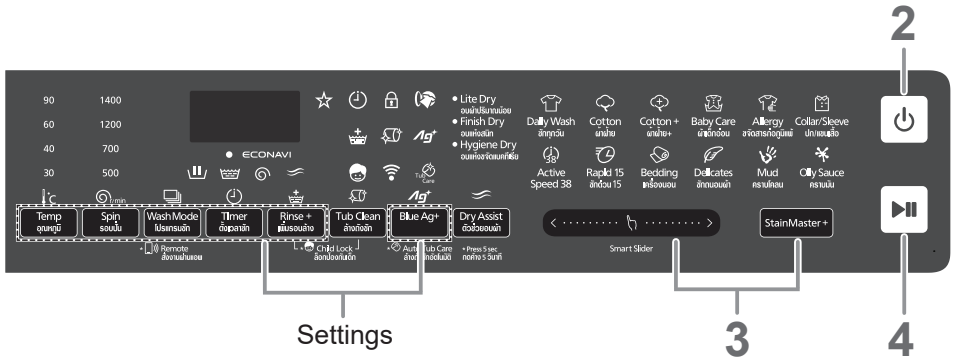


Max. 150 ml



# Washing

## Basic Method

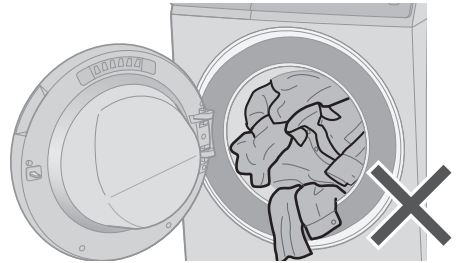


### NOTE

- Do not let laundry get caught in the door.

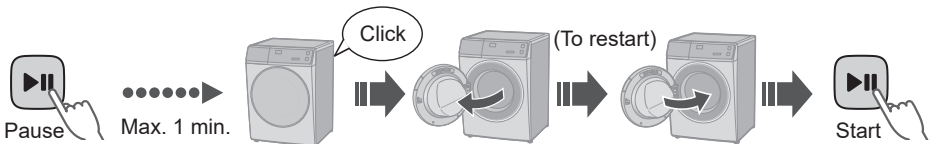


- Do not overfill the drum with laundry.



- To open the door during operation

- During washing  
(You can add clothes when lit.)

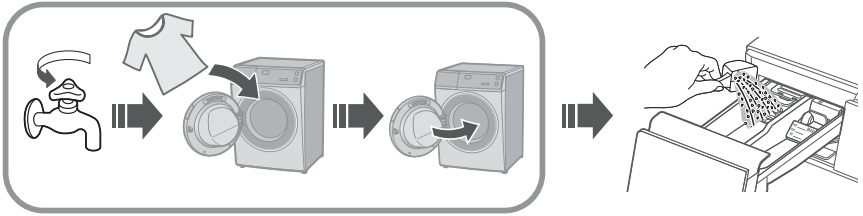


### NOTE

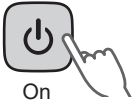
- Door does not open  $\Rightarrow$  (P. 36)




1



2



3



Select a program. (P. 16)

■ Changing the settings.

### Settings

Temp □ Temp (P. 22)	Spin □ Spin (P. 23)	Wash Mode □ Wash Mode (P. 23)	Timer □ Timer (P. 24)
Rinse+ □ Rinse+ (P. 25)	Auto Tub Care □ Auto Tub Care (P. 26)	Blue Ag+ □ Blue Ag+ (P. 26, 27)	

4



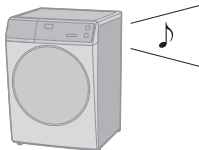
Measures the amount of laundry

(30 sec.)

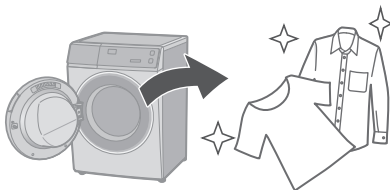


Displays the time required (recalculated)













(e.g.)

















5
















# Program List

Program	Description	Max load (kg)		Total time
		V10FR1/ V10FC1	V90FC1	
 <b>Daily Wash</b>	<ul style="list-style-type: none"> <li>Everyday clothes (Quicker than "Cotton" program)</li> </ul> 	10.0	9.0	1:30
 <b>Cotton</b>	<ul style="list-style-type: none"> <li>Everyday clothes</li> </ul> 	10.0	9.0	2:54
 <b>Cotton +</b>	<ul style="list-style-type: none"> <li>Gentle wash with extra time</li> </ul> 	10.0	9.0	3:00
 <b>Baby Care</b>	<ul style="list-style-type: none"> <li>Clothes for babies &amp; sensitive skin</li> <li>Rinsing thoroughly</li> </ul> 	5.0		2:20
 <b>Active Speed 38</b>	<ul style="list-style-type: none"> <li>Small loads</li> </ul> 	5.0		0:38
 <b>Rapid 15</b>	<ul style="list-style-type: none"> <li>Small loads of lightly soiled</li> </ul> 	2.0		0:15

- **Total time is approximate** (When the standard water supply rate is 15 L / min). For each program's default water temperature.













Program	Description	Max load (kg)		Total time
		V10FR1/ V10FC1	V90FC1	
 <b>Bedding</b>	<ul style="list-style-type: none"> <li>Large items</li> </ul> 		3.0	1:30
 <b>Delicates</b>	<ul style="list-style-type: none"> <li>Washing gently</li> </ul> 		2.0	0:50
<b>StainMaster +</b>	For the following stains			
 <b>Allergy</b>	<ul style="list-style-type: none"> <li>For ticks and pollen</li> </ul> 	10.0	9.0	3:15
 <b>Collar/ Sleeve</b>		10.0	9.0	3:10
 <b>Mud</b>		10.0	9.0	3:30
 <b>Oily Sauce</b>		10.0	9.0	3:00
 <b>Tub Clean</b>	<ul style="list-style-type: none"> <li>Cleaning the drum.</li> </ul> 	None		3:45


# Details of Programs

Program	Settings	Auto setting	
		Temp (°C)	Spin (r/min)
 <b>Daily Wash</b>		40	1200
 <b>Cotton</b>		40	1200
 <b>Cotton +</b>		60	1400
 <b>Baby Care</b>		40	1400
 <b>Active Speed 38</b>		40	1200
 <b>Rapid 15</b>		Cold	1200
 <b>Bedding</b>		Cold	700
 <b>Delicates</b>		30	500
 <b>Allergy</b>		90	1200
 <b>Collar/Sleeve</b>		40	1200
 <b>Mud</b>		40	1200
 <b>Oily Sauce</b>		40	1200
 <b>Tub Clean</b>		40	1200

## NOTE

- For normally soiled laundry at the rated capacity, we recommend using the “Cotton +, 60 °C, 1400 r/min” which is tested in accordance with IEC 60456 for the energy and water efficiency aspects.
- Actual water temperature may differ from the declared cycle temperature.
- These results depend on water pressure, water hardness, water inlet temperature, room temperature, type and amount of load, degree of soiling, utilized detergent, fluctuations in the main electricity supply and chosen additional options.

Setting range		Optional functions				
Temp (°C)	Spin (r/min)	Wash Mode	Timer	Rinse+	Blue Ag+	Auto Tub Care
Cold, 30, 40, 60	 , 500, 700, 1200, 1400	✓	✓	✓	✓	✓
Cold, 30, 40, 60	 , 500, 700, 1200, 1400	✓	✓	✓	✓	✓
Cold, 30, 40, 60	 , 500, 700, 1200, 1400	✓	✓	✓	✓	✓
Cold, 30, 40, 60	 , 500, 700, 1200, 1400	✓	✓	✓	✓	✓
Cold, 30, 40	 , 500, 700, 1200, 1400	✓	✓	–	✓	✓
Cold	 , 500, 700, 1200	–	✓	–	–	–
Cold, 30	 , 500, 700	✓	✓	✓	✓	–
Cold, 30, 40	 , 500	✓	–	✓	✓	–
60, 90	 , 500, 700, 1200	–	✓	✓	–	✓
40	 , 500, 700, 1200, 1400	✓	✓	✓	✓	✓
40	 , 500, 700, 1200, 1400	✓	✓	✓	✓	✓
40	 , 500, 700, 1200, 1400	✓	✓	✓	✓	✓
40	1200	–	–	–	–	–

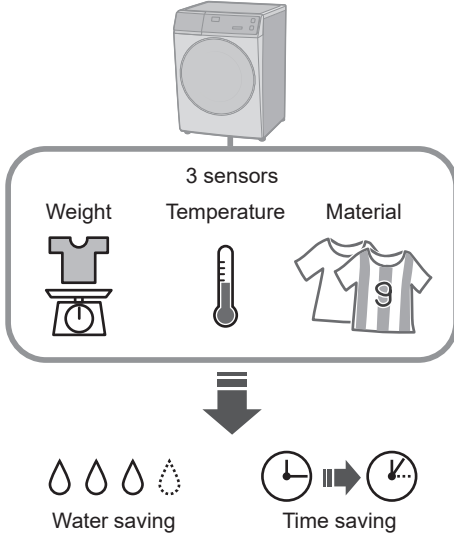
 : Drain only (No spin)

Blue Ag+:  
V10FR1

# Washing Tips

## ECONAVI

- “Cotton” and “Daily Wash” programs



## ■ Lamp indications



Detecting



ECONAVI enabled




ECONAVI disabled

## Delicates

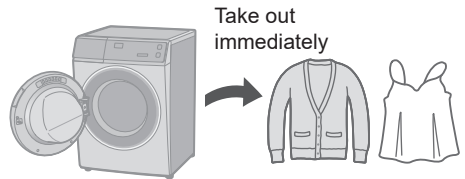
### ■ When washing

- To rinse fully, use the “Rinse+” function. (P. 25)

NOTE



### ■ After operation ends

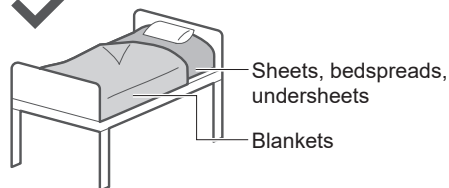




## Bedding

### ■ Washable items

- (Wash)
- (Handwash)
- 100 % cotton or 100 % synthetic



### ■ Not washable items



Electric blankets



Wool



Silk

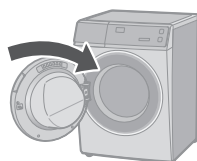


Long pile

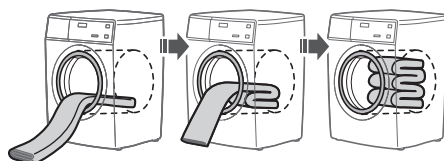
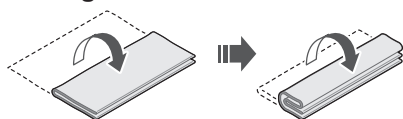


Fake fur

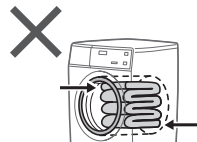
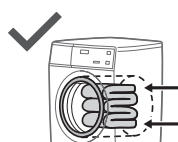
### NOTE



### ■ Putting blankets into the drum



### NOTE



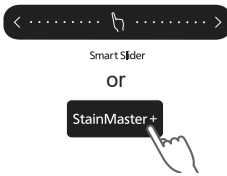
# Changing Program Settings

## ■ Preparing

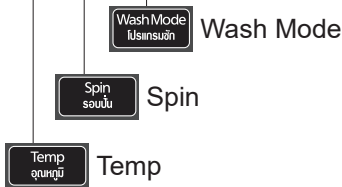
- Sort the laundry and put it into the drum. (P. 8)
- Add the detergent. (P. 12)



**2** Select a program. (P. 16)



**3** Change the program's settings.



- Available options and setting ranges are different depending on the program. (P. 18)
- An alarm sounds if you select an option that is unavailable.








## Temp

Change the washing temperature.



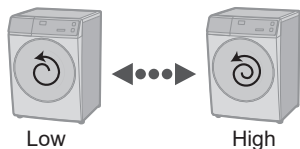
## ■ Setting guide

Low	High
<ul style="list-style-type: none"> <li>● Colours</li> </ul> 	<ul style="list-style-type: none"> <li>● White</li> </ul> 
<ul style="list-style-type: none"> <li>● Lightly Soiled</li> </ul> 	<ul style="list-style-type: none"> <li>● Heavily Soiled</li> </ul> 
<ul style="list-style-type: none"> <li>● Easily shrinks</li> </ul>	<ul style="list-style-type: none"> <li>● Cotton</li> </ul>







## r/min Spin

Change the spin speed.



### ■ Setting guide

 <p>Low</p>	 <p>High</p>
<ul style="list-style-type: none"> <li>● To reduce wrinkling</li> </ul> 	<ul style="list-style-type: none"> <li>● To dry more thoroughly</li> </ul> 

# 3



(P. 19)

### ■ To change the setting while washing









## Wash Mode

Select a combination of wash, rinse and spin.



# 3



 *1	Wash
 *2	Rinse
 *2	Spin
	Wash and rinse
	Wash and spin
	Rinse and spin

\*1 Water is drained after wash process.

\*2 Drains first if there is water in the drum.

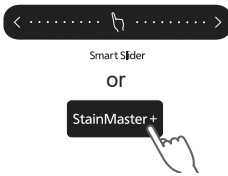
# Changing Program Settings (continued)

## ■ Preparing

- Sort the laundry and put it into the drum. (P. 8)
- Add the detergent. (P. 12)



**2** Select a program. (P. 16)



**3** Change the program's settings.



Timer



Rinse+

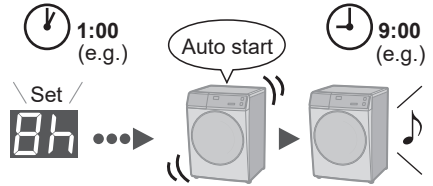


- Available options and setting ranges are different depending on the program. (P. 18)
- An alarm sounds if you select an option that is unavailable.



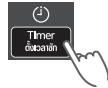
## Timer

Set how many hours later to finish operation. (Up to 24 hours)



Press or hold

## ■ To check a preset time



## ■ To cancel settings



Turn off

(All settings are cancelled)

## NOTE



Start

All indications turn off except



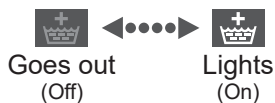
- Not available: P. 19

## Rinse+

Add an extra rinse.



3



### ■ To change the setting while washing



# Changing Program Settings (continued)

## ■ Preparing

- Sort the laundry and put it into the drum. (P. 8)
- Add the detergent. (P. 12)



**2** Select a program. (P. 16)



Smart Slider

OR



**3** Change the program's settings.



Blue Ag+  
Auto Tub Care 

- Available options and setting ranges are different depending on the program. (P. 18)
- An alarm sounds if you select an option that is unavailable.






## Auto Tub Care

Add tub cleaning process.



V10FC1 V90FC1



    
Goes out (Off) Lights (On)

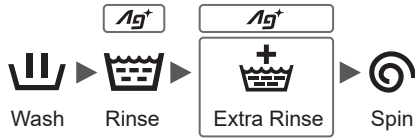
### NOTE

- The setting is memorized.

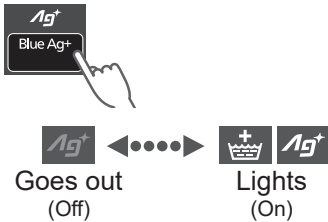
## Ag+ Blue Ag+

V10FR1

Bacteria elimination function (Max. 3.0 kg).



3



### ■ Service life for Ag+ case

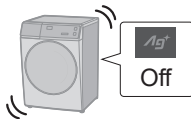
- “Blue Ag+” works for about 300 to 350 times (for about 7 years if used once a week).
- Replace the case when the contents are decreased.



- Replace  
⇒ (P. 33)



- Wash without “Ag+”



### NOTE

- Do not use the water for other purposes.

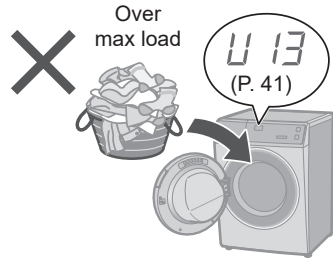

















- The kind of clothes, detergent, softener, and water hardness may affect the result.
- Stop use if itchy, etc.



# Dry Assist (Dry only)

This function cannot be set with other washing programs at the same time.



Dry Assist	Indicator (min)	Description	Max load (kg)
<ul style="list-style-type: none"> <li>• Lite Dry อนต่ำปริมาณน้อย</li> </ul>		After spin at 1400 r/min  e.g.) 5 shirts	1.0
			
<ul style="list-style-type: none"> <li>• Finish Dry อนแห้งสนิท</li> </ul>		Additional drying of clothes that are not dry enough 	2.0
		After hang-dry   	
			
<ul style="list-style-type: none"> <li>• Hygiene Dry อนแห้งสะอาดที่เรีย</li> </ul>		After spin at 1400 r/min Bacteria Elimination   	0.5
			



**NOTE**

- The door is locked during drying.



- To open the door



Pause



Start cooling  
9 to 24 min.



- After drying, the drum will rotate every 5 minutes for 40 seconds to prevent wrinkles caused by leaving the clothes unattended.



Approx. 2 hours

- To open the door:



Turn off

or



Pause

**Symptoms**

- Drying is insufficient
- Drying is uneven



**Tips for nice finish**

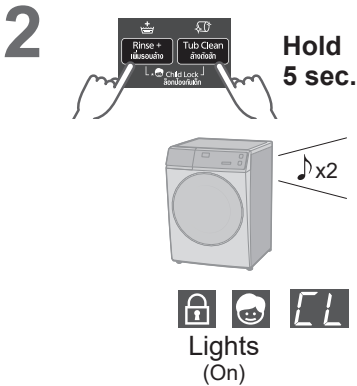
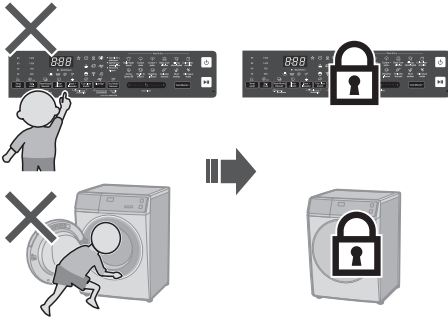
- Reduce clothing amount.



- Classify clothing. (P. 28)
- Adjust drying time to get your expected drying performance.
- Use "Finish Dry" 30 min for additional drying.


# Changing Appliance Settings

## Setting the Child Lock

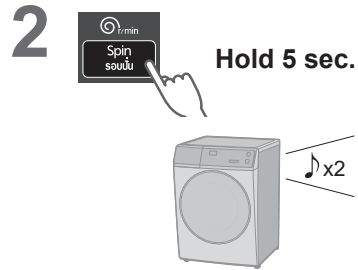


■ **To cancel:**

Same procedure x4



## Cancelling the buzzer



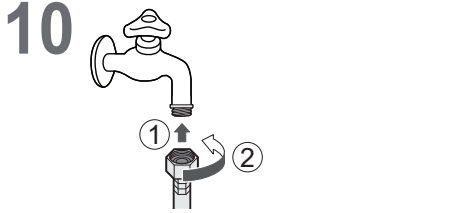
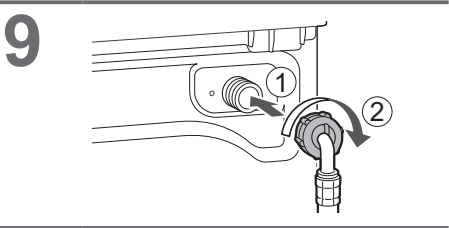
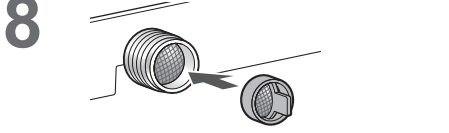
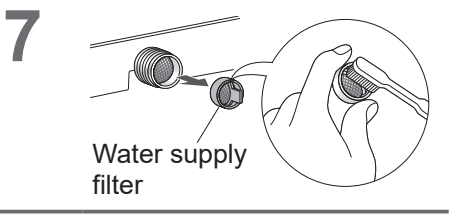
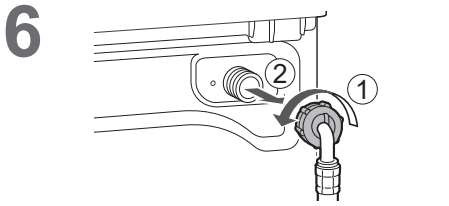
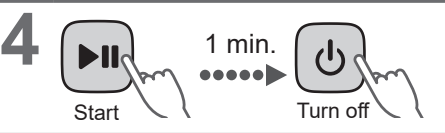
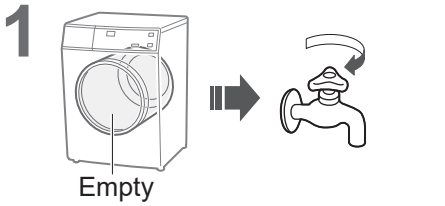
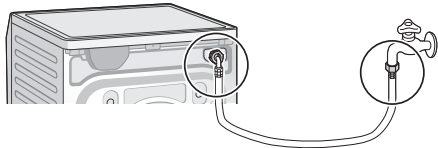
■ **To reset:**

Same procedure x4

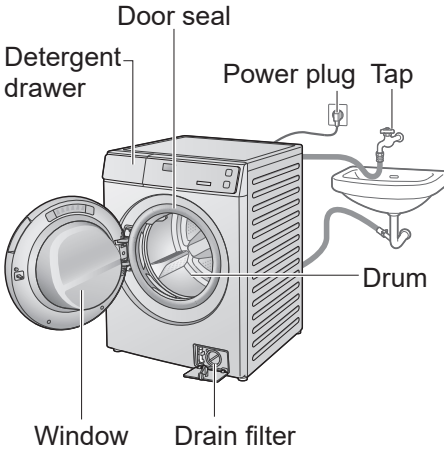
# Maintenance

## Water supply filter

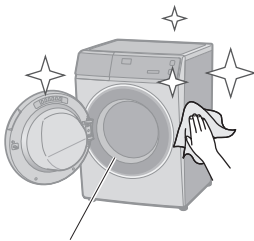
If water does not flow smoothly



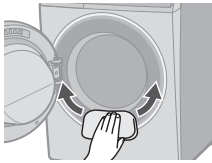
# Maintenance (continued)



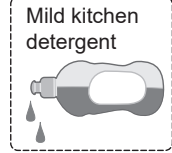
## Appliance



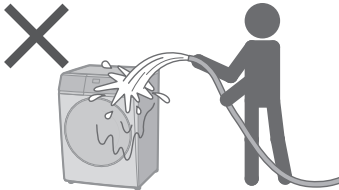
Door seal



For heavy soil

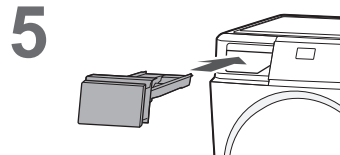
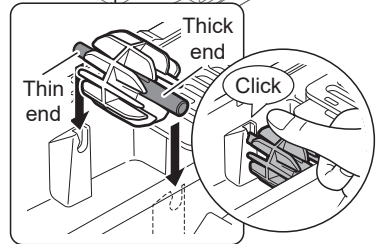
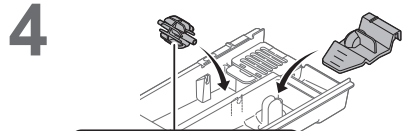

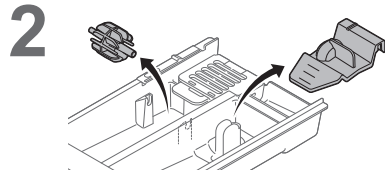
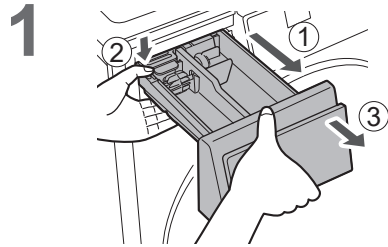


### NOTE



- Do not use gritty cleaners or thinners, or products containing alcohol or paraffin oil.

## Detergent drawer

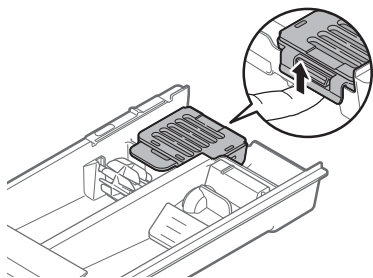


### If the contents are decreased

#### ■ Change Ag+ case

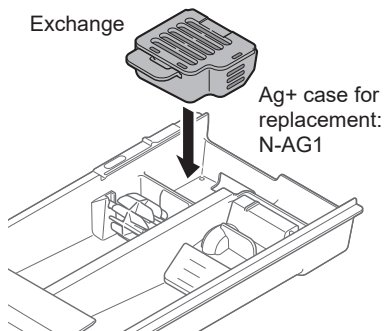
V10FR1

1



2


Exchange



#### NOTE

- You cannot open Ag+ case.

## Drum

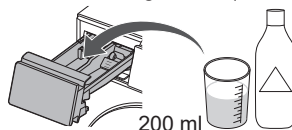
Once a month or if  flashes  
<Tub Clean>

1



2

Whitening bleach (chlorine bleach)



3



No clothing

4




5



Approx.  
3:45



#### NOTE

- If the “Tub Clean” program is not run, the indicator  goes off when other program is run 3 times.

# Maintenance (continued)

## Drain filter

Once a month

Be sure to drain water in the drum before this procedure.



**CAUTION**



Hot water  
(possibly scalding water)




1

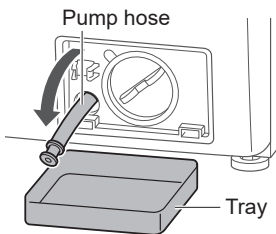


Turn off

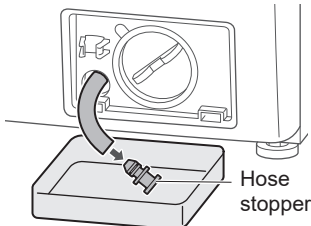
2



3



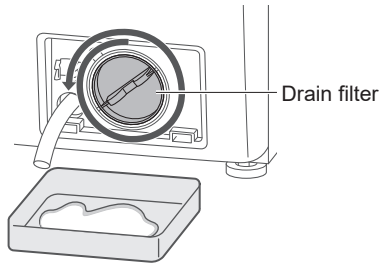
4



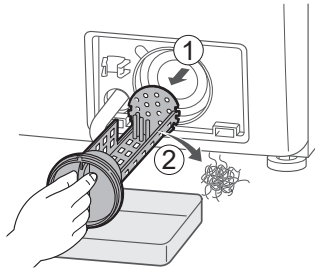
5



6



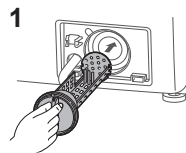
7



8

Replace

1



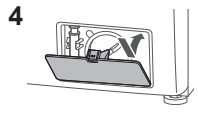
2 Until it is in place





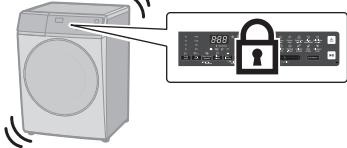



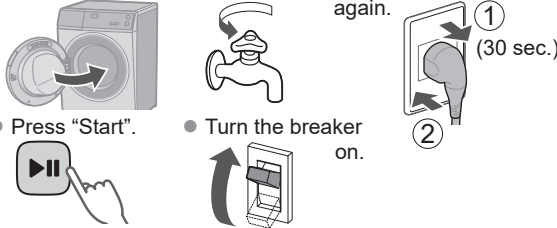

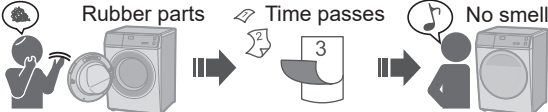

3





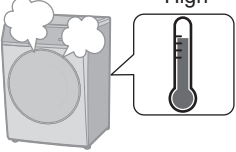







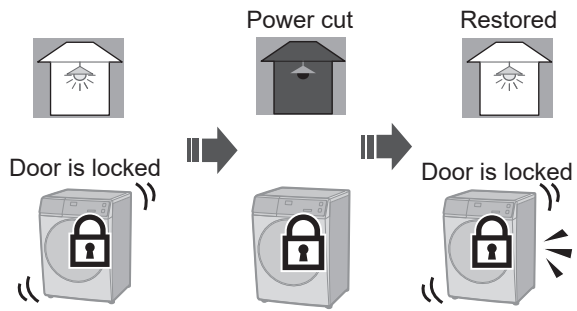
4




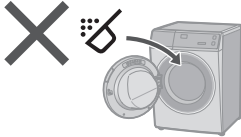
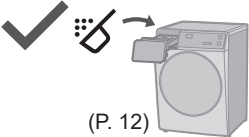





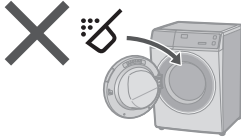
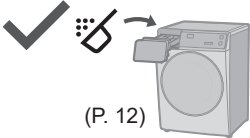
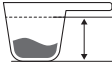




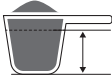

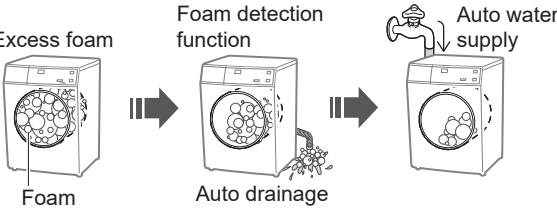
# Troubleshooting

	Symptoms	Points to be checked
Main unit	<p>Touch the buttons</p>  <p>No reaction</p> 	<p><input type="checkbox"/> Possible cause</p> <ul style="list-style-type: none"> <li>● During an operation</li> </ul>  <p><input type="checkbox"/> Try</p> <ul style="list-style-type: none"> <li>● Child Lock (P. 30)</li> </ul> 
	<p>No operation</p> 	<p><input type="checkbox"/> Check</p> <ul style="list-style-type: none"> <li>● Power cut</li> <li>● Timer</li> </ul>  <p><input type="checkbox"/> Try</p> <ul style="list-style-type: none"> <li>● Close the door.</li> <li>● Turn on.</li> <li>● Unplug and insert again.</li> <li>● Press "Start".</li> <li>● Turn the breaker on.</li> </ul> 
	<p>Odour of rubber</p> 	<p><input type="checkbox"/> Possible cause</p>  <p><input type="checkbox"/> Try</p> <p><b>Tub Clean</b> 洗濯槽洗浄</p> <p>Tub Clean (P. 33)</p> 

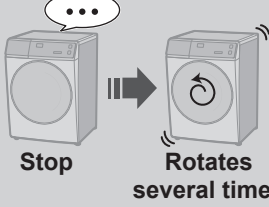
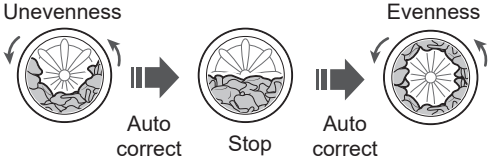
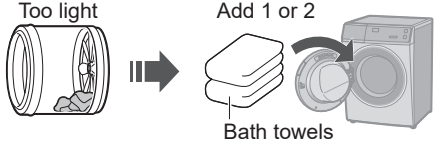

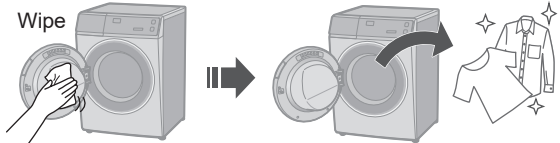

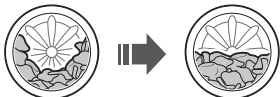

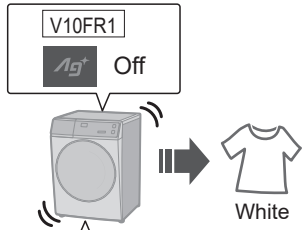
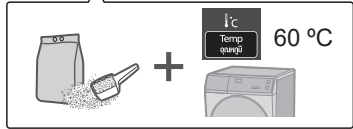
# Troubleshooting (continued)









	Symptoms	Points to be checked
<p style="writing-mode: vertical-rl; transform: rotate(180deg);">Main unit</p> <p><b>Door does not open</b></p> 	<p><input type="checkbox"/> Possible cause</p> <ul style="list-style-type: none"> <li>• During an operation (washing or drying)</li> </ul>  <p>Door is locked. To open the door:</p> <ul style="list-style-type: none"> <li>• washing (P. 14)</li> <li>• drying (P. 29)</li> </ul> <p><input type="checkbox"/> Check</p> <ul style="list-style-type: none"> <li>• Temperature</li> <li>• Water level</li> </ul>  	<p><input type="checkbox"/> Try</p> <ul style="list-style-type: none"> <li>• Child Lock (P. 30)</li> </ul>  <ul style="list-style-type: none"> <li>• During an operation</li> </ul> <ol style="list-style-type: none"> <li>1 Turn off</li> <li>2 On</li> <li>3 Wash Mode (P. 23) Spin</li> <li>4 Open</li> </ol>     
	<p><b>NOTE</b></p>  <p>Door is locked → Power cut → Restored → Door is locked</p>	




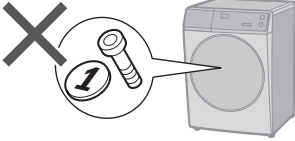
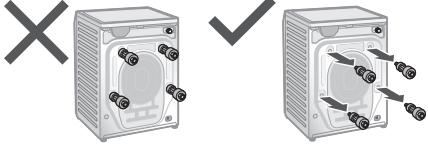

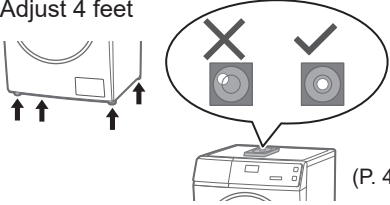


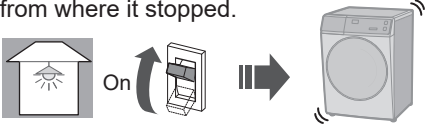
	Symptoms	Points to be checked
Detergent and foam	<b>After washing</b> 	<input type="checkbox"/> Check   (P. 12)
		<input type="checkbox"/> Possible cause <ul style="list-style-type: none"> <li>• The amount of foam varies.               <ul style="list-style-type: none"> <li>• Temperature</li> <li>• Water level</li> <li>• Water softness</li> </ul> </li> </ul>   
	<b>Not enough</b> 	<input type="checkbox"/> Check <ul style="list-style-type: none"> <li>• Powder detergent</li> </ul>   (P. 12) <ul style="list-style-type: none"> <li>• Too little detergent</li> <li>• Low foam detergent</li> <li>• Heavily soiled</li> <li>• Load too large</li> </ul>    
	<b>Too much</b> 	<input type="checkbox"/> Check <ul style="list-style-type: none"> <li>• Too much detergent</li> </ul> 
Wash	<b>During a wash</b> 	<input type="checkbox"/> Possible cause <ul style="list-style-type: none"> <li>Excess foam</li> <li>Foam detection function</li> <li>Auto water supply</li> </ul> 

# Troubleshooting (continued)


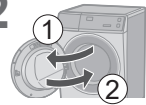

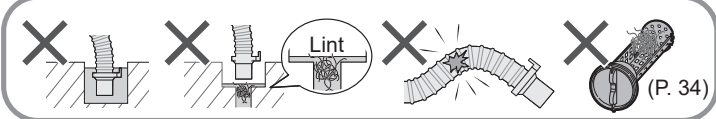




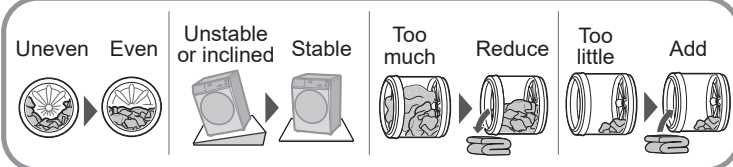

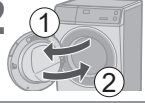

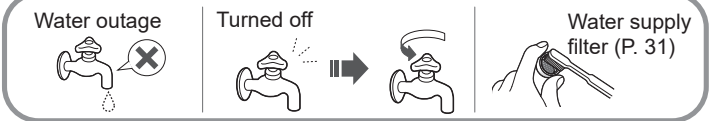
	Symptoms	Points to be checked
Rinse/Spin	<p>During the spin process</p>  <p><b>Stop</b> → <b>Rotates several times</b></p>	<p><input type="checkbox"/> Possible cause</p> <p>Unevenness</p>  <p>Auto correct → Stop → Auto correct</p> <p>Evenness</p> <p><input type="checkbox"/> Try</p> <p>Too light</p>  <p>Add 1 or 2 Bath towels</p>
	<p>After washing</p>  <p><b>Foam or water</b></p>	<p><input type="checkbox"/> Try</p>  <p>Wipe</p>
	<p>Spin changes to rinse</p>  <p>Spin → Rinse</p>	<p><input type="checkbox"/> Possible cause</p> <ul style="list-style-type: none"> <li>● If clothes are uneven, this appliances automatically corrects unevenness using the rinse process.</li> </ul> 
Laundry	<p>If the laundry yellows</p>  <p>Yellow</p>	<p><input type="checkbox"/> Try</p>  <p>V10FR1 Ag Off</p> <p>White</p>  <p>Temp 60 °C</p>

	Symptoms	Points to be checked
Time	<p><b>During a wash</b></p> <p>Displayed time</p>  <p>Changes</p>	<p><input type="checkbox"/> Possible cause</p> <ul style="list-style-type: none"> <li>● Remaining time is corrected during operation.</li> </ul>  <p>Approximate → Corrected</p> <ul style="list-style-type: none"> <li>● If the settings changed</li> <li>● If clothes are uneven</li> </ul>   <p>➡ The remaining time may increase.</p>
	<p><b>During water drainage</b></p> 	<p><input type="checkbox"/> Possible cause</p> <ul style="list-style-type: none"> <li>● This is normal. The drain pump is working.</li> </ul>
	<p><b>During spin process</b></p> 	<p><input type="checkbox"/> Possible cause</p> <ul style="list-style-type: none"> <li>● This is normal. Anti-foam leak part is working at the exhaust port.</li> </ul>
	<p><b>Sound of fan rotating</b></p> 	<p><input type="checkbox"/> Possible cause</p> <ul style="list-style-type: none"> <li>● This is normal. The drain pump is working.</li> </ul>
	<p><b>Motor emits a sound</b></p> 	<p><input type="checkbox"/> Possible cause</p> <ul style="list-style-type: none"> <li>● This is normal. The motor will make a short sound when the drum engages.</li> </ul>







# Troubleshooting (continued)





	Symptoms	Points to be checked
<b>Noise</b>	<p><b>Unusual noise (or vibration)</b></p> 	<p><input type="checkbox"/> Check</p> <ul style="list-style-type: none"> <li>● Metal items            </li> <li>● Anchor bolts (P. 45)            </li> <li>● Slope or an unstable surface            </li> <li>● Adjust 4 feet             (P. 45)         </li> </ul>
<b>Others</b>	<p><b>Power cut</b></p>  <p><b>Breaker</b></p> <p>Off </p>	<p><input type="checkbox"/> Check</p> <ul style="list-style-type: none"> <li>● When the power recovers, operation resumes from where it stopped.</li> </ul> 

# Error Display






Error Display	Points to be checked		
<p>U 11</p> <p>Unable to drain</p>	<p>1 Check</p> 	<p>2</p> 	<p>3</p>  <p>Start</p>  <p>(P. 34)</p>
<p>U 12</p> <p>Door is open</p>	<p>1</p> 	<p>2</p>  <p>Start</p>	
<p>U 13</p> <p>Unable to spin / dry</p>	<p>1 Check</p>	<p>2</p> 	<p>3</p>  <p>Start</p>  <p>&lt;Dry Assist&gt; Spin Too wet (1400 r/min)</p> 
<p>U 14</p> <p>Unable to supply water</p>	<p>1 Check</p>	<p>2</p> 	<p>3</p>  <p>Start</p>  <p>Water supply filter (P. 31)</p>

# Error Display (continued)

Error Display	Points to be checked
 <p>Unable to spin</p>	<p><b>1</b> Restart</p>  Turn off  On <p><b>2</b> Run "Rapid 15"</p> 
	<p>• Next time:</p>   <p>Low foam detergent</p>

	<p><b>1</b></p> 	<p><b>2</b></p> 	<p><b>3</b></p> 
---	---	---	---

■ Information

 <p>Unable to open</p>	<p>Hot</p>  <p>During drying (P. 29)</p>	 <p>Hold 5 sec.</p>	<p>Start cooling</p>  <p>9 to 24 min.</p> 
---	---	--	---

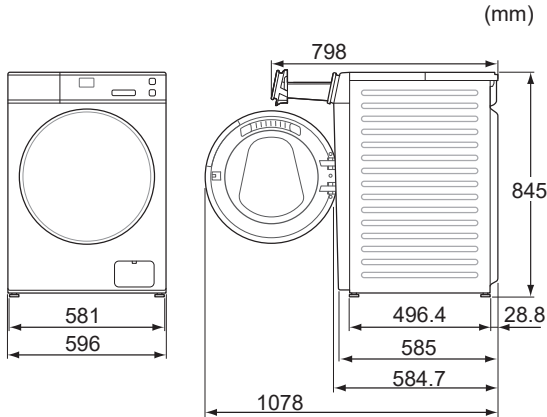
# Choosing the Right Location



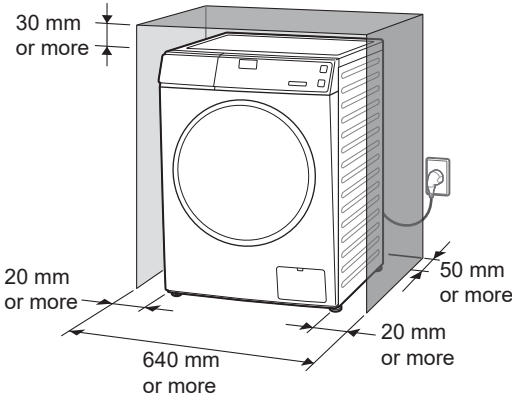
**Make sure to ask a service person for installation.**

- Do not install the appliance by yourself.
- Follow this installation method. If you do not, Panasonic will not be liable for any accidents or damages.

## Appliance dimensions


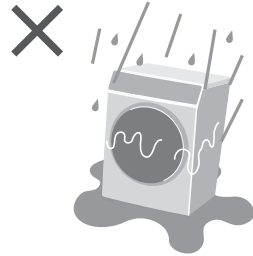


## Set-in installation



- Do not let the metallic portions of the appliance come into contact with metal sinks or other appliances.


## Check the location.



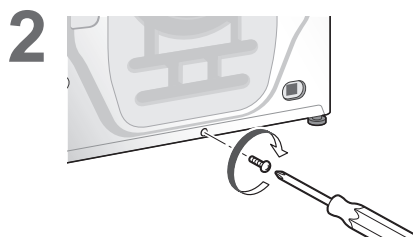
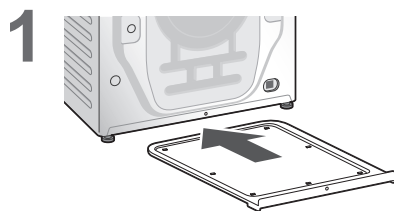
# Installation **Moving and Installing**

## Carrying the appliance

Do not do it alone.

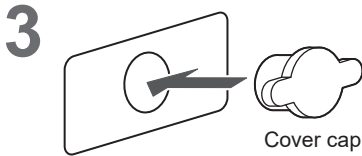
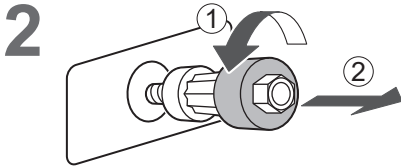
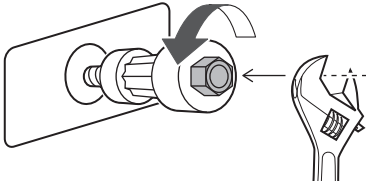
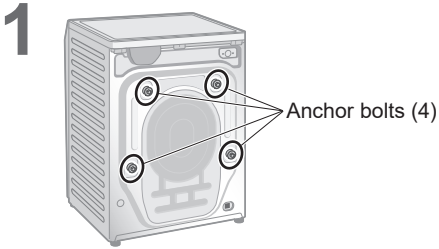


## Installation of bottom cover






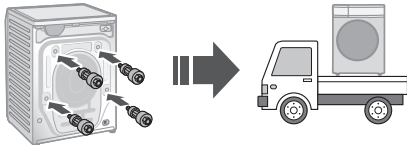
## Removing the anchor bolts



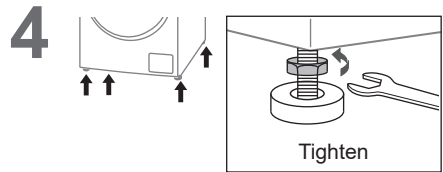
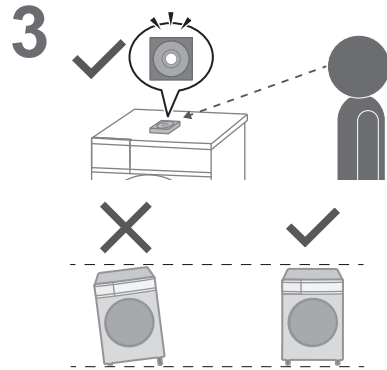
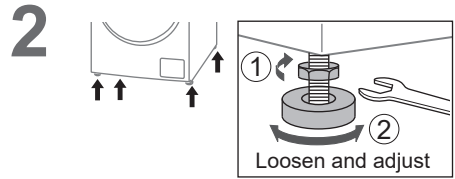
NOTE



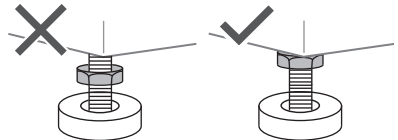
### ■ Moving the appliance again



## Levelling the appliance



NOTE



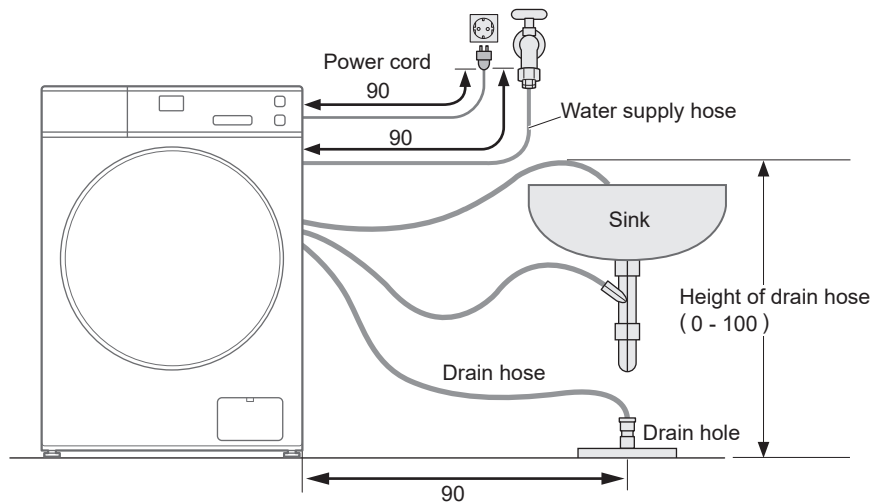
# Installation **Connecting the Hoses**

Connect the hoses properly to prevent water leaks.

## Maximum connection distances for hoses and the power cord

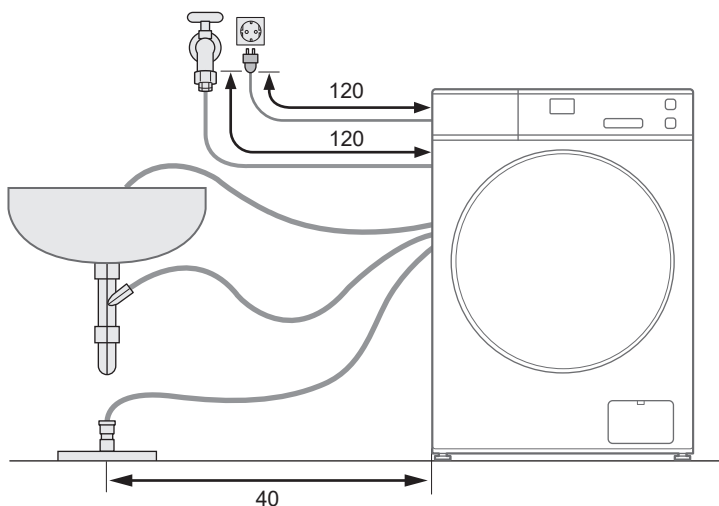
### Right side connection

(cm)



### Left side connection

(cm)



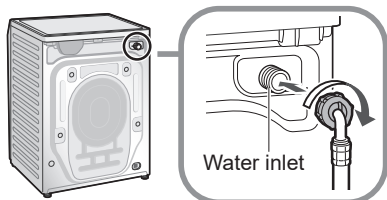
## Water supply hose

### ■ Connecting the water supply hose

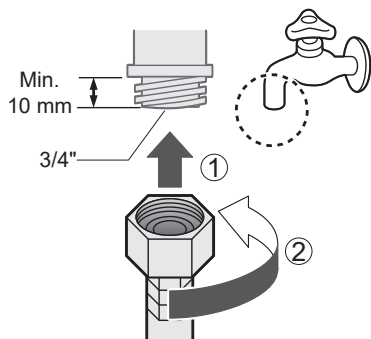
#### CAUTION

- Tighten the nut firmly.
- Do not twist, squash, modify or cut the hose.

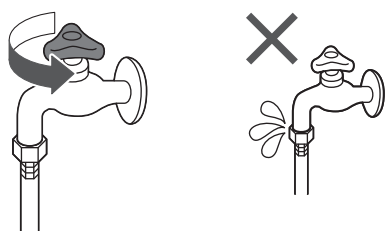
1



2



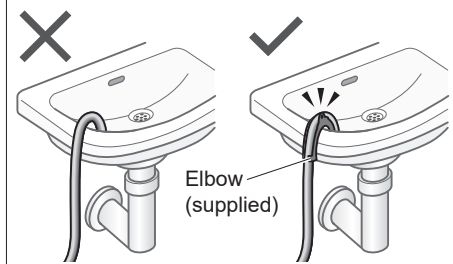
3



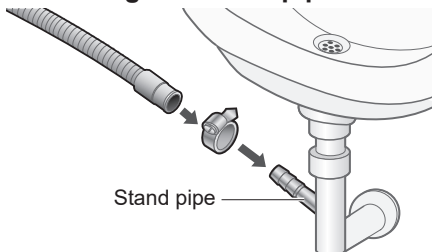
## Drain hose

### ■ Draining to a sink or wash basin

#### NOTICE



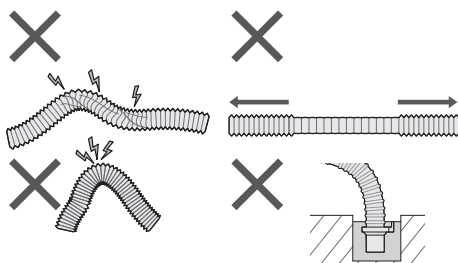
### ■ Draining to a stand pipe




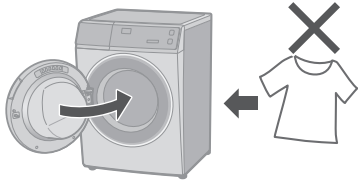




### ■ Draining to a drain hole




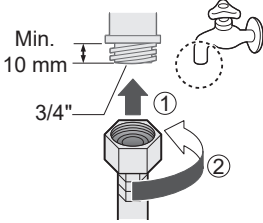
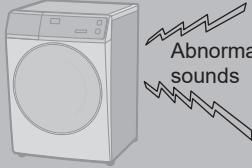
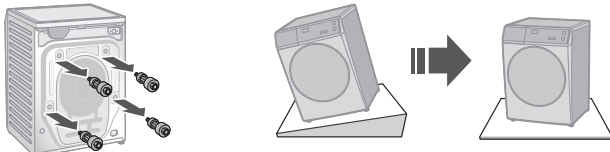

#### NOTE



# Installation **Test Run**

- 1 
- 2 
- 3   
On
- 4   
Smart Slider  
 **Rapid 15**
- 5   
Start

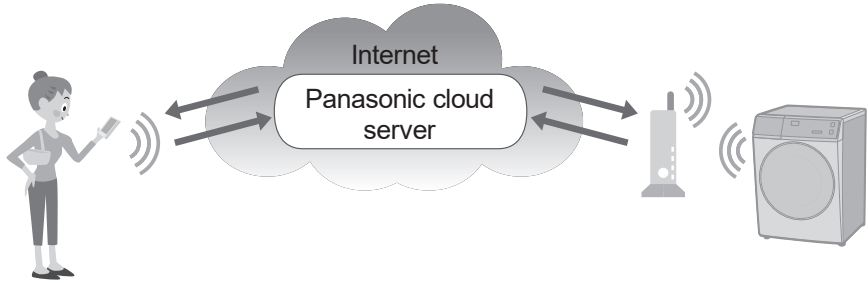
## Checking after test run

Problem	Causes and Measures
<p><b>Water leaks</b></p> 	<p>Connect the water supply hose properly</p> 
<p><b>Abnormal sounds</b></p> 	<ul style="list-style-type: none"> <li>● Remove the anchor bolts (P. 45)</li> <li>● Install stably</li> </ul> 
<p><b>Error display</b></p> 	<p>See P. 41.</p>

# Panasonic SmartApp+ V10FR1

More convenient with your smartphone

You can use the service using the “Panasonic SmartApp+”.




**You can operate the washing machine or set the timer with application.**

**Support program selection from program history.**

**We have “My Favorite” program. You can create original programs with your favorite settings.**

- Up to 10 programs.



Notification of washing status and end of operation.

**Clothes can be taken out immediately after washing.**

- The contents, functions and designs of this service are subject to change or termination without prior notice.

# Panasonic SmartApp+ (continued)

## Required Equipment and Environment

Let's check the equipment required to use the app.

- Android or iOS (iPhone) smartphone

- About supported OS

<https://www.panasonic.com/fiot/wash/>



Panasonic Website



- Internet environment

Please confirm that it is a broadband line.

Example) FTTH (optical fiber), ADSL, CATV (cable television), etc.

Internet communication charges will be borne by the customer.



- Wireless LAN router

Use a wireless LAN router to connect to the internet.



### NOTE

- Make sure that the wireless LAN router has a communication standard of 2.4 GHz band. (Communication standards: IEEE802.11b, IEEE802.11g, IEEE802.11n) Other than the above cannot be used.
- Models that only support WEP cannot be used.
- As a security measure, be sure to use a wireless LAN router that can set the encryption method WPA3, WPA2, or WPA.
- We recommend WPA3 and WPA2 (AES) as the encryption method.
- We do not guarantee the operation of all wireless LAN routers. (Mobile router is not guaranteed to work.)

## Initial Settings



Follow the settings on the screen of the app.

### 1 Install the “Panasonic SmartApp+” (free)

- You can find the link to download the application from “Panasonic Website”.

<https://www.panasonic.com/fiot/wash/>



Panasonic Website

- Alternatively, you can search for the “Panasonic SmartApp+” app on Google Play (Android) or App Store (iOS) and install the app.
- You can also scan the link to install the app from the QR code pasted on the washing machine.

### 2 Follow instructions displayed on the screen of the app and register the washing machine.

- Operate in a position where you can check the display on the washing machine.
- It cannot be operated while the washing machine is running.



Use the app (P. 52)

# Panasonic SmartApp+ (continued)

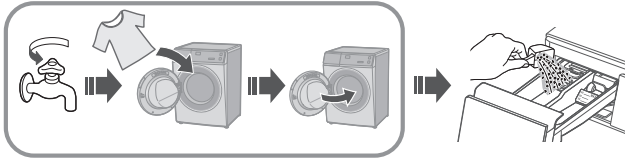
## Using the “Panasonic SmartApp+”

After initial setting is completed, you can use the app.

### Preparing to use the “Remote” function

You need to prepare the washing machine before going out.

1



#### NOTE

- Close the door completely.

2



On



Lights  
(On)

3



Hold  
5 sec.



Approx. 2 sec.


After 10 min.



All other indications  
turn off, except:



#### NOTE

- To cancel the remote control mode and unlock the door → turn the power off.
- When there is no remote control from the app, the remote control mode is released after 23 hours. During remote control mode, all buttons on the appliance (except ) are disabled. You can only control the washing machine from the app. After 23 hours, the normal screen is displayed and the remote control is disable.

To check the communication status with the lamp on control panel.

■ Lamp position



Light up Communicatable (Connected)



Blinking Trying to communicate  
(Connecting to server)



Off Not connected





## Initializing

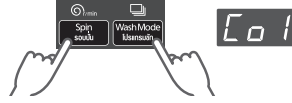
- When you stop using the “Panasonic SmartApp+”
- Suspected use due to unauthorized access
- If the appliance is a pre-owned machine
- When you dispose of or transfer the washing machine

Reset the wireless LAN settings to the default settings.  
(Operate on the washing machine)  
You should also stop using the service of the app.

1

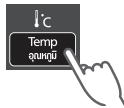


2

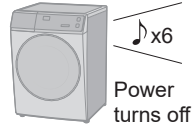


**Hold 5 sec.**

3



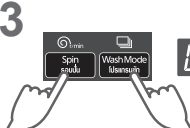



4



# Panasonic SmartApp+ (continued)

## Error Display

Error display	Causes & Measures
<p><b>U81</b></p>	<ul style="list-style-type: none"> <li>Failed to connect the washing machine and the wireless LAN router. Check the following.               <ul style="list-style-type: none"> <li>The router is not turned on. → Turn on the power.</li> <li>The distance between the router and the washing machine is too long. → Bring the router closer.</li> <li>There is a device that uses radio waves, such as a microwave oven, nearby.                   <ul style="list-style-type: none"> <li>→Keep a distance.</li> <li>→Stop using the device or wait a while and try again.</li> </ul> </li> <li>Multiple devices are connected to the router.                   <ul style="list-style-type: none"> <li>→Turn off the power of the device you are not using.</li> </ul> </li> </ul> </li> </ul>
<p><b>U82</b></p>	<ul style="list-style-type: none"> <li>Communication error with the server.</li> <li>There may be a problem with your internet connection.               <ul style="list-style-type: none"> <li>→ If you do not know the cause, contact your provider, carrier, or router manufacturer.</li> </ul> </li> </ul>
<p><b>U83</b></p>	<ul style="list-style-type: none"> <li>In “Backup connection”, SSID or password of the router is incorrect.               <ul style="list-style-type: none"> <li>→ Check the description of the router.</li> </ul> </li> <li>Failed to connect the washing machine and the router.               <ul style="list-style-type: none"> <li>→ Check the above “U81”.</li> </ul> </li> </ul>
<p><b>U84</b></p>	<ul style="list-style-type: none"> <li>“Scan connection” failed. Check the following.               <ul style="list-style-type: none"> <li>The Bluetooth® setting on your smartphone is turned off.</li> <li>The QR code cannot be read correctly.</li> </ul> <ul style="list-style-type: none"> <li>→ Make sure that the Bluetooth® setting is ON, and then connect again. If you still cannot connect, please try “Backup connection”.</li> </ul> </li> </ul>
<p>The app displayed the word like “Cannot communicate with the washing machine.”</p>	<ul style="list-style-type: none"> <li>Communicate again after a while, or check the connection status by the following method.               <ol style="list-style-type: none"> <li> Turn off</li> <li> On</li> <li> <b>Hold 5 sec.</b></li> <li> Timer</li> </ol> <ul style="list-style-type: none"> <li>→ If “U81”, “U82”, etc. are displayed, it is a connection error. Check the above.</li> </ul> </li> </ul>

## Usage for wireless LAN/Bluetooth®

### ■ Usage restrictions

Please note that there are the following restrictions on use. Panasonic is not liable for any incidental damages resulting from the failure to comply with the restrictions and the use or inability to use the machine.

- Do not connect to a wireless network that you do not have permission to use. A wireless network (SSID\*) that you do not have permission to use during automatic search of the wireless network environment may be displayed, but if you connect, it may be considered as unauthorized access.
- Do not use in a place where magnetic field, static electricity, or radio interference is generated. If you use it near the following devices, communication may be interrupted or the speed may slow down.
  - Microwave oven
  - Other wireless LAN / Bluetooth® devices
  - Other devices that use radio waves in the 2.4 GHz band (digital cordless phones, wireless audio devices, game consoles, PC peripherals, etc.)
  - Metal objects that easily reflect radio waves

---

\* A name used to identify a specific network on a wireless LAN. If this SSID matches on both devices, communication is possible.

### ■ Security measures

- Since the wireless LAN uses radio waves to send and receive data, there is a risk of unauthorized access. Take security measures to ensure the safety of your data. (P. 50) Please note that we are not responsible for any problems that occur without taking security measures.
- For the password (encryption key) of the wireless LAN router, refer to the instruction manual of the wireless LAN router and set it in consideration of security.

### ■ About firmware

- This machine has a function to connect to our firmware update server via the Internet and automatically update its own firmware to the latest version. Since wireless communication is temporarily interrupted during the update, communication may be interrupted or the speed may slow down.
- Do not analyze or modify the firmware.

# Panasonic SmartApp+ (continued)

## Copyright, etc.

- Android and Google Play are trademarks or registered trademarks of Google LLC.
- iPhone is a trademark of Apple Inc., registered in the U.S. and other countries.
- The App Store is a service mark of Apple Inc.
- “WPA™”, “WPA2™” and “WPA3™” are trademarks of “Wi-Fi Alliance®”.
- QR Code is registered trademark of DENSO WAVE INCORPORATED.
- Bluetooth® word mark and logo are registered trademarks owned by Bluetooth SIG, Inc.
- Panasonic Corporation uses these marks under license. Other trademarks and trade names are property of their respective owners.
- Other names, company names, product names, etc. described in this manual are trademarks or registered trademarks of their respective companies. Some ™ and ® marks are not included in the text.

### ■ About software

This product consists of the following types of software.

- (1) Software developed by or for Panasonic Corporation (Panasonic)
- (2) Software owned by a third party and licensed to Panasonic
- (3) Conditionally licensed open source software

The software classified in (3) above is distributed with the expectation that it will be useful on its own, but we do not warrant any implied guarantee of “commerciality” or “fitness for a specific purpose”. No warranty is given, including.

### cJSON

Copyright (c) 2009 Dave Gamble  
Copyright (c) 2009-2017 Dave Gamble and cJSON contributors

Permission is hereby granted, free of charge, to any person obtaining a copy of this software and associated documentation files (the “Software”), to deal in the Software without restriction, including without limitation the rights to use, copy, modify, merge, publish, distribute, sublicense, and/or sell copies of the Software, and to permit persons to whom the Software is furnished to do so, subject to the following conditions:

The above copyright notice and this permission notice shall be included in all copies or substantial portions of the Software.

THE SOFTWARE IS PROVIDED “AS IS”, WITHOUT WARRANTY OF ANY KIND, EXPRESS OR IMPLIED, INCLUDING BUT NOT LIMITED TO THE WARRANTIES OF MERCHANTABILITY, FITNESS FOR A PARTICULAR PURPOSE AND NONINFRINGEMENT. IN NO EVENT SHALL THE AUTHORS OR COPYRIGHT HOLDERS BE LIABLE FOR ANY CLAIM, DAMAGES OR OTHER LIABILITY, WHETHER IN AN ACTION OF CONTRACT, TORT OR OTHERWISE, ARISING FROM, OUT OF OR IN CONNECTION WITH THE SOFTWARE OR THE USE OR OTHER DEALINGS IN THE SOFTWARE.

### wpa\_supplicant

Copyright (c) 2005-2009, Jouni Malinen <j@w1.fi>  
Copyright (c) 2008, Jouni Malinen <j@w1.fi>

wpa\_supplicant  
=====

Copyright (c) 2003-2019, Jouni Malinen <j@w1.fi> and contributors All Rights Reserved.

This program is licensed under the BSD license (the one with advertisement clause removed).

If you are submitting changes to the project, please see CONTRIBUTIONS file for more instructions.

License  
-----

This software may be distributed, used, and modified under the terms of BSD license:

Redistribution and use in source and binary forms, with or without modification, are permitted provided that the following conditions are met:

1. Redistributions of source code must retain the above copyright notice, this list of conditions and the following disclaimer.
2. Redistributions in binary form must reproduce the above copyright notice, this list of conditions and the following disclaimer in the documentation and/or other materials provided with the distribution.

3. Neither the name(s) of the above-listed copyright holder(s) nor the names of its contributors may be used to endorse or promote products derived from this software without specific prior written permission.

THIS SOFTWARE IS PROVIDED BY THE COPYRIGHT HOLDERS AND CONTRIBUTORS "AS IS" AND ANY EXPRESS OR IMPLIED WARRANTIES, INCLUDING, BUT NOT LIMITED TO, THE IMPLIED WARRANTIES OF MERCHANTABILITY AND FITNESS FOR A PARTICULAR PURPOSE ARE DISCLAIMED. IN NO EVENT SHALL THE COPYRIGHT OWNER OR CONTRIBUTORS BE LIABLE FOR ANY DIRECT, INDIRECT, INCIDENTAL, SPECIAL, EXEMPLARY, OR CONSEQUENTIAL DAMAGES (INCLUDING, BUT NOT LIMITED TO, PROCUREMENT OF SUBSTITUTE GOODS OR SERVICES; LOSS OF USE, DATA, OR PROFITS; OR BUSINESS INTERRUPTION) HOWEVER CAUSED AND ON ANY THEORY OF LIABILITY, WHETHER IN CONTRACT, STRICT LIABILITY, OR TORT (INCLUDING NEGLIGENCE OR OTHERWISE) ARISING IN ANY WAY OUT OF THE USE OF THIS SOFTWARE, EVEN IF ADVISED OF THE POSSIBILITY OF SUCH DAMAGE.

#### **Mbed TLS**

Copyright (C) 2006-2015, ARM Limited, All Rights Reserved  
Copyright (C) 2006-2016, ARM Limited, All Rights Reserved  
Copyright (C) 2006-2017, ARM Limited, All Rights Reserved  
Copyright (C) 2006-2018, ARM Limited, All Rights Reserved  
Copyright (C) 2006-2018, Arm Limited (or its affiliates), All Rights Reserved  
Copyright (C) 2006-2018, Arm Limited (or its affiliates), All Rights Reserved.  
Copyright (C) 2006-2019, ARM Limited, All Rights Reserved  
Copyright (C) 2006-2019, Arm Limited (or its affiliates), All Rights Reserved  
Copyright (C) 2016, ARM Limited, All Rights Reserved  
Copyright (C) 2016-2018, ARM Limited, All Rights Reserved  
Copyright (C) 2018, Arm Limited (or its affiliates), All Rights Reserved  
Copyright (C) 2018, Arm Limited, All Rights Reserved

#### **RealtekSDK**

(C) COPYRIGHT 2011 STMicroelectronics  
(c) COPYRIGHT 2017 Realtek Semiconductor Corporation  
Copyright (C) 2019 Amazon.com, Inc. or its affiliates. All Rights Reserved.  
Copyright (c) 2006-2013 ARM Limited  
Copyright (c) 2009-2016 ARM Limited. All rights reserved.  
Copyright (c) 2009-2017 ARM Limited. All rights reserved.  
Copyright (c) 2009-2018 Arm Limited. All rights reserved.  
Copyright (c) 2013 ARM LIMITED All rights reserved.  
Copyright (c) 2013 Realtek Semiconductor Corp.  
Copyright (c) 2013-2016 Realtek Semiconductor Corp.

Copyright (c) 2014, Realtek Semiconductor Corp. All rights reserved.  
Copyright (c) 2015, Realtek Semiconductor Corporation. All rights reserved.  
Copyright (c) 2015, Realtek Semiconductor Corp. All rights reserved.  
Copyright (c) 2015, Realtek Semiconductor Corporation. All rights reserved.  
Copyright (c) 2017, Realtek Semiconductor Corporation. All rights reserved.  
Copyright (c) 2017, Realtek Semiconductor Corporation. All rights reserved.  
Copyright (c) 2017-2018 Arm Limited. All rights reserved.  
Copyright 2014 Tencent. All rights reserved.  
Copyright(c) 2007 - 2012 Realtek Corporation. All rights reserved.  
Copyright(c) 2007 - 2016 Realtek Corporation. All rights reserved.  
Copyright(c) 2007 - 2017 Realtek Corporation. All rights reserved.  
Copyright(c) 2007 - 2018 Realtek Corporation. All rights reserved.  
Copyright(c) 2014, Realtek Semiconductor Corporation. All rights reserved.  
Copyright(c) 2015, Realtek Semiconductor Corporation. All rights reserved.  
Copyright(c) 2016, Realtek Semiconductor Corporation. All rights reserved.  
Copyright(c) 2017, Realtek Semiconductor Corporation. All rights reserved.  
Copyright(c) 2019, Realtek Semiconductor Corporation. All rights reserved.  
copyright Kulesh Shanmugasundaram (kulesh [squiggly] isis.poly.edu)

#### **Apache License**

Version 2.0, January 2004  
<http://www.apache.org/licenses/>

TERMS AND CONDITIONS FOR USE, REPRODUCTION, AND DISTRIBUTION

#### **1. Definitions.**

"License" shall mean the terms and conditions for use, reproduction, and distribution as defined by Sections 1 through 9 of this document.

"Licensor" shall mean the copyright owner or entity authorized by the copyright owner that is granting the License.

"Legal Entity" shall mean the union of the acting entity and all other entities that control, are controlled by, or are under common control with that entity. For the purposes of this definition, "control" means (i) the power, direct or indirect, to cause the direction or management of such entity, whether by contract or otherwise, or (ii) ownership of fifty percent (50%) or more of the outstanding shares, or (iii) beneficial ownership of such entity.

"You" (or "Your") shall mean an individual or Legal Entity exercising permissions granted by this License.

"Source" form shall mean the preferred form for making modifications, including but not limited to software source code, documentation source, and configuration files.

# Panasonic SmartApp+ (continued)

## Copyright, etc. (continued)

"Object" form shall mean any form resulting from mechanical transformation or translation of a Source form, including but not limited to compiled object code, generated documentation, and conversions to other media types.

"Work" shall mean the work of authorship, whether in Source or Object form, made available under the License, as indicated by a copyright notice that is included in or attached to the work (an example is provided in the Appendix below).

"Derivative Works" shall mean any work, whether in Source or Object form, that is based on (or derived from) the Work and for which the editorial revisions, annotations, elaborations, or other modifications represent, as a whole, an original work of authorship. For the purposes of this License, Derivative Works shall not include works that remain separable from, or merely link (or bind by name) to the interfaces of, the Work and Derivative Works thereof.

"Contribution" shall mean any work of authorship, including the original version of the Work and any modifications or additions to that Work or Derivative Works thereof, that is intentionally submitted to Licensor for inclusion in the Work by the copyright owner or by an individual or Legal Entity authorized to submit on behalf of the copyright owner. For the purposes of this definition, "submitted" means any form of electronic, verbal, or written communication sent to the Licensor or its representatives, including but not limited to communication on electronic mailing lists, source code control systems, and issue tracking systems that are managed by, or on behalf of, the Licensor for the purpose of discussing and improving the Work, but excluding communication that is conspicuously marked or otherwise designated in writing by the copyright owner as "Not a Contribution".

"Contributor" shall mean Licensor and any individual or Legal Entity on behalf of whom a Contribution has been received by Licensor and subsequently incorporated within the Work.

### 2. Grant of Copyright License.

Subject to the terms and conditions of this License, each Contributor hereby grants to You a perpetual, worldwide, non-exclusive, no-charge, royalty-free, irrevocable copyright license to reproduce, prepare Derivative Works of, publicly display, publicly perform, sublicense, and distribute the Work and such Derivative Works in Source or Object form.

### 3. Grant of Patent License.

Subject to the terms and conditions of this License, each Contributor hereby grants to You a perpetual, worldwide, non-exclusive, no-charge, royalty-free, irrevocable (except as stated in this section) patent license to make, have made, use, offer to sell, sell, import, and otherwise transfer the Work, where such license applies only to those patent claims licensable by such Contributor that are necessarily infringed by their Contribution(s) alone or by combination of their Contribution(s) with the Work to which such Contribution(s) was submitted. If You institute patent litigation against any entity (including a cross-claim or counterclaim in a lawsuit) alleging that the Work or a Contribution incorporated within the Work constitutes direct or contributory patent infringement, then any patent licenses granted to You under this License for that Work shall terminate as of the date such litigation is filed.

### 4. Redistribution.

You may reproduce and distribute copies of the Work or Derivative Works thereof in any medium, with or without modifications, and in Source or Object form, provided that You meet the following conditions:

- (a) You must give any other recipients of the Work or Derivative Works a copy of this License; and
- (b) You must cause any modified files to carry prominent notices stating that You changed the files; and
- (c) You must retain, in the Source form of any Derivative Works that You distribute, all copyright, patent, trademark, and attribution notices from the Source form of the Work, excluding those notices that do not pertain to any part of the Derivative Works; and
- (d) If the Work includes a "NOTICE" text file as part of its distribution, then any Derivative Works that You distribute must include a readable copy of the attribution notices contained within such NOTICE file, excluding those notices that do not pertain to any part of the Derivative Works, in at least one of the following places: within a NOTICE text file distributed as part of the Derivative Works; within the Source form or documentation, if provided along with the Derivative Works; or, within a display generated by the Derivative Works, if and wherever such third-party notices normally appear. The contents of the NOTICE file are for informational purposes only and do not modify the License. You may add Your own attribution notices within Derivative Works that You distribute, alongside or as an addendum to the NOTICE text from the Work, provided that such additional attribution notices cannot be construed as modifying the License.

You may add Your own copyright statement to Your modifications and may provide additional or different license terms and conditions for use, reproduction, or distribution of Your modifications, or for any such Derivative Works as a whole, provided Your use, reproduction, and distribution of the Work otherwise complies with the conditions stated in this License.

### 5. Submission of Contributions.

Unless You explicitly state otherwise, any Contribution intentionally submitted for inclusion in the Work by You to the Licensor shall be under the terms and conditions of this License, without any additional terms or conditions. Notwithstanding the above, nothing herein shall supersede or modify the terms of any separate license agreement you may have executed with Licensor regarding such Contributions.

### 6. Trademarks.

This License does not grant permission to use the trade names, trademarks, service marks, or product names of the Licensor, except as required for reasonable and customary use in describing the origin of the Work and reproducing the content of the NOTICE file.

### 7. Disclaimer of Warranty.

Unless required by applicable law or agreed to in writing, Licensor provides the Work (and each Contributor provides its Contributions) on an "AS IS" BASIS, WITHOUT WARRANTIES OR CONDITIONS OF ANY KIND, either express or implied, including, without limitation, any warranties or conditions of TITLE, NON-INFRINGEMENT, MERCHANTABILITY,

or FITNESS FOR A PARTICULAR PURPOSE. You are solely responsible for determining the appropriateness of using or redistributing the Work and assume any risks associated with Your exercise of permissions under this License.

#### 8. Limitation of Liability.

In no event and under no legal theory, whether in tort (including negligence), contract, or otherwise, unless required by applicable law (such as deliberate and grossly negligent acts) or agreed to in writing, shall any Contributor be liable to You for damages, including any direct, indirect, special, incidental, or consequential damages of any character arising as a result of this License or out of the use or inability to use the Work (including but not limited to damages for loss of goodwill, work stoppage, computer failure or malfunction, or any and all other commercial damages or losses), even if such Contributor has been advised of the possibility of such damages.

#### 9. Accepting Warranty or Additional Liability.

While redistributing the Work or Derivative Works thereof, You may choose to offer, and charge a fee for, acceptance of support, warranty, indemnity, or other liability obligations and/or rights consistent with this License. However, in accepting such obligations, You may act only on Your own behalf and on Your sole responsibility, not on behalf of any other Contributor, and only if You agree to indemnify, defend, and hold each Contributor harmless for any liability incurred by, or claims asserted against, such Contributor by reason of your accepting any such warranty or additional liability.

END OF TERMS AND CONDITIONS

APPENDIX: How to apply the Apache License to your work.

To apply the Apache License to your work, attach the following boilerplate notice, with the fields enclosed by brackets “[ ]” replaced with your own identifying information. (Don't include the brackets!) The text should be enclosed in the appropriate comment syntax for the file format. We also recommend that a file or class name and description of purpose be included on the same “printed page” as the copyright notice for easier identification within third-party archives.

Copyright [yyyy] [name of copyright owner]

Licensed under the Apache License, Version 2.0 (the “License”);  
you may not use this file except in compliance with the License.  
You may obtain a copy of the License at

<http://www.apache.org/licenses/LICENSE-2.0>

Unless required by applicable law or agreed to in writing, software distributed under the License is distributed on an “AS IS” BASIS, WITHOUT WARRANTIES OR CONDITIONS OF ANY KIND, either express or implied. See the License for the specific language governing permissions and limitations under the License.

#### lwIP

Copyright (c) 1997 Global Election Systems Inc.  
Copyright (c) 2001-2003 Swedish Institute of Computer Science.  
Copyright (c) 2001-2003 Swedish Institute of Computer Science. All rights reserved.  
Copyright (c) 2001-2004 Axon Digital Design B.V., The Netherlands. All rights reserved.  
Copyright (c) 2001-2004 Leon Woestenberg <leon.woestenberg@gmx.net>  
Copyright (c) 2001-2004 Swedish Institute of Computer Science. All rights reserved.  
Copyright (c) 2002 CITEL Technologies Ltd. All rights reserved.  
Copyright (c) 2002-2003, Adam Dunkels.  
Copyright (c) 2002-2003, Adam Dunkels. All rights reserved.  
Copyright (c) 2003 by Marc Boucher, Services Informatiques (MBSI) inc.  
Copyright (c) 2003-2004 Axon Digital Design B.V., The Netherlands. All rights reserved.  
Copyright (c) 2003-2004 Leon Woestenberg <leon.woestenberg@axon.tv>  
Copyright (c) 2007 Dominik Spies <kontakt@dspies.de> All rights reserved.  
Copyright (c) 2010 Inico Technologies Ltd. All rights reserved.  
Copyright (c) 2016 The MINIX 3 Project. All rights reserved.

/\*

\*Copyright (c) 2001, 2002 Swedish Institute of  
\*Computer Science. All rights reserved.

\*

\*Redistribution and use in source and binary forms,  
\*with or without modification, are permitted provided  
\*that the following conditions are met:

\*

- \*1. Redistributions of source code must retain the  
\* above copyright notice, this list of conditions and the  
\* following disclaimer.
- \*2. Redistributions in binary form must reproduce the  
\* above copyright notice, this list of conditions and the  
\* following disclaimer in the documentation and/or  
\* other materials provided with the distribution.
- \*3. The name of the author may not be used to endorse  
\* or promote products derived from this software  
\* without specific prior written permission.

\*

\*THIS SOFTWARE IS PROVIDED BY THE  
\*AUTHOR “AS IS” AND ANY EXPRESS OR IMPLIED  
\*WARRANTIES, INCLUDING, BUT NOT LIMITED TO,  
\*THE IMPLIED WARRANTIES OF MERCHANTABILITY  
\*AND FITNESS FOR A PARTICULAR PURPOSE ARE  
\*DISCLAIMED. IN NO EVENT SHALL THE AUTHOR BE  
\*LIABLE FOR ANY DIRECT, INDIRECT, INCIDENTAL,  
\*SPECIAL, EXEMPLARY, OR CONSEQUENTIAL  
\*DAMAGES (INCLUDING, BUT NOT LIMITED TO,  
\*PROCUREMENT OF SUBSTITUTE GOODS OR  
\*SERVICES; LOSS OF USE, DATA, OR PROFITS;  
\*OR BUSINESS INTERRUPTION) HOWEVER  
\*CAUSED AND ON ANY THEORY OF LIABILITY,  
\*WHETHER IN CONTRACT, STRICT LIABILITY, OR

# Panasonic SmartApp+ (continued)

## Copyright, etc. (continued)

\*TORT (INCLUDING NEGLIGENCE OR OTHERWISE)  
\*ARISING IN ANY WAY OUT OF THE USE OF  
\*THIS SOFTWARE, EVEN IF ADVISED OF THE  
\*POSSIBILITY OF SUCH DAMAGE.

\*  
\*This file is part of the lwIP TCP/IP stack.

\*  
\*Author: Adam Dunkels <adam@sics.se>

\*/

### FreeRTOS

Copyright (C) 2017 Amazon.com, Inc. or its affiliates.  
All Rights Reserved.

Copyright (C) 2019 Amazon.com, Inc. or its affiliates.  
All Rights Reserved.

The FreeRTOS kernel is released under the MIT open source license, the text of which is provided below.

This license covers the FreeRTOS kernel source files, which are located in the /FreeRTOS/Source directory of the official FreeRTOS kernel download. It also covers most of the source files in the demo application projects, which are located in the /FreeRTOS/Demo directory of the official FreeRTOS kernel download. The demo projects may also include third party software that is not part of FreeRTOS and is licensed separately to FreeRTOS. Examples of third party software includes header files provided by chip or tools vendors, linker scripts, peripheral drivers, etc. All the software in subdirectories of the /FreeRTOS directory is either open source or distributed with permission, and is free for use. For the avoidance of doubt, refer to the comments at the top of each source file.

License text:

-----  
Copyright (C) 2019 Amazon.com, Inc. or its affiliates.  
All Rights Reserved.

Permission is hereby granted, free of charge, to any person obtaining a copy of this software and associated documentation files (the "Software"), to deal in the Software without restriction, including without limitation the rights to use, copy, modify, merge, publish, distribute, sublicense, and/or sell copies of the Software, and to permit persons to whom the Software is furnished to do so, subject to the following conditions:

The above copyright notice and this permission notice shall be included in all copies or substantial portions of the Software.

THE SOFTWARE IS PROVIDED "AS IS", WITHOUT WARRANTY OF ANY KIND, EXPRESS OR IMPLIED, INCLUDING BUT NOT LIMITED TO THE WARRANTIES OF MERCHANTABILITY, FITNESS FOR A PARTICULAR PURPOSE AND NONINFRINGEMENT. IN NO EVENT SHALL THE AUTHORS OR COPYRIGHT HOLDERS BE LIABLE FOR ANY CLAIM, DAMAGES OR OTHER LIABILITY,

WHETHER IN AN ACTION OF CONTRACT, TORT OR OTHERWISE, ARISING FROM, OUT OF OR IN CONNECTION WITH THE SOFTWARE OR THE USE OR OTHER DEALINGS IN THE SOFTWARE.

### newlib

The newlib subdirectory is a collection of software from several sources.

Each file may have its own copyright/license that is embedded in the source file. Unless otherwise noted in the body of the source file(s), the following copyright notices will apply to the contents of the newlib subdirectory:

(1) Red Hat Incorporated

Copyright (c) 1994-2009 Red Hat, Inc.  
All rights reserved.

This copyrighted material is made available to anyone wishing to use, modify, copy, or redistribute it subject to the terms and conditions of the BSD License. This program is distributed in the hope that it will be useful, but WITHOUT ANY WARRANTY expressed or implied, including the implied warranties of MERCHANTABILITY or FITNESS FOR A PARTICULAR PURPOSE. A copy of this license is available at <http://www.opensource.org/licenses>. Any Red Hat trademarks that are incorporated in the source code or documentation are not subject to the BSD License and may only be used or replicated with the express permission of Red Hat, Inc.

(2) University of California, Berkeley

Copyright (c) 1981-2000 The Regents of the University of California. All rights reserved.

Redistribution and use in source and binary forms, with or without modification, are permitted provided that the following conditions are met:

- Redistributions of source code must retain the above copyright notice, this list of conditions and the following disclaimer.
- Redistributions in binary form must reproduce the above copyright notice, this list of conditions and the following disclaimer in the documentation and/or other materials provided with the distribution.
- Neither the name of the University nor the names of its contributors may be used to endorse or promote products derived from this software without specific prior written permission.

THIS SOFTWARE IS PROVIDED BY THE COPYRIGHT HOLDERS AND CONTRIBUTORS "AS IS" AND ANY EXPRESS OR IMPLIED WARRANTIES, INCLUDING, BUT NOT LIMITED TO, THE IMPLIED WARRANTIES OF MERCHANTABILITY AND FITNESS FOR A PARTICULAR PURPOSE ARE DISCLAIMED. IN NO EVENT SHALL THE COPYRIGHT OWNER



OR CONTRIBUTORS BE LIABLE FOR ANY DIRECT, INDIRECT, INCIDENTAL, SPECIAL, EXEMPLARY, OR CONSEQUENTIAL DAMAGES (INCLUDING, BUT NOT LIMITED TO, PROCUREMENT OF SUBSTITUTE GOODS OR SERVICES; LOSS OF USE, DATA, OR PROFITS; OR BUSINESS INTERRUPTION) HOWEVER CAUSED AND ON ANY THEORY OF LIABILITY, WHETHER IN CONTRACT, STRICT LIABILITY, OR TORT (INCLUDING NEGLIGENCE OR OTHERWISE) ARISING IN ANY WAY OUT OF THE USE OF THIS SOFTWARE, EVEN IF ADVISED OF THE POSSIBILITY OF SUCH DAMAGE.

(3) David M. Gay (AT&T 1991, Lucent 1998)

The author of this software is David M. Gay.

Copyright (c) 1991 by AT&T.

Permission to use, copy, modify, and distribute this software for any purpose without fee is hereby granted, provided that this entire notice is included in all copies of any software which is or includes a copy or modification of this software and in all copies of the supporting documentation for such software.

THIS SOFTWARE IS BEING PROVIDED "AS IS", WITHOUT ANY EXPRESS OR IMPLIED WARRANTY. IN PARTICULAR, NEITHER THE AUTHOR NOR AT&T MAKES ANY REPRESENTATION OR WARRANTY OF ANY KIND CONCERNING THE MERCHANTABILITY OF THIS SOFTWARE OR ITS FITNESS FOR ANY PARTICULAR PURPOSE.

-----  
The author of this software is David M. Gay.

Copyright (C) 1998-2001 by Lucent Technologies All Rights Reserved

Permission to use, copy, modify, and distribute this software and its documentation for any purpose and without fee is hereby granted, provided that the above copyright notice appear in all copies and that both that the copyright notice and this permission notice and warranty disclaimer appear in supporting documentation, and that the name of Lucent or any of its entities not be used in advertising or publicity pertaining to distribution of the software without specific, written prior permission.

LUCENT DISCLAIMS ALL WARRANTIES WITH REGARD TO THIS SOFTWARE, INCLUDING ALL IMPLIED WARRANTIES OF MERCHANTABILITY AND FITNESS. IN NO EVENT SHALL LUCENT OR ANY OF ITS ENTITIES BE LIABLE FOR ANY SPECIAL, INDIRECT OR CONSEQUENTIAL DAMAGES OR ANY DAMAGES WHATSOEVER RESULTING FROM LOSS OF USE, DATA OR PROFITS, WHETHER IN AN ACTION OF CONTRACT, NEGLIGENCE OR OTHER TORTIOUS ACTION, ARISING OUT OF OR IN

CONNECTION WITH THE USE OR PERFORMANCE OF THIS SOFTWARE.

(4) Advanced Micro Devices

Copyright 1989, 1990 Advanced Micro Devices, Inc.

This software is the property of Advanced Micro Devices, Inc (AMD) which specifically grants the user the right to modify, use and distribute this software provided this notice is not removed or altered. All other rights are reserved by AMD.

AMD MAKES NO WARRANTY OF ANY KIND, EXPRESS OR IMPLIED, WITH REGARD TO THIS SOFTWARE. IN NO EVENT SHALL AMD BE LIABLE FOR INCIDENTAL OR CONSEQUENTIAL DAMAGES IN CONNECTION WITH OR ARISING FROM THE FURNISHING, PERFORMANCE, OR USE OF THIS SOFTWARE.

So that all may benefit from your experience, please report any problems or suggestions about this software to the 29K Technical Support Center at 800-29-29-AMD (800-292-9263) in the USA, or 0800-89-1131 in the UK, or 0031-11-1129 in Japan, toll free. The direct dial number is 512-462-4118.

Advanced Micro Devices, Inc.  
29K Support Products  
Mail Stop 573  
5900 E. Ben White Blvd.  
Austin, TX 78741  
800-292-9263

(7) Sun Microsystems

Copyright (C) 1993 by Sun Microsystems, Inc.  
All rights reserved.

Developed at SunPro, a Sun Microsystems, Inc. business.

Permission to use, copy, modify, and distribute this software is freely granted, provided that this notice is preserved.

(8) Hewlett Packard

(c) Copyright 1986 HEWLETT-PACKARD COMPANY

To anyone who acknowledges that this file is provided "AS IS" without any express or implied warranty:

permission to use, copy, modify, and distribute this file for any purpose is hereby granted without fee, provided that the above copyright notice and this notice appears in all copies, and that the name of Hewlett-Packard Company not be used in advertising or publicity pertaining to distribution of the software without specific, written prior permission.

Hewlett-Packard Company makes no representations about the suitability of this software for any purpose.

# Panasonic SmartApp+ (continued)

## Copyright, etc. (continued)

(9) Hans-Peter Nilsson

Copyright (C) 2001 Hans-Peter Nilsson

Permission to use, copy, modify, and distribute this software is freely granted, provided that the above copyright notice, this notice and the following disclaimer are preserved with no changes.

THIS SOFTWARE IS PROVIDED "AS IS" AND WITHOUT ANY EXPRESS OR IMPLIED WARRANTIES, INCLUDING, WITHOUT LIMITATION, THE IMPLIED WARRANTIES OF MERCHANTABILITY AND FITNESS FOR A PARTICULAR PURPOSE.

(11) Christopher G. Demetriou

Copyright (c) 2001 Christopher G. Demetriou  
All rights reserved.

Redistribution and use in source and binary forms, with or without modification, are permitted provided that the following conditions are met:

1. Redistributions of source code must retain the above copyright notice, this list of conditions and the following disclaimer.
2. Redistributions in binary form must reproduce the above copyright notice, this list of conditions and the following disclaimer in the documentation and/or other materials provided with the distribution.
3. The name of the author may not be used to endorse or promote products derived from this software without specific prior written permission.

THIS SOFTWARE IS PROVIDED BY THE AUTHOR "AS IS" AND ANY EXPRESS OR IMPLIED WARRANTIES, INCLUDING, BUT NOT LIMITED TO, THE IMPLIED WARRANTIES OF MERCHANTABILITY AND FITNESS FOR A PARTICULAR PURPOSE ARE DISCLAIMED. IN NO EVENT SHALL THE AUTHOR BE LIABLE FOR ANY DIRECT, INDIRECT, INCIDENTAL, SPECIAL, EXEMPLARY, OR CONSEQUENTIAL DAMAGES (INCLUDING, BUT NOT LIMITED TO, PROCUREMENT OF SUBSTITUTE GOODS OR SERVICES; LOSS OF USE, DATA, OR PROFITS; OR BUSINESS INTERRUPTION) HOWEVER CAUSED AND ON ANY THEORY OF LIABILITY, WHETHER IN CONTRACT, STRICT LIABILITY, OR TORT (INCLUDING NEGLIGENCE OR OTHERWISE) ARISING IN ANY WAY OUT OF THE USE OF THIS SOFTWARE, EVEN IF ADVISED OF THE POSSIBILITY OF SUCH DAMAGE.

(12) SuperH, Inc.

Copyright 2002 SuperH, Inc. All rights reserved

This software is the property of SuperH, Inc (SuperH) which specifically grants the user the right to modify, use and distribute this software provided this notice is not removed or altered. All other rights are reserved by SuperH.

SUPERH MAKES NO WARRANTY OF ANY KIND, EXPRESS OR IMPLIED, WITH REGARD TO THIS SOFTWARE. IN NO EVENT SHALL SUPERH BE LIABLE FOR INDIRECT, SPECIAL, INCIDENTAL OR CONSEQUENTIAL DAMAGES IN CONNECTION WITH OR ARISING FROM THE FURNISHING, PERFORMANCE, OR USE OF THIS SOFTWARE.

So that all may benefit from your experience, please report any problems or suggestions about this software to the SuperH Support Center via e-mail at [softwaresupport@superh.com](mailto:softwaresupport@superh.com).

SuperH, Inc.  
405 River Oaks Parkway  
San Jose  
CA 95134  
USA

(13) Royal Institute of Technology

Copyright (c) 1999 Kungliga Tekniska Högskolan (Royal Institute of Technology, Stockholm, Sweden).  
All rights reserved.

Redistribution and use in source and binary forms, with or without modification, are permitted provided that the following conditions are met:

1. Redistributions of source code must retain the above copyright notice, this list of conditions and the following disclaimer.
2. Redistributions in binary form must reproduce the above copyright notice, this list of conditions and the following disclaimer in the documentation and/or other materials provided with the distribution.
3. Neither the name of KTH nor the names of its contributors may be used to endorse or promote products derived from this software without specific prior written permission.

THIS SOFTWARE IS PROVIDED BY KTH AND ITS CONTRIBUTORS "AS IS" AND ANY EXPRESS OR IMPLIED WARRANTIES, INCLUDING, BUT NOT LIMITED TO, THE IMPLIED WARRANTIES OF MERCHANTABILITY AND FITNESS FOR A PARTICULAR PURPOSE ARE DISCLAIMED. IN NO EVENT SHALL KTH OR ITS CONTRIBUTORS BE LIABLE FOR ANY DIRECT, INDIRECT, INCIDENTAL, SPECIAL, EXEMPLARY, OR CONSEQUENTIAL DAMAGES (INCLUDING, BUT NOT LIMITED TO, PROCUREMENT OF SUBSTITUTE GOODS OR SERVICES; LOSS OF USE, DATA, OR PROFITS; OR BUSINESS INTERRUPTION) HOWEVER CAUSED AND ON ANY THEORY OF LIABILITY, WHETHER IN CONTRACT, STRICT LIABILITY, OR TORT (INCLUDING NEGLIGENCE OR OTHERWISE) ARISING IN ANY WAY OUT OF THE USE OF THIS SOFTWARE, EVEN IF ADVISED OF THE POSSIBILITY OF SUCH DAMAGE.

(14) Alexey Zelkin

Copyright (c) 2000, 2001 Alexey Zelkin <phantom@FreeBSD.org>  
All rights reserved.

Redistribution and use in source and binary forms, with or without modification, are permitted provided that the following conditions are met:

1. Redistributions of source code must retain the above copyright notice, this list of conditions and the following disclaimer.
2. Redistributions in binary form must reproduce the above copyright notice, this list of conditions and the following disclaimer in the documentation and/or other materials provided with the distribution.

THIS SOFTWARE IS PROVIDED BY THE AUTHOR AND CONTRIBUTORS "AS IS" AND ANY EXPRESS OR IMPLIED WARRANTIES, INCLUDING, BUT NOT LIMITED TO, THE IMPLIED WARRANTIES OF MERCHANTABILITY AND FITNESS FOR A PARTICULAR PURPOSE ARE DISCLAIMED. IN NO EVENT SHALL THE AUTHOR OR CONTRIBUTORS BE LIABLE FOR ANY DIRECT, INDIRECT, INCIDENTAL, SPECIAL, EXEMPLARY, OR CONSEQUENTIAL DAMAGES (INCLUDING, BUT NOT LIMITED TO, PROCUREMENT OF SUBSTITUTE GOODS OR SERVICES; LOSS OF USE, DATA, OR PROFITS; OR BUSINESS INTERRUPTION) HOWEVER CAUSED AND ON ANY THEORY OF LIABILITY, WHETHER IN CONTRACT, STRICT LIABILITY, OR TORT (INCLUDING NEGLIGENCE OR OTHERWISE) ARISING IN ANY WAY OUT OF THE USE OF THIS SOFTWARE, EVEN IF ADVISED OF THE POSSIBILITY OF SUCH DAMAGE.

(15) Andrey A. Chernov

Copyright (C) 1997 by Andrey A. Chernov, Moscow, Russia.  
All rights reserved.

Redistribution and use in source and binary forms, with or without modification, are permitted provided that the following conditions are met:

1. Redistributions of source code must retain the above copyright notice, this list of conditions and the following disclaimer.
2. Redistributions in binary form must reproduce the above copyright notice, this list of conditions and the following disclaimer in the documentation and/or other materials provided with the distribution.

THIS SOFTWARE IS PROVIDED BY THE AUTHOR "AS IS" AND ANY EXPRESS OR IMPLIED WARRANTIES, INCLUDING, BUT NOT LIMITED TO, THE IMPLIED WARRANTIES OF MERCHANTABILITY AND FITNESS FOR A PARTICULAR PURPOSE ARE DISCLAIMED. IN NO EVENT SHALL THE REGENTS OR CONTRIBUTORS BE LIABLE FOR ANY DIRECT, INDIRECT, INCIDENTAL, SPECIAL, EXEMPLARY, OR CONSEQUENTIAL DAMAGES (INCLUDING, BUT NOT LIMITED TO, PROCUREMENT OF SUBSTITUTE

GOODS OR SERVICES; LOSS OF USE, DATA, OR PROFITS; OR BUSINESS INTERRUPTION) HOWEVER CAUSED AND ON ANY THEORY OF LIABILITY, WHETHER IN CONTRACT, STRICT LIABILITY, OR TORT (INCLUDING NEGLIGENCE OR OTHERWISE) ARISING IN ANY WAY OUT OF THE USE OF THIS SOFTWARE, EVEN IF ADVISED OF THE POSSIBILITY OF SUCH DAMAGE.

(16) FreeBSD

Copyright (c) 1997-2002 FreeBSD Project.  
All rights reserved.

Redistribution and use in source and binary forms, with or without modification, are permitted provided that the following conditions are met:

1. Redistributions of source code must retain the above copyright notice, this list of conditions and the following disclaimer.
2. Redistributions in binary form must reproduce the above copyright notice, this list of conditions and the following disclaimer in the documentation and/or other materials provided with the distribution.

THIS SOFTWARE IS PROVIDED BY THE AUTHOR AND CONTRIBUTORS "AS IS" AND ANY EXPRESS OR IMPLIED WARRANTIES, INCLUDING, BUT NOT LIMITED TO, THE IMPLIED WARRANTIES OF MERCHANTABILITY AND FITNESS FOR A PARTICULAR PURPOSE ARE DISCLAIMED. IN NO EVENT SHALL THE AUTHOR OR CONTRIBUTORS BE LIABLE FOR ANY DIRECT, INDIRECT, INCIDENTAL, SPECIAL, EXEMPLARY, OR CONSEQUENTIAL DAMAGES (INCLUDING, BUT NOT LIMITED TO, PROCUREMENT OF SUBSTITUTE GOODS OR SERVICES; LOSS OF USE, DATA, OR PROFITS; OR BUSINESS INTERRUPTION) HOWEVER CAUSED AND ON ANY THEORY OF LIABILITY, WHETHER IN CONTRACT, STRICT LIABILITY, OR TORT (INCLUDING NEGLIGENCE OR OTHERWISE) ARISING IN ANY WAY OUT OF THE USE OF THIS SOFTWARE, EVEN IF ADVISED OF THE POSSIBILITY OF SUCH DAMAGE.

(17) S. L. Moshier

Author: S. L. Moshier.

Copyright (c) 1984,2000 S.L. Moshier

Permission to use, copy, modify, and distribute this software for any purpose without fee is hereby granted, provided that this entire notice is included in all copies of any software which is or includes a copy or modification of this software and in all copies of the supporting documentation for such software.

THIS SOFTWARE IS BEING PROVIDED "AS IS", WITHOUT ANY EXPRESS OR IMPLIED WARRANTY. IN PARTICULAR, THE AUTHOR MAKES NO REPRESENTATION OR WARRANTY OF ANY KIND CONCERNING THE MERCHANTABILITY

# Panasonic SmartApp+ (continued)

## Copyright, etc. (continued)

OF THIS SOFTWARE OR ITS FITNESS FOR ANY PARTICULAR PURPOSE.

(18) Citrus Project

Copyright (c)1999 Citrus Project,  
All rights reserved.

Redistribution and use in source and binary forms, with or without modification, are permitted provided that the following conditions are met:

1. Redistributions of source code must retain the above copyright notice, this list of conditions and the following disclaimer.
2. Redistributions in binary form must reproduce the above copyright notice, this list of conditions and the following disclaimer in the documentation and/or other materials provided with the distribution.

THIS SOFTWARE IS PROVIDED BY THE AUTHOR AND CONTRIBUTORS "AS IS" AND ANY EXPRESS OR IMPLIED WARRANTIES, INCLUDING, BUT NOT LIMITED TO, THE IMPLIED WARRANTIES OF MERCHANTABILITY AND FITNESS FOR A PARTICULAR PURPOSE ARE DISCLAIMED. IN NO EVENT SHALL THE AUTHOR OR CONTRIBUTORS BE LIABLE FOR ANY DIRECT, INDIRECT, INCIDENTAL, SPECIAL, EXEMPLARY, OR CONSEQUENTIAL DAMAGES (INCLUDING, BUT NOT LIMITED TO, PROCUREMENT OF SUBSTITUTE GOODS OR SERVICES; LOSS OF USE, DATA, OR PROFITS; OR BUSINESS INTERRUPTION) HOWEVER CAUSED AND ON ANY THEORY OF LIABILITY, WHETHER IN CONTRACT, STRICT LIABILITY, OR TORT (INCLUDING NEGLIGENCE OR OTHERWISE) ARISING IN ANY WAY OUT OF THE USE OF THIS SOFTWARE, EVEN IF ADVISED OF THE POSSIBILITY OF SUCH DAMAGE.

(19) Todd C. Miller

Copyright (c) 1998 Todd C. Miller  
<Todd.Miller@courtesan.com>  
All rights reserved.

Redistribution and use in source and binary forms, with or without modification, are permitted provided that the following conditions are met:

1. Redistributions of source code must retain the above copyright notice, this list of conditions and the following disclaimer.
2. Redistributions in binary form must reproduce the above copyright notice, this list of conditions and the following disclaimer in the documentation and/or other materials provided with the distribution.
3. The name of the author may not be used to endorse or promote products derived from this software without specific prior written permission.

THIS SOFTWARE IS PROVIDED "AS IS" AND ANY EXPRESS OR IMPLIED WARRANTIES, INCLUDING, BUT NOT LIMITED TO, THE IMPLIED WARRANTIES OF MERCHANTABILITY AND FITNESS FOR A PARTICULAR PURPOSE ARE DISCLAIMED.

IN NO EVENT SHALL THE AUTHOR BE LIABLE FOR ANY DIRECT, INDIRECT, INCIDENTAL, SPECIAL, EXEMPLARY, OR CONSEQUENTIAL DAMAGES (INCLUDING, BUT NOT LIMITED TO, PROCUREMENT OF SUBSTITUTE GOODS OR SERVICES; LOSS OF USE, DATA, OR PROFITS; OR BUSINESS INTERRUPTION) HOWEVER CAUSED AND ON ANY THEORY OF LIABILITY, WHETHER IN CONTRACT, STRICT LIABILITY, OR TORT (INCLUDING NEGLIGENCE OR OTHERWISE) ARISING IN ANY WAY OUT OF THE USE OF THIS SOFTWARE, EVEN IF ADVISED OF THE POSSIBILITY OF SUCH DAMAGE.

(20) DJ Delorie (i386)

Copyright (C) 1991 DJ Delorie  
All rights reserved.

Redistribution, modification, and use in source and binary forms is permitted provided that the above copyright notice and following paragraph are duplicated in all such forms.

This file is distributed WITHOUT ANY WARRANTY; without even the implied warranty of MERCHANTABILITY or FITNESS FOR A PARTICULAR PURPOSE.

(23) Intel (i960)

Copyright (c) 1993 Intel Corporation

Intel hereby grants you permission to copy, modify, and distribute this software and its documentation. Intel grants this permission provided that the above copyright notice appears in all copies and that both the copyright notice and this permission notice appear in supporting documentation. In addition, Intel grants this permission provided that you prominently mark as "not part of the original" any modifications made to this software or documentation, and that the name of Intel Corporation not be used in advertising or publicity pertaining to distribution of the software or the documentation without specific, written prior permission.

Intel Corporation provides this AS IS, WITHOUT ANY WARRANTY, EXPRESS OR IMPLIED, INCLUDING, WITHOUT LIMITATION, ANY WARRANTY OF MERCHANTABILITY OR FITNESS FOR A PARTICULAR PURPOSE. Intel makes no guarantee or representations regarding the use of, or the results of the use of, the software and documentation in terms of correctness, accuracy, reliability, currentness, or otherwise; and you rely on the software, documentation and results solely at your own risk.

IN NO EVENT SHALL INTEL BE LIABLE FOR ANY LOSS OF USE, LOSS OF BUSINESS, LOSS OF PROFITS, INDIRECT, INCIDENTAL, SPECIAL OR CONSEQUENTIAL DAMAGES OF ANY KIND. IN NO EVENT SHALL INTEL'S TOTAL LIABILITY EXCEED THE SUM PAID TO INTEL FOR THE PRODUCT LICENSED HEREUNDER.

(26) Mike Barcroft

Copyright (c) 2001 Mike Barcroft <mike@FreeBSD.org>  
All rights reserved.

Redistribution and use in source and binary forms, with or without modification, are permitted provided that the following conditions are met:

1. Redistributions of source code must retain the above copyright notice, this list of conditions and the following disclaimer.
2. Redistributions in binary form must reproduce the above copyright notice, this list of conditions and the following disclaimer in the documentation and/or other materials provided with the distribution.

THIS SOFTWARE IS PROVIDED BY THE AUTHOR AND CONTRIBUTORS "AS IS" AND ANY EXPRESS OR IMPLIED WARRANTIES, INCLUDING, BUT NOT LIMITED TO, THE IMPLIED WARRANTIES OF MERCHANTABILITY AND FITNESS FOR A PARTICULAR PURPOSE ARE DISCLAIMED. IN NO EVENT SHALL THE AUTHOR OR CONTRIBUTORS BE LIABLE FOR ANY DIRECT, INDIRECT, INCIDENTAL, SPECIAL, EXEMPLARY, OR CONSEQUENTIAL DAMAGES (INCLUDING, BUT NOT LIMITED TO, PROCUREMENT OF SUBSTITUTE GOODS OR SERVICES; LOSS OF USE, DATA, OR PROFITS; OR BUSINESS INTERRUPTION) HOWEVER CAUSED AND ON ANY THEORY OF LIABILITY, WHETHER IN CONTRACT, STRICT LIABILITY, OR TORT (INCLUDING NEGLIGENCE OR OTHERWISE) ARISING IN ANY WAY OUT OF THE USE OF THIS SOFTWARE, EVEN IF ADVISED OF THE POSSIBILITY OF SUCH DAMAGE.

(27) Konstantin Chuguev (--enable-newlib-iconv)

Copyright (c) 1999, 2000  
Konstantin Chuguev. All rights reserved.

Redistribution and use in source and binary forms, with or without modification, are permitted provided that the following conditions are met:

1. Redistributions of source code must retain the above copyright notice, this list of conditions and the following disclaimer.
2. Redistributions in binary form must reproduce the above copyright notice, this list of conditions and the following disclaimer in the documentation and/or other materials provided with the distribution.

THIS SOFTWARE IS PROVIDED BY THE AUTHOR AND CONTRIBUTORS "AS IS" AND ANY EXPRESS OR IMPLIED WARRANTIES, INCLUDING, BUT NOT LIMITED TO, THE IMPLIED WARRANTIES OF MERCHANTABILITY AND FITNESS FOR A PARTICULAR PURPOSE ARE DISCLAIMED. IN NO EVENT SHALL THE AUTHOR OR CONTRIBUTORS BE LIABLE FOR ANY DIRECT, INDIRECT, INCIDENTAL, SPECIAL, EXEMPLARY, OR CONSEQUENTIAL DAMAGES (INCLUDING, BUT NOT LIMITED TO, PROCUREMENT OF SUBSTITUTE GOODS OR SERVICES; LOSS OF USE, DATA, OR

PROFITS; OR BUSINESS INTERRUPTION) HOWEVER CAUSED AND ON ANY THEORY OF LIABILITY, WHETHER IN CONTRACT, STRICT LIABILITY, OR TORT (INCLUDING NEGLIGENCE OR OTHERWISE) ARISING IN ANY WAY OUT OF THE USE OF THIS SOFTWARE, EVEN IF ADVISED OF THE POSSIBILITY OF SUCH DAMAGE.

iconv (Charset Conversion Library) v2.0

(28) Artem Bityuckiy (--enable-newlib-iconv)

Copyright (c) 2003, Artem B. Bityuckiy, SoftMine Corporation.  
Rights transferred to Franklin Electronic Publishers.

Redistribution and use in source and binary forms, with or without modification, are permitted provided that the following conditions are met:

1. Redistributions of source code must retain the above copyright notice, this list of conditions and the following disclaimer.
2. Redistributions in binary form must reproduce the above copyright notice, this list of conditions and the following disclaimer in the documentation and/or other materials provided with the distribution.

THIS SOFTWARE IS PROVIDED BY THE AUTHOR AND CONTRIBUTORS "AS IS" AND ANY EXPRESS OR IMPLIED WARRANTIES, INCLUDING, BUT NOT LIMITED TO, THE IMPLIED WARRANTIES OF MERCHANTABILITY AND FITNESS FOR A PARTICULAR PURPOSE ARE DISCLAIMED. IN NO EVENT SHALL THE AUTHOR OR CONTRIBUTORS BE LIABLE FOR ANY DIRECT, INDIRECT, INCIDENTAL, SPECIAL, EXEMPLARY, OR CONSEQUENTIAL DAMAGES (INCLUDING, BUT NOT LIMITED TO, PROCUREMENT OF SUBSTITUTE GOODS OR SERVICES; LOSS OF USE, DATA, OR PROFITS; OR BUSINESS INTERRUPTION) HOWEVER CAUSED AND ON ANY THEORY OF LIABILITY, WHETHER IN CONTRACT, STRICT LIABILITY, OR TORT (INCLUDING NEGLIGENCE OR OTHERWISE) ARISING IN ANY WAY OUT OF THE USE OF THIS SOFTWARE, EVEN IF ADVISED OF THE POSSIBILITY OF SUCH DAMAGE.

(30) - Alex Tatmanjants (targets using libc/posix)

Copyright (c) 1995 Alex Tatmanjants  
<alex@elvisti.kiev.ua>  
at Electronni Visti IA, Kiev, Ukraine.  
All rights reserved.

Redistribution and use in source and binary forms, with or without modification, are permitted provided that the following conditions are met:

1. Redistributions of source code must retain the above copyright notice, this list of conditions and the following disclaimer.
2. Redistributions in binary form must reproduce the above copyright notice, this list of conditions and the following disclaimer in the documentation and/or other materials provided with the distribution.

# Panasonic SmartApp+ (continued)

## Copyright, etc. (continued)

THIS SOFTWARE IS PROVIDED BY THE AUTHOR "AS IS" AND ANY EXPRESS OR IMPLIED WARRANTIES, INCLUDING, BUT NOT LIMITED TO, THE IMPLIED WARRANTIES OF MERCHANTABILITY AND FITNESS FOR A PARTICULAR PURPOSE ARE DISCLAIMED. IN NO EVENT SHALL THE AUTHOR BE LIABLE FOR ANY DIRECT, INDIRECT, INCIDENTAL, SPECIAL, EXEMPLARY, OR CONSEQUENTIAL DAMAGES (INCLUDING, BUT NOT LIMITED TO, PROCUREMENT OF SUBSTITUTE GOODS OR SERVICES; LOSS OF USE, DATA, OR PROFITS; OR BUSINESS INTERRUPTION) HOWEVER CAUSED AND ON ANY THEORY OF LIABILITY, WHETHER IN CONTRACT, STRICT LIABILITY, OR TORT (INCLUDING NEGLIGENCE OR OTHERWISE) ARISING IN ANY WAY OUT OF THE USE OF THIS SOFTWARE, EVEN IF ADVISED OF THE POSSIBILITY OF SUCH DAMAGE.

(31) - M. Warner Losh (targets using libc/posix)

Copyright (c) 1998, M. Warner Losh <imp@freebsd.org>  
All rights reserved.

Redistribution and use in source and binary forms, with or without modification, are permitted provided that the following conditions are met:

1. Redistributions of source code must retain the above copyright notice, this list of conditions and the following disclaimer.
2. Redistributions in binary form must reproduce the above copyright notice, this list of conditions and the following disclaimer in the documentation and/or other materials provided with the distribution.

THIS SOFTWARE IS PROVIDED BY THE AUTHOR AND CONTRIBUTORS "AS IS" AND ANY EXPRESS OR IMPLIED WARRANTIES, INCLUDING, BUT NOT LIMITED TO, THE IMPLIED WARRANTIES OF MERCHANTABILITY AND FITNESS FOR A PARTICULAR PURPOSE ARE DISCLAIMED. IN NO EVENT SHALL THE AUTHOR OR CONTRIBUTORS BE LIABLE FOR ANY DIRECT, INDIRECT, INCIDENTAL, SPECIAL, EXEMPLARY, OR CONSEQUENTIAL DAMAGES (INCLUDING, BUT NOT LIMITED TO, PROCUREMENT OF SUBSTITUTE GOODS OR SERVICES; LOSS OF USE, DATA, OR PROFITS; OR BUSINESS INTERRUPTION) HOWEVER CAUSED AND ON ANY THEORY OF LIABILITY, WHETHER IN CONTRACT, STRICT LIABILITY, OR TORT (INCLUDING NEGLIGENCE OR OTHERWISE) ARISING IN ANY WAY OUT OF THE USE OF THIS SOFTWARE, EVEN IF ADVISED OF THE POSSIBILITY OF SUCH DAMAGE.

(32) - Andrey A. Chernov (targets using libc/posix)

Copyright (C) 1996 by Andrey A. Chernov, Moscow, Russia.

All rights reserved.

Redistribution and use in source and binary forms, with or without modification, are permitted provided that the following conditions are met:

1. Redistributions of source code must retain the above copyright notice, this list of conditions and the following disclaimer.
2. Redistributions in binary form must reproduce the above copyright notice, this list of conditions and the following disclaimer in the documentation and/or other materials provided with the distribution.

THIS SOFTWARE IS PROVIDED BY THE AUTHOR "AS IS" AND ANY EXPRESS OR IMPLIED WARRANTIES, INCLUDING, BUT NOT LIMITED TO, THE IMPLIED WARRANTIES OF MERCHANTABILITY AND FITNESS FOR A PARTICULAR PURPOSE ARE DISCLAIMED. IN NO EVENT SHALL THE REGENTS OR CONTRIBUTORS BE LIABLE FOR ANY DIRECT, INDIRECT, INCIDENTAL, SPECIAL, EXEMPLARY, OR CONSEQUENTIAL DAMAGES (INCLUDING, BUT NOT LIMITED TO, PROCUREMENT OF SUBSTITUTE GOODS OR SERVICES; LOSS OF USE, DATA, OR PROFITS; OR BUSINESS INTERRUPTION) HOWEVER CAUSED AND ON ANY THEORY OF LIABILITY, WHETHER IN CONTRACT, STRICT LIABILITY, OR TORT (INCLUDING NEGLIGENCE OR OTHERWISE) ARISING IN ANY WAY OUT OF THE USE OF THIS SOFTWARE, EVEN IF ADVISED OF THE POSSIBILITY OF SUCH DAMAGE.

(33) - Daniel Eischen (targets using libc/posix)

Copyright (c) 2001 Daniel Eischen  
<deischen@FreeBSD.org>  
All rights reserved.

Redistribution and use in source and binary forms, with or without modification, are permitted provided that the following conditions are met:

1. Redistributions of source code must retain the above copyright notice, this list of conditions and the following disclaimer.
2. Redistributions in binary form must reproduce the above copyright notice, this list of conditions and the following disclaimer in the documentation and/or other materials provided with the distribution.

THIS SOFTWARE IS PROVIDED BY THE AUTHOR AND CONTRIBUTORS "AS IS" AND ANY EXPRESS OR IMPLIED WARRANTIES, INCLUDING, BUT NOT LIMITED TO, THE IMPLIED WARRANTIES OF MERCHANTABILITY AND FITNESS FOR A PARTICULAR PURPOSE ARE DISCLAIMED. IN NO EVENT SHALL THE REGENTS OR CONTRIBUTORS BE LIABLE FOR ANY DIRECT, INDIRECT, INCIDENTAL, SPECIAL, EXEMPLARY, OR CONSEQUENTIAL DAMAGES (INCLUDING, BUT NOT LIMITED TO, PROCUREMENT OF SUBSTITUTE GOODS OR SERVICES; LOSS OF USE, DATA, OR PROFITS; OR BUSINESS INTERRUPTION) HOWEVER CAUSED AND ON ANY THEORY OF LIABILITY, WHETHER IN CONTRACT, STRICT LIABILITY, OR TORT (INCLUDING NEGLIGENCE OR OTHERWISE) ARISING IN ANY WAY OUT OF THE USE OF THIS SOFTWARE, EVEN IF ADVISED OF THE POSSIBILITY OF SUCH DAMAGE.

(35) - ARM Ltd (arm and thumb variant targets only)

Copyright (c) 2009-2015 ARM Ltd  
All rights reserved.

Redistribution and use in source and binary forms, with or without modification, are permitted provided that the following conditions are met:

1. Redistributions of source code must retain the above copyright notice, this list of conditions and the following disclaimer.
2. Redistributions in binary form must reproduce the above copyright notice, this list of conditions and the following disclaimer in the documentation and/or other materials provided with the distribution.
3. The name of the company may not be used to endorse or promote products derived from this software without specific prior written permission.

THIS SOFTWARE IS PROVIDED BY ARM LTD "AS IS" AND ANY EXPRESS OR IMPLIED WARRANTIES, INCLUDING, BUT NOT LIMITED TO, THE IMPLIED WARRANTIES OF MERCHANTABILITY AND FITNESS FOR A PARTICULAR PURPOSE ARE DISCLAIMED. IN NO EVENT SHALL ARM LTD BE LIABLE FOR ANY DIRECT, INDIRECT, INCIDENTAL, SPECIAL, EXEMPLARY, OR CONSEQUENTIAL DAMAGES (INCLUDING, BUT NOT LIMITED TO, PROCUREMENT OF SUBSTITUTE GOODS OR SERVICES; LOSS OF USE, DATA, OR PROFITS; OR BUSINESS INTERRUPTION) HOWEVER CAUSED AND ON ANY THEORY OF LIABILITY, WHETHER IN CONTRACT, STRICT LIABILITY, OR TORT (INCLUDING NEGLIGENCE OR OTHERWISE) ARISING IN ANY WAY OUT OF THE USE OF THIS SOFTWARE, EVEN IF ADVISED OF THE POSSIBILITY OF SUCH DAMAGE.

(41) Ed Schouten - Free BSD

Copyright (c) 2008 Ed Schouten <ed@FreeBSD.org>  
All rights reserved.

Redistribution and use in source and binary forms, with or without modification, are permitted provided that the following conditions are met:

1. Redistributions of source code must retain the above copyright notice, this list of conditions and the following disclaimer.
2. Redistributions in binary form must reproduce the above copyright notice, this list of conditions and the following disclaimer in the documentation and/or other materials provided with the distribution.

THIS SOFTWARE IS PROVIDED BY THE AUTHOR AND CONTRIBUTORS "AS IS" AND ANY EXPRESS OR IMPLIED WARRANTIES, INCLUDING, BUT NOT LIMITED TO, THE IMPLIED WARRANTIES OF MERCHANTABILITY AND FITNESS FOR A PARTICULAR PURPOSE ARE DISCLAIMED. IN NO EVENT SHALL THE AUTHOR OR CONTRIBUTORS BE LIABLE FOR ANY DIRECT, INDIRECT, INCIDENTAL, SPECIAL, EXEMPLARY, OR CONSEQUENTIAL DAMAGES (INCLUDING, BUT

NOT LIMITED TO, PROCUREMENT OF SUBSTITUTE GOODS OR SERVICES; LOSS OF USE, DATA, OR PROFITS; OR BUSINESS INTERRUPTION) HOWEVER CAUSED AND ON ANY THEORY OF LIABILITY, WHETHER IN CONTRACT, STRICT LIABILITY, OR TORT (INCLUDING NEGLIGENCE OR OTHERWISE) ARISING IN ANY WAY OUT OF THE USE OF THIS SOFTWARE, EVEN IF ADVISED OF THE POSSIBILITY OF SUCH DAMAGE.

**easy-ec**

Copyright (c) 2013, Kenneth MacKay  
All rights reserved.

Redistribution and use in source and binary forms, with or without modification, are permitted provided that the following conditions are met:

- \* Redistributions of source code must retain the above copyright notice, this list of conditions and the following disclaimer.
- \* Redistributions in binary form must reproduce the above copyright notice, this list of conditions and the following disclaimer in the documentation and/or other materials provided with the distribution.

THIS SOFTWARE IS PROVIDED BY THE COPYRIGHT HOLDERS AND CONTRIBUTORS "AS IS" AND ANY EXPRESS OR IMPLIED WARRANTIES, INCLUDING, BUT NOT LIMITED TO, THE IMPLIED WARRANTIES OF MERCHANTABILITY AND FITNESS FOR A PARTICULAR PURPOSE ARE DISCLAIMED. IN NO EVENT SHALL THE COPYRIGHT HOLDER OR CONTRIBUTORS BE LIABLE FOR ANY DIRECT, INDIRECT, INCIDENTAL, SPECIAL, EXEMPLARY, OR CONSEQUENTIAL DAMAGES (INCLUDING, BUT NOT LIMITED TO, PROCUREMENT OF SUBSTITUTE GOODS OR SERVICES; LOSS OF USE, DATA, OR PROFITS; OR BUSINESS INTERRUPTION) HOWEVER CAUSED AND ON ANY THEORY OF LIABILITY, WHETHER IN CONTRACT, STRICT LIABILITY, OR TORT (INCLUDING NEGLIGENCE OR OTHERWISE) ARISING IN ANY WAY OUT OF THE USE OF THIS SOFTWARE, EVEN IF ADVISED OF THE POSSIBILITY OF SUCH DAMAGE.

# Specifications

	NA-V10FR1 NA-V10FC1	NA-V90FC1
Rated voltage (V)	220	
Rated frequency (Hz)	50	
Maximum energy rated power input (W)	1600	
Heating energy rates power input (W)	For washing	1445
	For drying	300
Maximum spin speed (r/min)	1400	
Product dimensions (W x D x H) (mm)	596 × 585 × 845	
Product weight (kg)	69	
Maximum mass of dry cloth (Wash) (kg)	10.0	9.0
Maximum mass of dry cloth (Dry) (kg)	2.0	
Pressure of tap water (MPa)	0.01 - 1	

This telecommunication equipment conforms to NBTC technical requirement.

เครื่องโทรคมนาคมและอุปกรณ์นี้ มีความสอดคล้องตาม ข้อกำหนดของ กสทช.

Panasonic Corporation

<https://www.panasonic.com>

© Panasonic Appliances (Vietnam) Co., Ltd. 2022

A0822-0(T/W)

Printed in Vietnam

08-2022