

Petunjuk Penggunaan & Pemasangan

Mesin Cuci (Pemakaian rumah tangga)

Model No. **NA-V115FW1**

No. Reg. : **IMKG.1388.07.2024**

Mesin cuci ini memiliki "Dry Assist (Bantuan Pengeringan)" fungsi. (Hal. 30).

Daftar Isi

Prosedur Keamanan	2
Periksa Alat Anda	7
Sebelum Mencuci/Pengeringan	8
Panel Kontrol	10
Deterjen	12
Auto Dose (Dosis Otomatis)	14
Mencuci	16
Daftar Program	18
Penjelasan Program	20
Tips untuk Mencuci	22
Mengubah Pengaturan Program	24
Bantuan Pengeringan (Hanya Pengeringan)	30
Mengubah Pengaturan Alat	32
Perawatan	33
Perbaikan Gangguan	38
Tampilan Pesan Kesalahan	44
Pemasangan	
Memilih Lokasi yang Benar	46
Pemindahan dan Pemasangan	47
Menghubungkan Selang	49
Uji Coba	51
Panasonic SmartApp+	52
Spesifikasi	71



Penting untuk membaca instruksi ini.

ID

Terima kasih Anda telah membeli Produk Panasonic.
- Baca petunjuk ini dengan teliti untuk memastikan kinerja yang optimal dan keamanan sebelum menggunakan.
- Simpan panduan ini untuk digunakan di lain waktu.



AWW9901CG4C0-0C0

Prosedur Keamanan



PERINGATAN

Dapat menimbulkan cedera atau kematian

Anak-anak tidak diperbolehkan menggunakannya sendiri.



- Mesin cuci ini tidak ditujukan untuk digunakan oleh orang (termasuk anak-anak) dengan kemampuan fisik, sensorik atau mental yang kurang, atau tidak memiliki pengalaman dan pengetahuan yang cukup, kecuali bila mereka diawasi atau diberi petunjuk penggunaannya oleh orang yang bertanggung jawab atas keselamatan mereka.
- Anak-anak harus diawasi untuk memastikan bahwa mereka tidak bermain-main dengan mesin cuci ini.

Mengatur kunci pengaman anak. (Hal. 32)



**Tahan
5 dtk.**

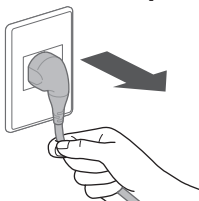


Dapat menyebabkan kebakaran atau sengatan listrik

Jangan menyentuhnya dengan tangan basah.



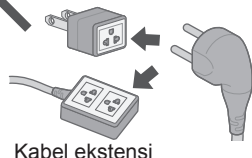
Jangan menahan atau menarik senur suplai.




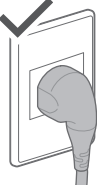
Jangan gunakan.



Adaptor tusuk kontak

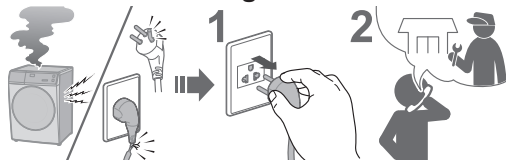


Masukkan seluruhnya. Jangan gunakan.



- Jika senur suplai rusak, maka harus diganti oleh pihak produsen, perwakilan servis atau orang yang ahli untuk menghindari bahaya.

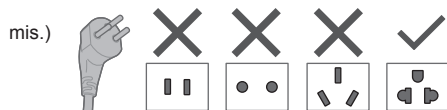
Apabila senur suplai tidak berfungsi atau rusak, hentikan penggunaan dan konsultasikan dengan teknisi listrik.



Tancapkan kaki arde sampai kencang. Minta teknisi listrik untuk memasang kotak kontak baru.

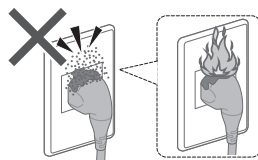


Gunakan kotak kontak yang sesuai untuk tusuk kontak ini.



- Bentuk tusuk kontak, bentuk kotak kontak, dan ketentuan rating berbeda-beda menurut wilayah.

Debu yang terkumpul dapat menyebabkan kebakaran.



Lap tusuk kontak secara berkala.



Jauhkan dari bahan yang mudah menyala.



Dapat menyebabkan kegagalan

Jangan sekali-kali membongkar, memperbaiki, atau memodifikasinya sendiri.



Ketika menggunakan aplikasi "Panasonic SmartApp+"

(Menyebabkan malfungsi dikarenakan gelombang radio dari peralatan)

- Menjaga setidaknya 15 cm dari bagian pemasangan alat pacu jantung.
- Jauhkan dari peralatan medis dan peralatan kontrol otomatis (pintu otomatis, alarm kebakaran, dll.).

Prosedur Keamanan (lanjutan)




PERINGATAN

Dapat menyebabkan kebakaran

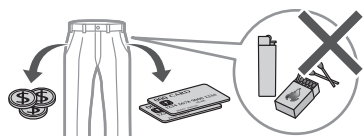
(Untuk keamanan penggunaan pengering)

Jangan mengeringkan pakaian yang dikotori dengan bahan yang mudah terbakar.




- Pakaian yang terkena noda seperti minyak masak, aseton, alkohol, bensin, minyak tanah, penghilang noda, terpentin, lilin, penghilang lilin, dan minyak kosmetik tidak boleh dikeringkan di dalam mesin meskipun telah dicuci.

Kosongkan semua saku.



- Pastikan tidak ada benda lain tertinggal di dalam kantong. Perhatikan baik-baik korek api dan pemantik api. Benda-benda ini dapat mengakibatkan kebakaran.

Jangan mengeringkan barang yang terbuat dari karet, dll.



- Benda-benda seperti karet (busa lateks), penutup rambut untuk mandi, tekstil anti-air, kain kedap udara, bahan dengan penyangga karet dan pakaian atau bantal berisi bantalan karet busa tidak boleh dikeringkan di dalam mesin ini. Bahan-bahan tersebut dapat hancur dan akhirnya merusak mesin.
- Jangan mengeringkan pakaian yang belum dicuci di dalam mesin ini.

Serat tidak boleh dibiarkan terkumpul di sekitar mesin ini.



Perhatikan hal berikut ini.

- Jangan pernah menghentikan mesin sebelum siklus pengeringan berakhir kecuali semua benda diambil dengan cepat dan dibentangkan agar panasnya hilang.
- Mesin ini tidak boleh digunakan jika bahan kimia industri telah digunakan untuk pembersihan.
- Mesin ini tidak boleh disuplai melalui perangkat sakelar eksternal, seperti pengatur waktu, atau terhubung ke sirkuit yang secara teratur dinyalakan dan dimatikan oleh sebuah utilitas.



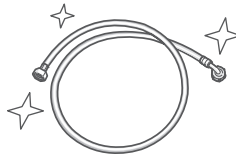
PERHATIAN

Dapat menyebabkan kebocoran air

Matikan keran air.



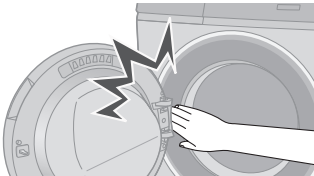
Gunakan set selang yang baru.



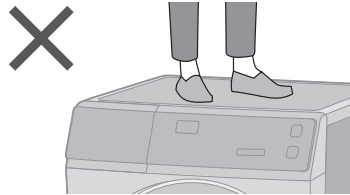
- Gunakan rangkaian selang baru yang disertakan bersama mesin cuci dan jangan gunakan kembali rangkaian selang yang lama.

Dapat menyebabkan cedera


Berhati-hatilah agar jari Anda jangan sampai terjepit.



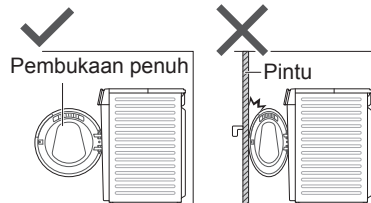
Jangan menaiki mesin cuci.



Jangan menyentuhnya bila panas.



Pasang mesin dengan benar.



- Mesin tidak boleh dipasang di belakang pintu yang dapat dikunci, pintu geser atau pintu dengan engsel pada sisi berlawanan dari mesin cuci atau yang mengganggu bukaan penuh pintu mesin cuci.


Prosedur Keamanan (lanjutan)



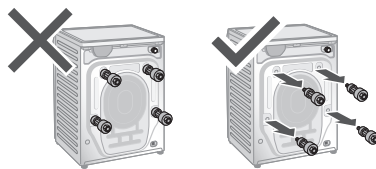
PERHATIAN

Dapat menyebabkan kegagalan

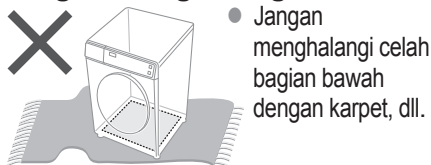
Jauhkan dari panas atau sinar matahari langsung.



Lepaskan baut pengunci sebelum operasi.




Jangan menghalangi.



Jangan gunakan air panas.



Hanya untuk benda-benda yang dapat dicuci dengan mesin.



● Mesin Cuci ini dimaksudkan untuk penggunaan dalam rumah tangga.

Mesin Cuci ini tidak dimaksudkan untuk aplikasi seperti:

- area toko, kantor, dan lingkungan kerja lain;
- rumah pertanian;
- pelanggan di hotel, motel, dan lingkungan tempat tinggal lainnya;
- lingkungan di penginapan sederhana;
- tempat penggunaan umum di apartemen atau di tempat sewa mesin cuci.

Jangan mencuci terlalu banyak pakaian berminyak. Ikuti Instruksi.

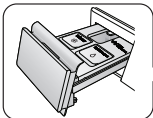


- Pelembut kain atau produk sejenis harus digunakan sesuai ketentuan dalam instruksi pelembut kain.

Periksa Alat Anda

Nama bagian

Laci deterjen (Hal. 13)



Panel Kontrol
(Hal. 10)

Jangan menghalangi
porta pembuangan.

Pintu

Tabung

Engsel

Segel pintu

Kaki yang bisa
disesuaikan
(Hal. 48)

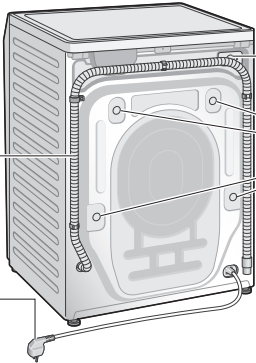
Tutup filter kuras
(Hal. 37)

Selang kuras
(Hal. 49, 50)

Saluran masuk air
(Hal. 50)

Baut pengunci
(Hal. 48)

Senur suplai dan tusuk
kontak*
* Bentuk tusuk kontak
berbeda-beda menurut wilayah.



Aksesori

☐ Siku (1) (Hal. 50)




☐ Tutup pelindung (4) (Hal. 48)



☐ Selang suplai air (1) (Hal. 49, 50)



☐ Penutup bawah (1) / Sekrup (1) (Hal. 47)

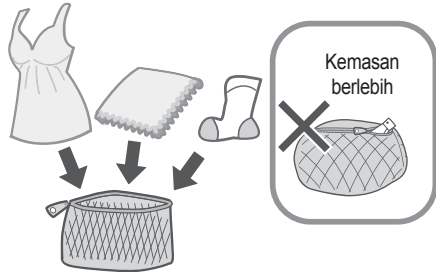
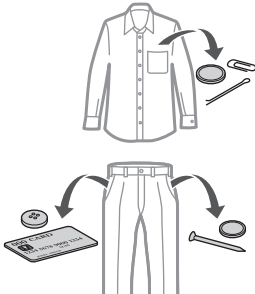


Sebelum Mencuci/Pengeringan

Menyiapkan cucian

Sebelum memasukkan pakaian ke dalam tabung

- Menyingkirkan benda asing.
- Gunakan jaring cucian untuk bahan halus dan barang-barang kecil.




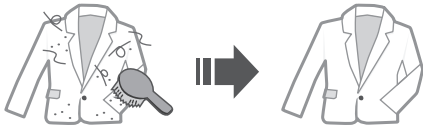
Pengecekan pra-pencucian



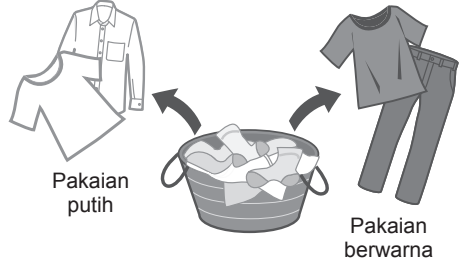
Balik



Pakaian cenderung bercorak (pil)



- Cuci secara terpisah.



- Perawatan awal untuk noda berat.



- Perhatikan label perawatan.



Yang tidak bisa dicuci atau dikeringkan

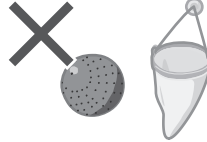
Yang tidak bisa dicuci atau dikeringkan



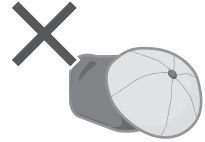
Kulit/bulu



Sutra, rayon dan cupro
(Kain campuran)



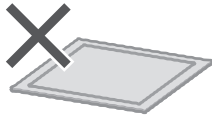
Alat bantu mencuci yang tersedia secara komersial



Topi dengan bahan inti keras



Bantalan, Bantal, dll.



Uretan/keset karet atau tebal

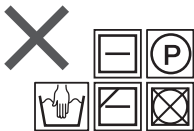


Popok kertas

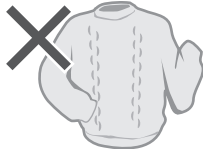
Lainnya ...

- Bahan berkerut dan timbul
- Kain crepe
- Pakaian yang bisa berubah bentuk (blazer, dasi, gaun, dll.)
- Beludru

Tidak boleh mengeringkan



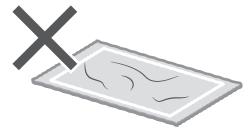
Salah satu dari tanda diatas



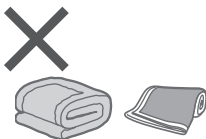
Pakaian wol



Celana ketat atau pantyhose



Keset dan barang lain dengan rambut hewan yang melekat



Selimum kapas



Pakaian kaku



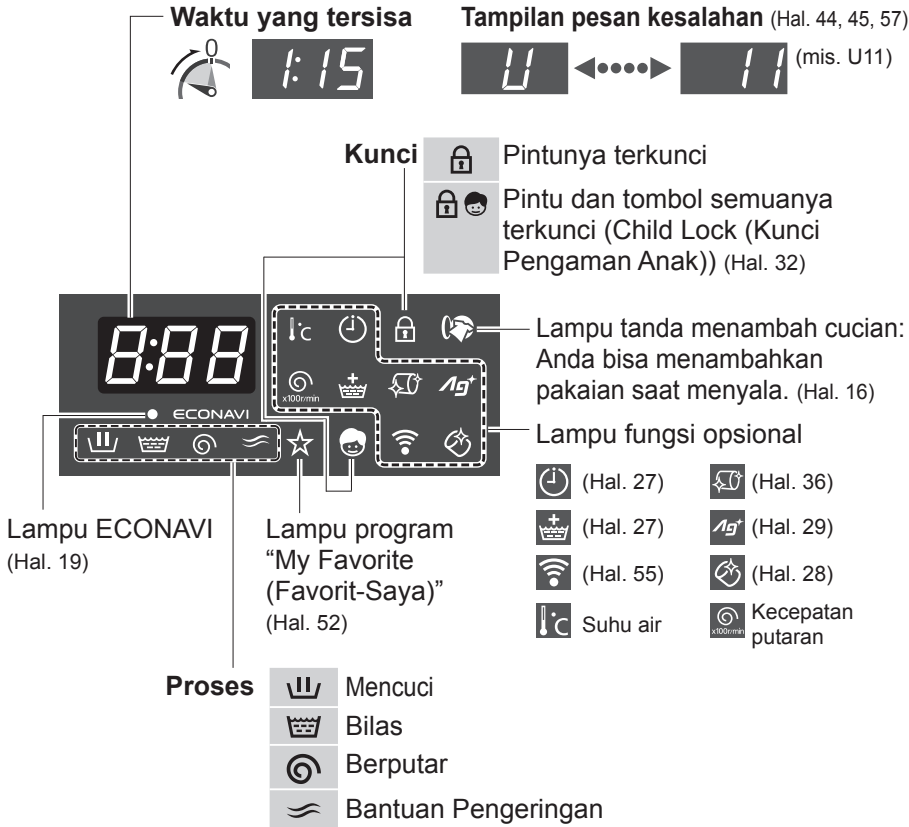
Pakaian dengan tali atau bordir, serat sintetis baru, dll.

CATATAN

- Dapat menyebabkan perubahan bentuk pakaian, kerusakan dan bahaya atau malfungsi pada mesin.

Panel Kontrol

Tampilan



Operasi Sentuh

- Jika air, deterjen atau pelembut masuk, matikan dan bersihkan dengan handuk dll. segera. (Penyebab malfungsi)



Tombol kontrol

Auto Dose (Dosis Otomatis) (Hal. 14)



Pelembut Deterjen



Pelembut

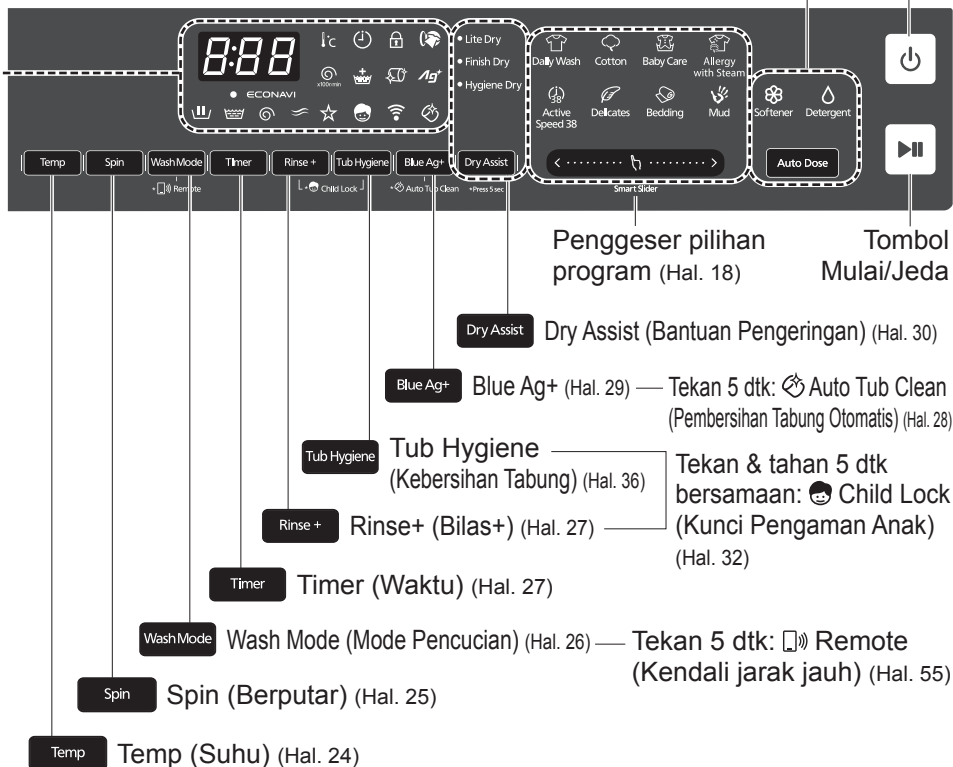


Deterjen



Dinonaktifkan

Tombol Power



CATATAN

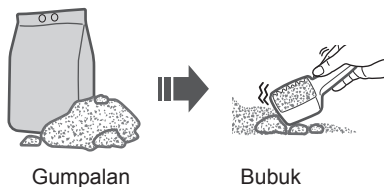
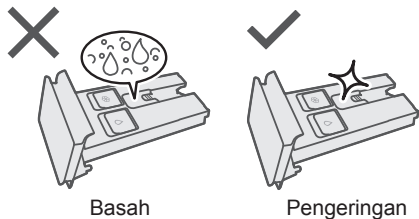
- Matikan ➡ Hidupkan kembali
 (3 dtk. Hidup
- Tidak ada operasi ➡ daya mati otomatis
 (Tidak ditekan) Daya mati otomatis 10 menit..
- Jika terjadi kegagalan daya
 ➡ Saat daya pulih, operasi berlanjut di mana ia berhenti. (Auto Restart (Mulai Ulang Otomatis))

Deterjen

Deterjen

Gunakan deterjen berbusa rendah.

- Untuk mencegah deterjen bubuk tersisa di laci deterjen:



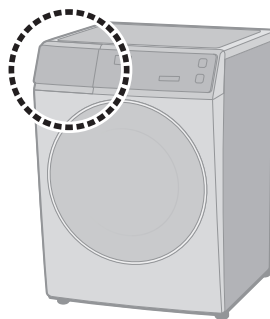
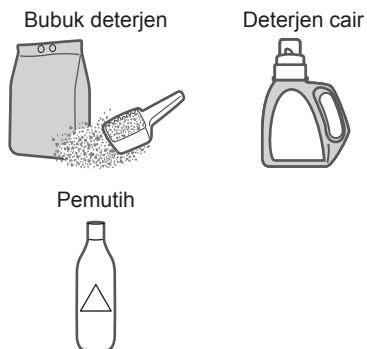
Pemutih

Penggunaan pemutih
(penggunaan klorin)



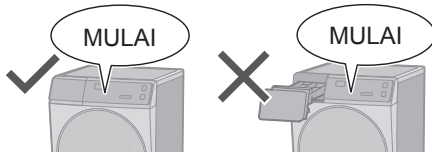
- Ikuti petunjuk pada tiap kemasan.

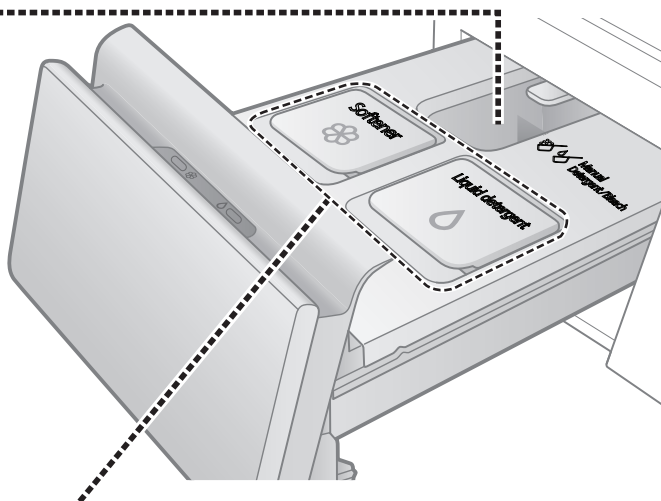
Tangki Deterjen Manual



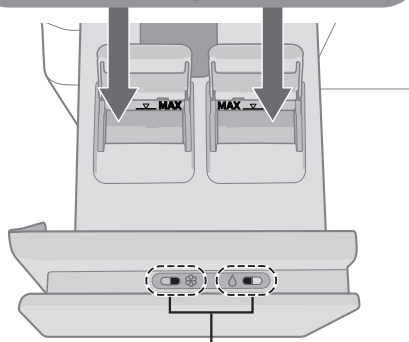
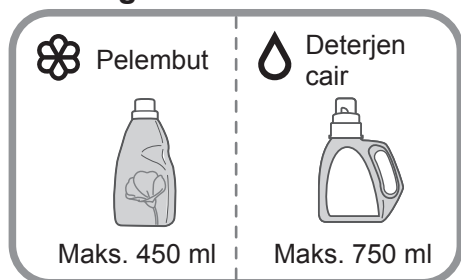
CATATAN

- Tutup laci deterjen sepenuhnya sebelum digunakan untuk mencegah kebocoran air.





Tangki Dosis Otomatis



Saat menambahkan deterjen/pelembut, jendela berubah dari hitam menjadi merah muda (pelembut) dan biru (deterjen). Tambahkan deterjen/pelembut bila jendela tampak hitam.

CATATAN

- Deterjen cair/pelembut yang dibiarkan dalam waktu lama dapat menggumpal atau mengeras. Dalam hal ini, bersihkan tangki dosis otomatis. (Hal. 34)



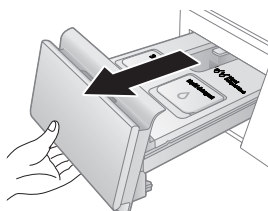
Jangan gunakan deterjen/pelembut yang dipisahkan atau dipadatkan

Auto Dose (Dosis Otomatis)

Deterjen dan pelembut akan ditambahkan secara otomatis tergantung pada jumlah cucian dan pengaturan takaran, tersedia dengan semua program kecuali “Tub Hygiene (Kebersihan Tabung)” dan “Dry Assist (Bantuan Pengeringan (Hanya Pengeringan))”.

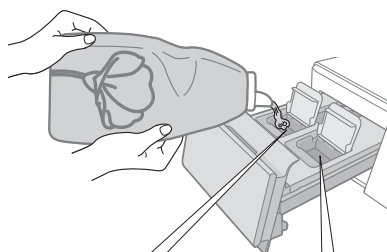
■ Menyediakan deterjen/pelembut

1



- Tarik laci keluar.

2



Pelembut
Maks. 450 ml

Deterjen cair
Maks. 750 ml

3

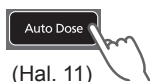
Tutup penutup tangki dan dorong laci ke dalam sepenuhnya

■ Untuk mengatur fungsi “Auto Dose (Dosis Otomatis)”

1



2



(Hal. 11)



(Setingan awal)

3



(Pengaturan diingat.)

■ Jumlah standar

- Kain kering: 4 kg
- Deterjen cair: 15 ml
- Pelembut: 30 ml

■ Untuk mengubah jumlah dosis

1



2



Tahan 3 dtk



30
(mis.)



Pelembut



Deterjen

3

- Untuk menambahkan atau mengurangi



- Nilai rentang
 - Deterjen: 6 ml - 60 ml
 - Pelembut: 6 ml - 81 ml
- Langkah perubahan: 3 ml
(Pengaturan diingat.)

4



CATATAN

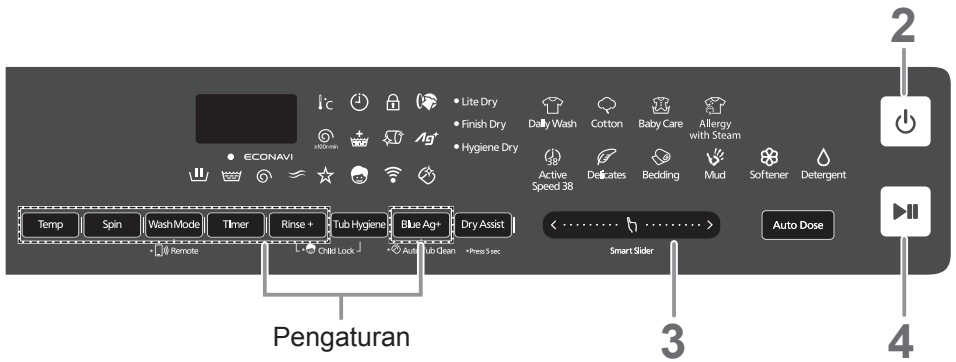
- Jika sebelumnya ada air di dalam tabung, deterjen dan pelembut tidak akan tersedia secara otomatis saat mencuci.
- Bila suhu sekitar rendah, waktu pengoperasian mungkin lebih lama karena deterjen/pelembut dapat mengeras.

■ Q&A

	Pertanyaan	Jawaban
Deterjen/Pelembut	Apa yang tidak dapat digunakan dengan fungsi “Auto Dose (Dosis Otomatis)”?	<p>Berikut ini tidak dapat digunakan:</p> <ul style="list-style-type: none"> ● Deterjen bubuk ● Sabun cair ● Barang yang tidak memiliki label “Perkiraan jumlah yang akan digunakan” pada pakatnya <p>Soda kue tidak dapat digunakan untuk pemberian dosis manual atau otomatis.</p>
	Mengganti merek deterjen cair?	<p>Ikuti langkah-langkah di bawah ini:</p> <ol style="list-style-type: none"> ① Kosongkan tangki dosis otomatis dan bersihkan. (Hal. 34) (Mencampur merek yang berbeda dapat menyebabkan penyumbatan) ② Tambahkan deterjen/pelembut baru. (Hal. 14)
	Bisakah saya menambahkan lebih banyak sebelum kehabisan?	Merek yang sama dapat ditambahkan apa adanya.
	Berapa jumlah standar untuk deterjen/pelembut?	<ul style="list-style-type: none"> ● Jumlah standar adalah jumlah deterjen/pelembut yang digunakan per 4 kg kain kering. Periksa informasi pada paket. ● Jika tidak ada informasi pada kemasannya atau jika Anda tidak yakin, hubungi produsennya.
Cara menggunakan fungsi “Auto Dose (Dosis Otomatis)”	Berapa kali kita dapat mencuci dengan program dosis otomatis jika tangki penuh?	<ul style="list-style-type: none"> ● Deterjen: sekitar 44 kali <p>Jumlahnya bervariasi tergantung pada jumlah cucian dan pengaturan jumlah takaran.</p>
	Jika Anda tidak mengatur jumlah dosis?	<ul style="list-style-type: none"> ● Jumlah standarnya adalah <ul style="list-style-type: none"> • 15 ml deterjen per 4 kg kain kering • 30 ml pelembut per 4 kg kain kering ● Jika pengaturan tidak sesuai untuk deterjen/pelembut yang Anda gunakan, noda mungkin tidak hilang atau cucian menjadi gelap.
	Apa yang terjadi jika memasukkan deterjen ke dalam tangki deterjen manual saat mengatur fungsi “Auto Dose (Dosis Otomatis)”?	Karena dimasukkan dua kali, itu akan terlalu banyak.

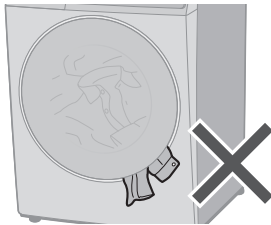
Mencuci

Metode Dasar

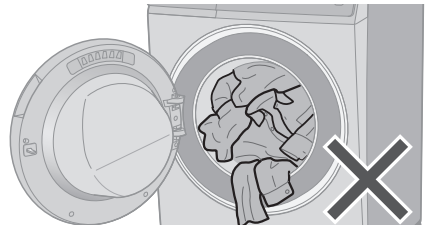


CATATAN

■ Jangan biarkan cucian tersangkut di pintu.

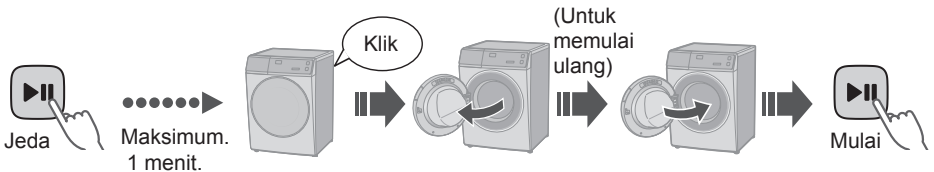


■ Jangan mengisi tabung dengan cucian yang berlebihan.



■ Untuk membuka pintu selama operasi

(Anda dapat menambahkan pakaian ketika menyala.)

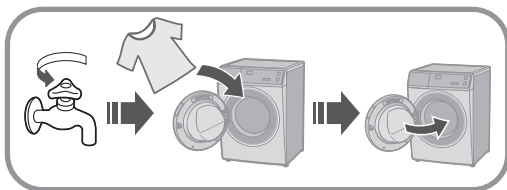


CATATAN

● Pintu tidak bisa dibuka ➡ (Hal. 39)



1



2



Memeriksa pengaturan
“Auto Dose (Dosis
Otomatis)” (Hal. 11, 14)

atau



3



Pilih program. (Hal. 18)

■ Mengubah pengaturan.

Pengaturan

Temp	Spin	Wash Mode	Timer
Temp (Suhu) (Hal. 24)	Spin (Berputar) (Hal. 25)	Wash Mode (Mode Pencucian) (Hal. 26)	Timer (Waktu) (Hal. 27)
Rinse +	Tub Hygiene	Blue Ag+	
Rinse+ (Bilas+) (Hal. 27)	Tub Hygiene (Kebersihan Tabung) (Hal. 36)	Blue Ag+; Auto Tub Clean (Pembersihan Tabung Otomatis) (Hal. 28, 29)	

4




Mengukur jumlah
cuci

(30 dtk.)

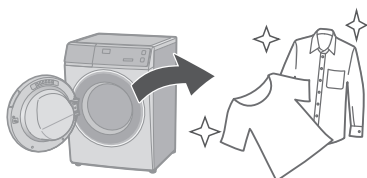
2:00

Menampilkan waktu yang dibutuhkan
(hitung ulang)











(mis.)











5



Daftar Program


Program	Deskripsi	Muatan maksimal (kg)	Total waktu
 Daily Wash (Cucian Harian)	<ul style="list-style-type: none">● Pakaian sehari-hari 	11,5	1:30
 Cotton (Kapas)	<ul style="list-style-type: none">● Pakaian sehari-hari dengan waktu ekstra (lebih menghemat air dibandingkan program “Daily Wash (Cucian Harian)”. 	11,5	3:00
 Baby Care (Perawatan Bayi)	<ul style="list-style-type: none">● Pakaian untuk bayi & orang dengan kulit yang sensitif Bilas menyeluruh 	5,0	2:20
 Allergy with Steam	<ul style="list-style-type: none">● Untuk kutu 	5,0	2:05
 Tub Hygiene (Kebersihan Tabung)	<ul style="list-style-type: none">● Membersihkan tabung. 	Tidak ada	3:45

- **Total waktu rata-rata** (Ketika suplai air standar adalah 15 L / menit).
Untuk suhu air dasar setiap program.


Program	Deskripsi	Muatan maksimal (kg)	Total waktu
 Active Speed 38 (Kecepatan Aktif 38)	<ul style="list-style-type: none"> Muatan kecil 	5,0	0:38
 Bedding (Seprai)	<ul style="list-style-type: none"> Benda berukuran besar 	3,0	1:30
 Delicates (Bahan halus)	<ul style="list-style-type: none"> Mencuci dengan lembut 	2,0	0:50
 Mud (Lumpur)	<ul style="list-style-type: none"> Noda lumpur 	11,5	3:35

ECONAVI

- Program “Daily Wash (Cuci Harian)” saja




Bahan





3 sensor


Suhu




Berat










Hemat air












Hemat waktu

Indikasi lampu

-  Mendeteksi
-  ECONAVI diaktifkan
-  ECONAVI dinonaktifkan









19

Penjelasan Program

<div> <div>Pengaturan</div> <div>Program</div> </div>	Pengaturan Otomatis		
	Temp (Suhu) (°C)	Spin (Berputar) (r/menit)	
 Daily Wash (Cucian Harian)	40	1200	
 Cotton (Kapas)	60	1400	
 Baby Care (Perawatan Bayi)	40	1400	
 Allergy with Steam	60	1400	
 Active Speed 38 (Kecepatan Aktif 38)	40	1200	
 Delicates (Bahan halus)	30	500	
 Bedding (Seprai)	Dingin	700	
 Mud (Lumpur)	40	1200	
 Tub Hygiene (Kebersihan Tabung)	40	1200	

CATATAN

- Untuk cucian dengan kekotoran normal pada kapasitas yang ditentukan, kami merekomendasikan penggunaan “Cotton (Kapas), 60°C, 1400 r/menit” yang telah diuji sesuai dengan IEC 60456 untuk aspek efisiensi energi dan air.
- Suhu air sebenarnya mungkin berbeda dari suhu siklus yang dinyatakan.
- Hasil pengujian tergantung pada tekanan air, kesadahan air, suhu saluran masuk air, suhu kamar, jenis dan jumlah muatan, tingkat kekotoran, deterjen yang digunakan, fluktuasi pasokan listrik utama dan pilihan tambahan yang dipilih.

Rentang pengaturan		Fungsi opsional				
Temp (Suhu) (°C)	Spin (Berputar) (r/menit)	Wash Mode (Mode Pencucian)	Timer (Waktu)	Rinse+ (Bilas+)	Blue Ag+	Auto Tub Clean (Pembersihan Tabung Otomatis)
Dingin, 30, 40, 60	 500, 700, 1200, 1400	✓	✓	✓	✓	✓
Dingin, 30, 40, 60	 500, 700, 1200, 1400	✓	✓	✓	✓	✓
Dingin, 30, 40, 60	 500, 700, 1200, 1400	✓	✓	✓	✓	✓
60	 500, 700, 1200, 1400	—	✓	—	—	✓
Dingin, 30, 40	 500, 700, 1200, 1400	✓	✓	—	✓	✓
Dingin, 30, 40	 500	✓	—	✓	✓	—
Dingin, 30	 500, 700	✓	✓	✓	✓	—
40	 500, 700, 1200, 1400	✓	✓	✓	✓	✓
40	1200	—	—	—	—	—

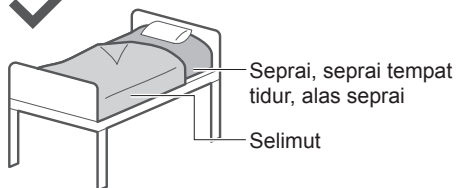
 : Hanya menguras (Tidak berputar)

Tips untuk Mencuci

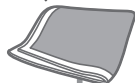
Bedding (Seprai)

■ Barang-barang yang bisa dicuci

- (Mencuci)
- (Cucian tangan)
- 100 % kapas atau 100 % sintetis



■ Barang-barang yang tidak bisa dicuci



Selimut elektrik



Wol



Sutra

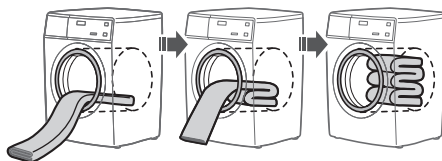
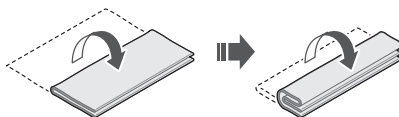


Bahan panjang


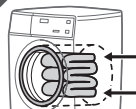


Bulu palsu

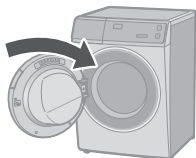
■ Menaruh selimut ke dalam tabung



CATATAN



CATATAN



Delicates (Bahan halus)

■ Ketika mencuci

- Untuk bilas sepenuhnya, gunakan fungsi “Rinse+ (Bilas+)”. (Hal. 27)

CATATAN



Pemutih

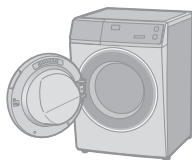


Deterjen cair
untuk bahan
halus



■ Setelah operasi selesai

Segera
keluarkan



Mengubah Pengaturan Program

■ Persiapan

- Sortir cucian dan taruh ke dalam tabung. (Hal. 8)
- Periksa pengaturan “Auto Dose (Dosis Otomatis)” atau tambahkan deterjen secara manual (Hal. 11, 12, 14)

1



Hidup

2

Pilih program. (Hal. 18)



3

Mengubah pengaturan program.



Spin Spin (Berputar)

Temp Temp (Suhu)

- Opsi yang tersedia dan rentang pengaturan berbeda-beda tergantung pada programnya. (Hal. 20)
- Alarm akan berbunyi jika Anda memilih opsi yang tidak tersedia.

4



Mulai

Temp (Suhu)

Ganti suhu pencucian.



Rendah




Tinggi

■ Panduan Pengaturan

 Rendah	 Tinggi
● Warna 	● Putih 
● Kekotoran Ringan 	● Kekotoran Berat 
● Mudah Menyusut	● Kapas

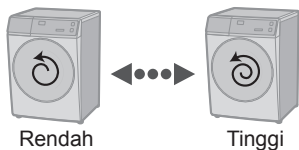
3



(Hal. 21)

r/min **Spin (Berputar)**

Mengubah kecepatan putaran.



■ Panduan Pengaturan

	
<ul style="list-style-type: none">● Untuk Mengurangi Kerutan 	<ul style="list-style-type: none">● Untuk pengeringan lebih menyeluruh 

3

Spin

(Hal. 21)

■ Untuk mengubah pengaturan saat mencuci



1



Jeda

2



3



Mulai

Mengubah Pengaturan Program (lanjutan)

■ Persiapan

- Sortir cucian dan taruh ke dalam tabung. (Hal. 8)
- Periksa pengaturan “Auto Dose (Dosis Otomatis)” atau tambahkan deterjen secara manual (Hal. 11, 12, 14)



3 Mengubah pengaturan program.



Wash Mode
(Mode Pencucian)




Timer (Waktu)



Rinse+ (Bilas+)










- Opsi yang tersedia dan rentang pengaturan berbeda-beda tergantung pada programnya. (Hal. 20)
- Alarm akan berbunyi jika Anda memilih opsi yang tidak tersedia.



Wash Mode (Mode Pencucian)

Pilih kombinasi dari mencuci, bilas dan berputar.



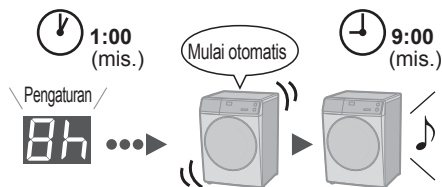
 *1	Mencuci
 *2	Bilas
 *2	Berputar
	Mencuci dan bilas
	Mencuci dan berputar
 *2	Bilas dan berputar

*1 Air dikuras setelah proses mencuci.

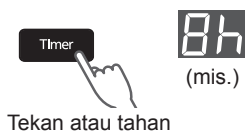
*2 Kuras terlebih dahulu jika ada air di dalam tabung.

⌚ Timer (Waktu)

Setel berapa jam kemudian untuk menyelesaikan operasi. (Hingga 24 jam)



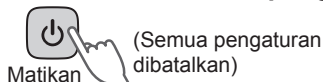
3



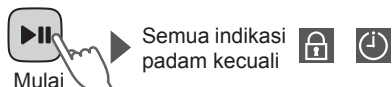
■ Untuk memeriksa waktu yang disetel



■ Untuk membatalkan pengaturan



CATATAN



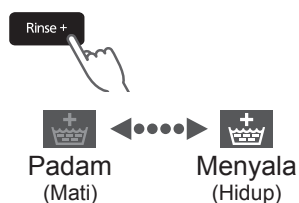
- Tidak tersedia: Hal. 21

👑 Rinse+ (Bilas+)

Tambahkan bilas ekstra.



3



■ Untuk mengubah pengaturan saat mencuci



1



2



3




Mengubah Pengaturan Program (lanjutan)

■ Persiapan

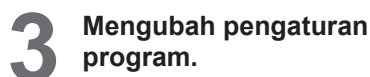
- Sortir cucian dan taruh ke dalam tabung. (Hal. 8)
- Periksa pengaturan “Auto Dose (Dosis Otomatis)” atau tambahkan deterjen secara manual (Hal. 11, 12, 14)



Hidup



Pilih program. (Hal. 18)



Mengubah pengaturan program.



Blue Ag+
Auto Tub Clean
(Pembersihan Tabung Otomatis)

Blue Ag+

- Opsi yang tersedia dan rentang pengaturan berbeda-beda tergantung pada programnya. (Hal. 20)
- Alarm akan berbunyi jika Anda memilih opsi yang tidak tersedia.



Mulai

Auto Tub Clean (Pembersihan Tabung Otomatis)

Tambah proses pembersihan tabung.



CATATAN

- Pengaturan telah diingat.

Ag+ Blue Ag+

Fungsi eliminasi bakteri (Maksimum. 3,0 kg).



3



Padam
(Mati)

Menyala
(Hidup)

■ Masa pakai kotak Ag+

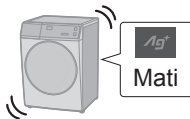
- “Blue Ag+” bekerja sekitar 300 hingga 350 kali (selama sekitar 7 tahun jika digunakan seminggu sekali).
- Ganti kotaknya ketika isinya telah berkurang.



● Mengganti



● Mencuci tanpa “Ag+”



CATATAN

- Jangan gunakan air tersebut untuk yang lain.



Minum



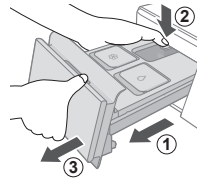
Memasak



■ Ubah kotak Ag+

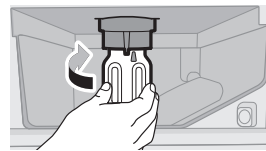
1

Keluarkan laci deterjen.



2

Hapus kotak Ag+



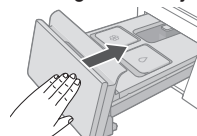
3

Tukarkan dan lampirkan kotak Ag+



4

Pasang laci deterjen sepenuhnya




- Jenis pakaian, deterjen, pelembut, dan kesadahan air dapat mempengaruhi hasilnya.
- Berhenti menggunakan jika menyebabkan gatal, dll.





Bantuan Pengeringan (Hanya Pengeringan)

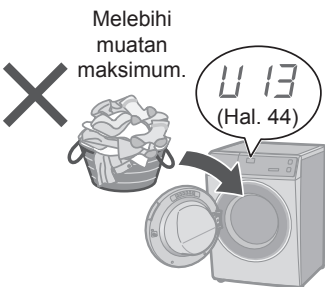
Fungsi ini tidak dapat disetel dengan program mencuci lainnya secara bersamaan.













- 1


Hidup
- 2


Dry Assist
- 3

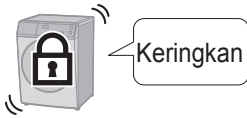

Mulai



Bantuan Pengeringan	Indikator (menit)	Deskripsi	Muatan maksimal (kg)
• Lite Dry		Setelah berputar pada 1400 r/menit 	1,0
		Mis.) 5 kaos	
• Finish Dry		Pengeringan pakaian tambahan yang tidak cukup kering 	2,0
		Setelah digantung kering 	
		 Mis.) 1 celana panjang, 1 celana pendek, 1 kaos oblong, 1 celana dalam, 1 handuk.	
• Hygiene Dry		Setelah berputar pada 1400 r/menit Bacteria Elimination 	0,5
		Mis.) 1 kaos, 2 celana anak-anak, 1 pasang kaos kaki	

CATATAN

- Pintunya terkunci selama pengeringan.



- Untuk membuka pintunya



Mulai pendinginan
9 sampai 24 menit.



- Setelah pengeringan, Tabung akan berputar setiap 5 menit selama 40 detik untuk mencegah kerutan yang disebabkan meninggalkan pakaian tanpa pengawasan.



Sekitar 2 jam



- Untuk membuka pintunya:



atau



Gejala

- Pengeringan tidak mencukupi
- Pengeringan tidak merata



Tips untuk hasil akhir yang bagus

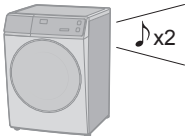
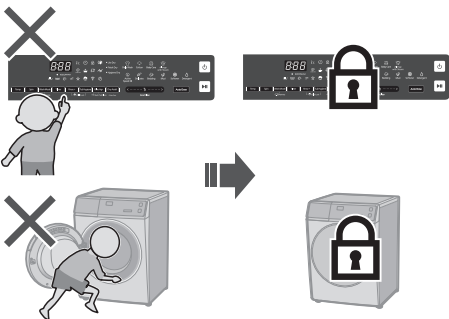
- Mengurangi jumlah pakaian.



- Golongkan pakaian. (Hal. 30)
- Atur waktu pengeringan untuk mendapatkan kinerja pengeringan yang diinginkan.
- Gunakan "Finish Dry (Pengeringan Penuh)" 30 menit untuk pengeringan tambahan.

Mengubah Pengaturan Alat

Pengaturan Kunci Pengaman Anak

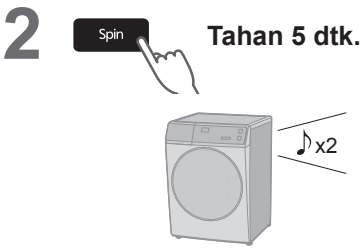


■ Untuk membatalkan:

Prosedur yang sama



Membatalkan bel



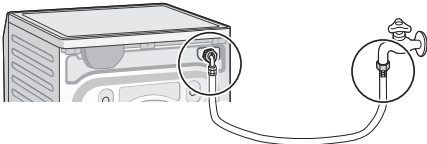
■ Untuk mengatur ulang:

Prosedur yang sama



Perawatan

Filter suplai air

Jika air tidak mengalir dengan lancar



1



Kosong

2



Hidup

3



Pilih
Smart Slider

Daily Wash
(Cucian Harian)

4



Mulai

1 menit.

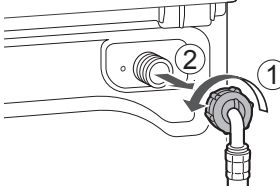
Matikan

5

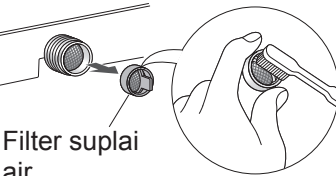


Lepas dan bersihkan filternya

6

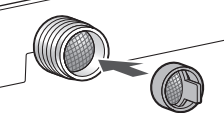


7

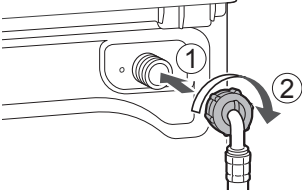


Filter suplai air

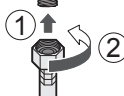

8



9



10



Perawatan (lanjutan)

Laci deterjen

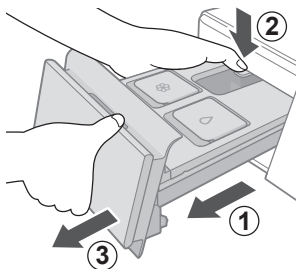
Setiap
3 bulan
sekali

Saat mengganti
merek deterjen
atau pelembut

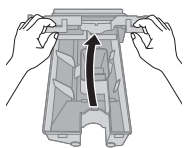
Bila tidak
digunakan lebih
dari 1 bulan

Ketika jendela tidak
berubah warna saat
digunakan

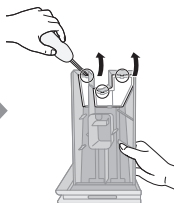
1 Keluarkan laci deterjen.



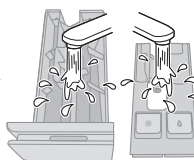
2 Buka tutup laci, lepas 2 filter, lalu cuci dengan air




Buka tutup laci



Lepas filter



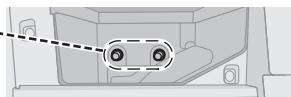
Cuci dengan air



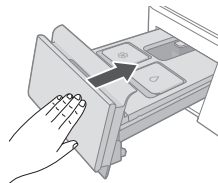
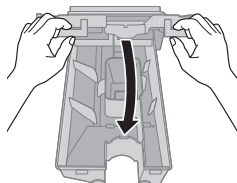
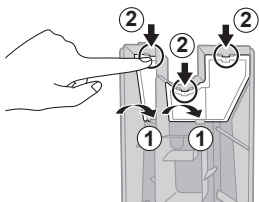
Cuci posisi yang dilingkari
untuk membersihkan jendela

CATATAN

- Jangan menggunakan kembali sisa deterjen dan pelembut.
- Jangan membersihkan sambungan.
(penyebab penyumbatan)

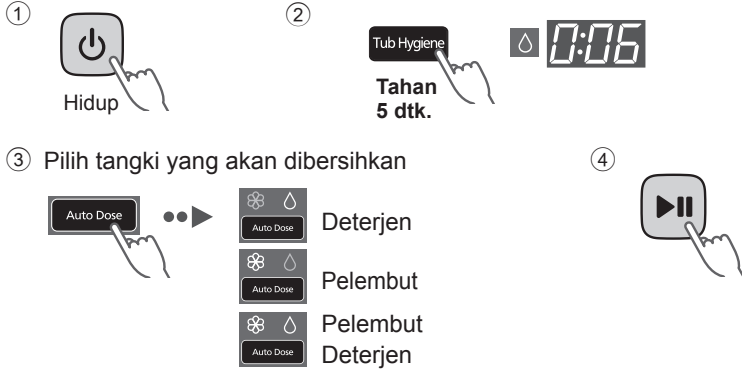


3 Pasang filter, tutup dan pasang laci.



4

- Isi tangki sekitar setengahnya dengan air, lalu tutup sepenuhnya.
- Tutup pintu mesin cuci dan jalankan fungsi “Auto Dose Tank Clean (Pembersihan tangki dosis otomatis)” untuk membersihkan (perawatan 6 menit).

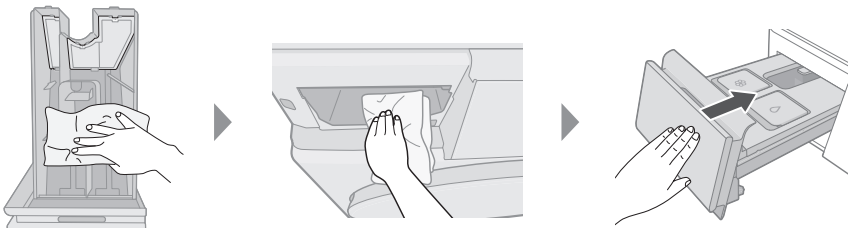


- Jika sambungan tersumbat, jalankan fungsi “Auto Dose Tank Clean (Pembersihan tangki dosis otomatis)” untuk pembersihan dalam (perawatan 47 menit).

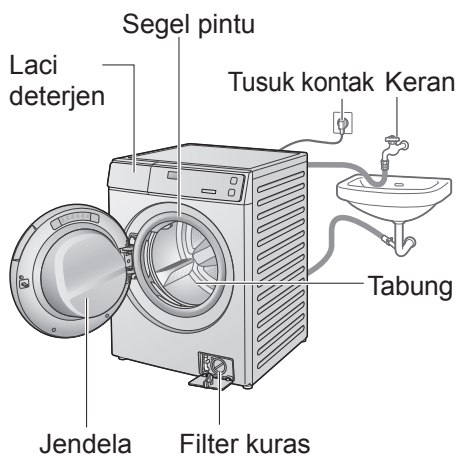


5

Keluarkan laci, buang sisa air dan lap airnya, lalu pasang laci.



Perawatan (lanjutan)




Mesin

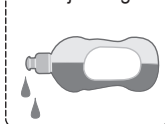


Segel pintu

Untuk kekotoran berat



Deterjen ringan



CATATAN



- Jangan gunakan pembersih berpasir atau tiner, atau produk yang mengandung alkohol atau minyak parafin.

Tabung

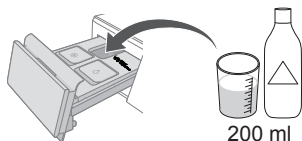
Sekali sebulan atau jika lampu berkedip <Tub Hygiene (Kebersihan Tabung)>

1



2

Pemutih (pemutih klorin)



3



Tidak ada pakaian

4



5



Sekitar.
3:45



CATATAN

- Jika program “Tub Hygiene (Kebersihan Tabung)” tidak dijalankan, indikator akan mati saat program lain dijalankan 3 kali.

Filter kuras

Sekali sebulan

Pastikan untuk menguras air di dalam tabung sebelum prosedur ini.



PERHATIAN




Air panas
(kemungkinan air mendidih)

1



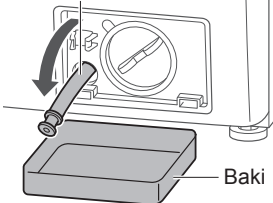
Matikan

2

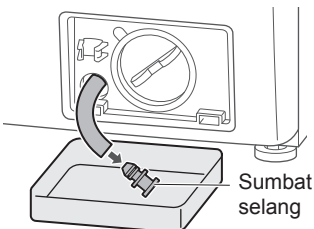


3

Selang pompa



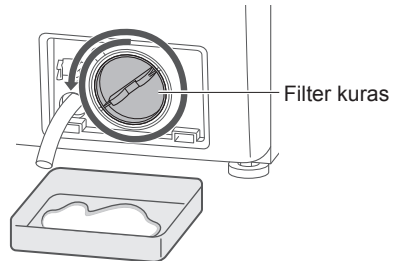
4



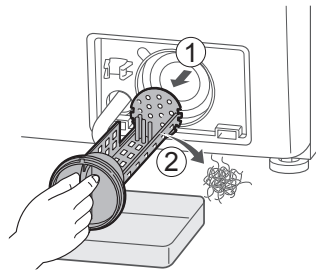
5



6



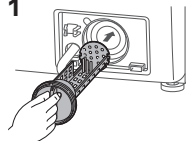
7



8

Mengganti

1




Sampai ia masuk
di tempatnya

2





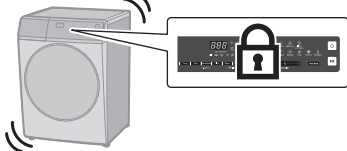



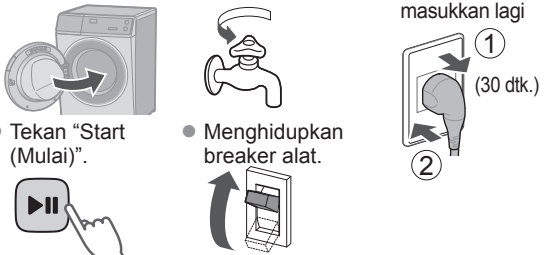


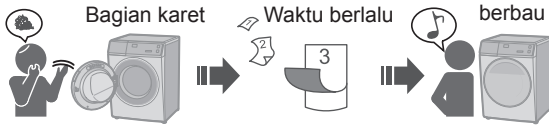

3



4



Perbaikan Gangguan

	Gejala	Poin-poin untuk pemeriksaan
Unit Utama	<p>Sentuh tombolnya</p>  <p>Tidak ada reaksi</p> 	<p>□ Kemungkinan penyebabnya</p> <ul style="list-style-type: none"> ● Selama operasi  <p>□ Coba</p> <ul style="list-style-type: none"> ● Child Lock (Kunci Pengaman Anak) (Hal. 32) 
	<p>Tidak ada operasi</p> 	<p>□ Periksa</p> <ul style="list-style-type: none"> ● Mati lampu ● Waktu  <p>□ Coba</p> <ul style="list-style-type: none"> ● Tutup pintunya. ● Menghidupkan. ● Lepaskan dan masukkan lagi  <p>● Tekan "Start (Mulai)".</p> <p>● Menghidupkan breaker alat.</p> 
	<p>Bau Karet</p> 	<p>□ Kemungkinan penyebabnya</p> <p>Bagian karet Waktu berlalu Tidak berbau</p>  <p>□ Coba</p> <p>Tub Hygiene</p> <p>Tub Hygiene (Kebersihan Tabung) (Hal. 36)</p> 

Gejala

Pintu tidak bisa dibuka



Poin-poin untuk pemeriksaan

□ Kemungkinan penyebabnya

- Selama operasi (mencuci atau pengeringan)



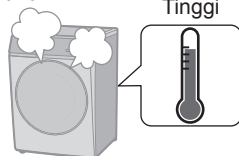
Pintu terkunci.

Untuk membuka pintu:

- mencuci (Hal. 16)
- pengeringan (Hal. 31)

□ Periksa

- Suhu



- Ketinggian air

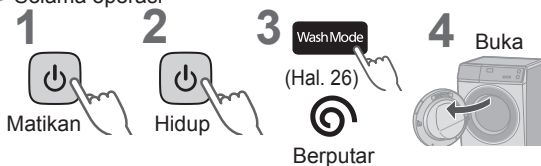


□ Coba

- Child Lock (Kunci Pengaman Anak) (Hal. 32)



- Selama operasi



CATATAN



Pintu terkunci



Mati lampu




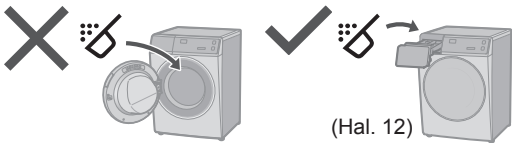






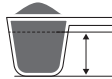


Pulih



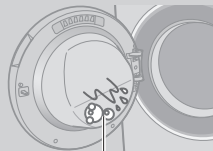
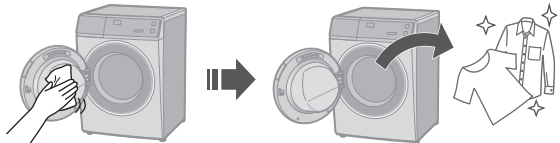



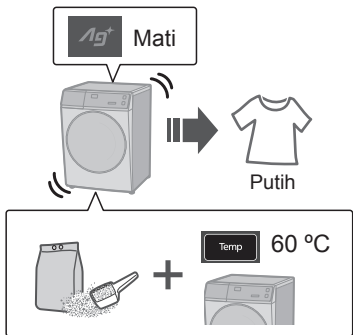


Pintu terkunci










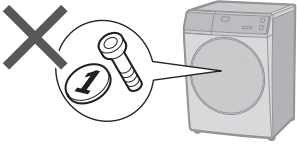
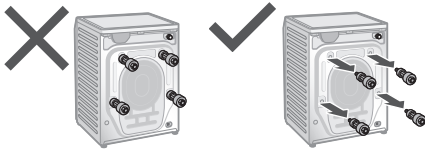

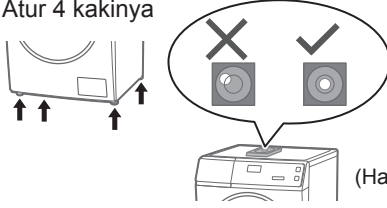


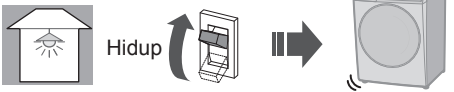
Perbaiki Gangguan (lanjutan)

	Gejala	Poin-poin untuk pemeriksaan
Deterjen dan busa	Setelah mencuci 	<input type="checkbox"/> Periksa  (Hal. 12)
	 Busa	<input type="checkbox"/> Kemungkinan penyebabnya <ul style="list-style-type: none"> ● Jumlah busa berbeda ● Suhu ● Ketinggian air ● Kelembutan air 
	Tidak cukup 	<input type="checkbox"/> Periksa <ul style="list-style-type: none"> ● Bubuk deterjen  (Hal. 12) <ul style="list-style-type: none"> ● Deterjen terlalu sedikit atau pengaturan deterjen terlalu sedikit pada fungsi "Auto Dose (Dosis Otomatis)" ● Deterjen busa rendah ● Kekotoran Berat ● Muatan terlalu besar 
	Terlalu banyak 	<input type="checkbox"/> Periksa <ul style="list-style-type: none"> ● Deterjen terlalu banyak atau menyetel terlalu banyak deterjen pada fungsi "Auto Dose (Dosis Otomatis)" 
Mencuci	Selama pencucian  Mencuci Drainase air	<input type="checkbox"/> Kemungkinan penyebabnya <ul style="list-style-type: none"> Busa berlebih Fungsi deteksi busa Suplai air otomatis  Busa Pengurasan otomatis

	Gejala	Poin-poin untuk pemeriksaan
Bilas/Berputar	<p>Selama Proses Berputar</p>  <p>Berhenti Perputaran beberapa kali</p>	<p><input type="checkbox"/> Kemungkinan penyebabnya</p> <p>Tidak merata → Koreksi otomatis Berhenti → Koreksi otomatis merata</p> <p><input type="checkbox"/> Coba</p> <p>Terlalu ringan → Tambahkan 1 atau 2 Handuk mandi</p> 
	<p>Setelah mencuci</p>  <p>Busa atau air</p>	<p><input type="checkbox"/> Coba</p> <p>Menghapus</p> 
	<p>Berputar berubah menjadi bilas</p>  <p>Berputar Bilas</p>	<p><input type="checkbox"/> Kemungkinan penyebabnya</p> <ul style="list-style-type: none"> Jika pakaian tidak merata, mesin cuci ini akan membenarkannya secara otomatis dengan proses bilas. 
Cucian	<p>Jika cucian menguning</p>  <p>Kuning</p>	<p><input type="checkbox"/> Coba</p> 










Perbaikan Gangguan (lanjutan)

	Gejala	Poin-poin untuk pemeriksaan
Waktu	<p>Selama mencuci Waktu yang ditampilkan</p> <p>0:57 ... 0:59</p> <p>Perubahan</p>	<p><input type="checkbox"/> Kemungkinan penyebabnya</p> <ul style="list-style-type: none"> Waktu yang tersisa dibenarkan selama operasi. <p>  Rata-rata Dibenarkan </p> <ul style="list-style-type: none"> Jika pengaturan berubah Jika pakaian tidak merata <p>   </p> <p>⇒ Waktu yang tersisa mungkin bertambah.</p>
	<p>Waktu yang tersisa Tidak berkurang</p> <p>0:57 ... 0:57</p> <p>atau</p> <p>Tiba-tiba berkurang</p> <p>0:57 ... 0:40</p>	<p><input type="checkbox"/> Kemungkinan penyebabnya</p> <p>Waktu yang ditampilkan adalah sebuah panduan.</p>
Kebisingan	<p>Selama pengurasan air</p> 	<p><input type="checkbox"/> Kemungkinan penyebabnya</p> <ul style="list-style-type: none"> Ini normal. Pompa kuras sedang bekerja.
	<p>Suara dari Kipas Berputar</p> 	<p><input type="checkbox"/> Kemungkinan penyebabnya</p> <ul style="list-style-type: none"> Ini normal. Kipas sedang mendinginkan bagian elektrik.
	<p>Motor mengeluarkan suara</p> 	<p><input type="checkbox"/> Kemungkinan penyebabnya</p> <ul style="list-style-type: none"> Ini normal. Motor akan mengeluarkan suara pendek saat mesin cuci diaktifkan.





	Gejala	Poin-poin untuk pemeriksaan
Kebisingan	<p data-bbox="127 539 397 593">Kebisingan yang tidak biasanya (atau getaran)</p> 	<p data-bbox="431 226 543 252">□ Periksa</p> <ul data-bbox="453 258 632 284" style="list-style-type: none"> ● Barang logam  <ul data-bbox="453 459 733 485" style="list-style-type: none"> ● Baut pengunci (Hal. 48)  <ul data-bbox="453 651 957 676" style="list-style-type: none"> ● Kemiringan atau permukaan yang tidak stabil  <ul data-bbox="453 890 632 916" style="list-style-type: none"> ● Atur 4 kakinya  <p data-bbox="834 1061 912 1086">(Hal. 48)</p>
Lainnya	<p data-bbox="140 1173 252 1198">Mati lampu</p>  <p data-bbox="274 1228 319 1254">Mati</p> <p data-bbox="341 1173 386 1198">Alat</p> 	<p data-bbox="431 1120 543 1145">□ Periksa</p> <ul data-bbox="453 1152 957 1209" style="list-style-type: none"> ● Saat daya pulih, operasi berlanjut di mana ia berhenti. 

Tampilan Pesan Kesalahan

Tampilan Pesan Kesalahan	Poin-poin untuk pemeriksaan
<p>U 11</p> <p>Tidak dapat mengeringkan</p>	<p>1 Periksa</p> <p>2</p> <p>3 Mulai</p> <p> (Hal. 37) </p>
<p>U 12</p> <p>Pintu terbuka</p>	<p>1</p> <p>2 Mulai</p>
<p>U 13</p> <p>Tidak dapat berputar / kering</p>	<p>1</p> <p>2 Periksa</p> <p>3 Mulai</p> <p> Tidak rata Bahkan Tidak stabil atau miring Stabil Terlalu banyak Mengurangi Terlalu sedikit Menambahkan </p> <p><Dry Assist (Bantuan Pengeringan)></p> <p> Terlalu basah Berputar (1400 r/min) </p>
<p>U 14</p> <p>Tidak dapat suplai air</p>	<p>1 Periksa</p> <p>2</p> <p>3 Mulai</p> <p> Pemadaman air Mematikan Filter suplai air (Hal. 33) </p>

Tampilan Pesan Kesalahan	Poin-poin untuk pemeriksaan	
 Tidak dapat berputar	1 Memulai ulang   Matikan Hidup	2 Jalankan Bilas dan Putar program "Active Speed 38 (Kecepatan Aktif 38)" <div> • Lain kali:   Deterjen busa rendah </div>
	1  2  3 	

■ Informasi

 Tidak dapat membuka	<div>  <div> Panas Selama keringkan (Hal. 31) </div> </div> <div>  <div> Mulai pendinginan 9 sampai 24 menit. </div> </div> <div>  </div>
-----------------------------------------------------------------------------------------------------------------	----------------------------------------------------------------------------------------------------------------------------------------------------------------------------------------------------------------------------------------------------------------------------------------------------------------------------------------------------------------------------------------------------------------------------------------------------------

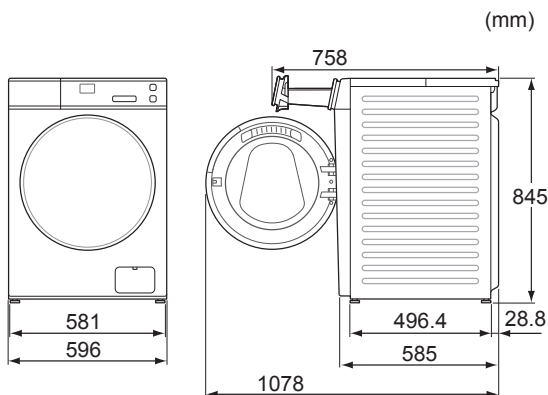
Memilih Lokasi yang Benar



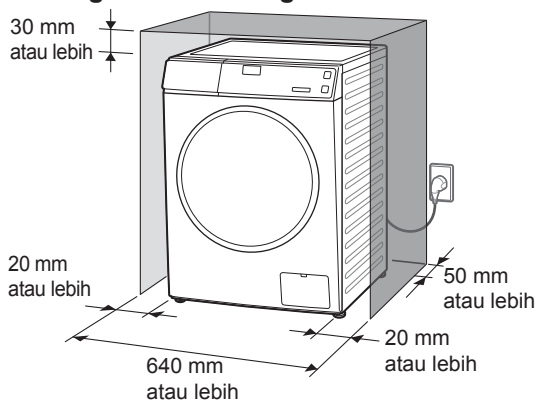
Pastikan untuk bertanya kepada petugas servis untuk pemasangan.

- Jangan memasang mesin sendiri.
- Ikuti metode pemasangan berikut ini. Jika tidak, Panasonic tidak akan bertanggung jawab atas kecelakaan atau kerusakan apa pun.

Dimensi Mesin



■ Mengatur Pemasangan



- Jangan biarkan bagian logam dari alat ini bersentuhan dengan wastafel logam atau peralatan lainnya.

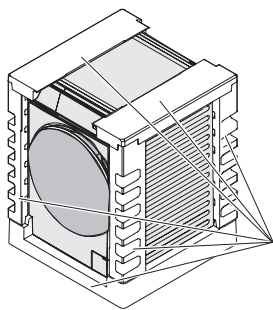

Periksa Lokasi.



Pemindahan dan Pemasangan

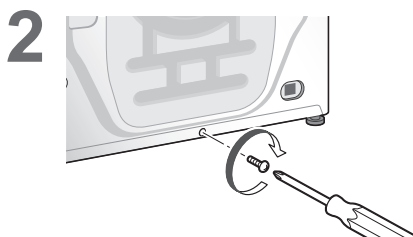
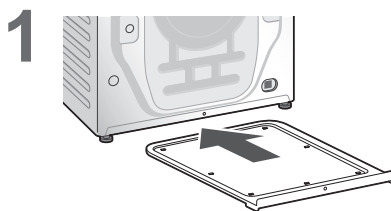
Membawa mesin cuci

Jangan lakukan sendiri.



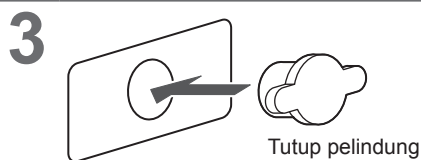
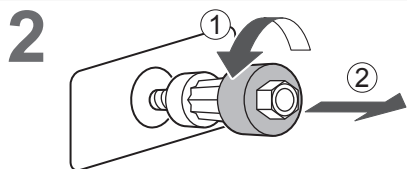
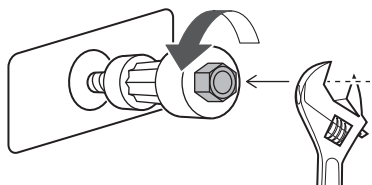
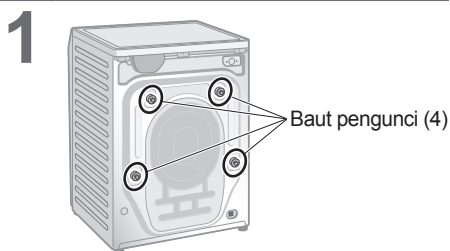
Lepaskan semua bantalan kemasan sebelum mulai menggunakan alat.

Pemasangan penutup bawah

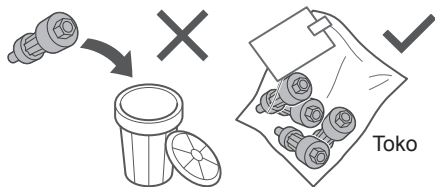


Pemasangan Pemindahan dan Pemasangan (lanjutan)

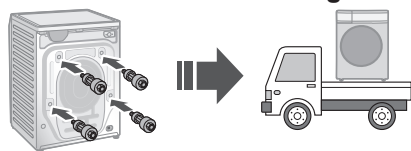
Melepaskan baut pengunci



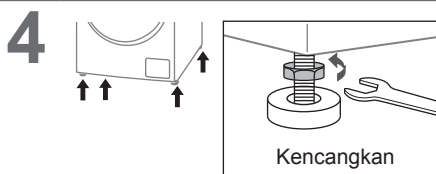
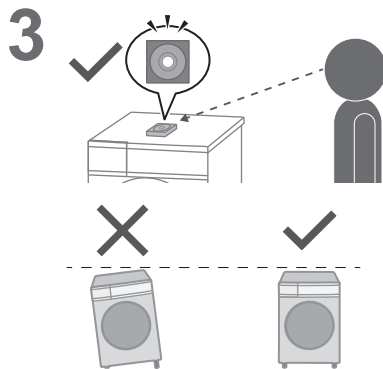
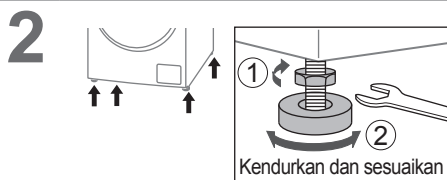
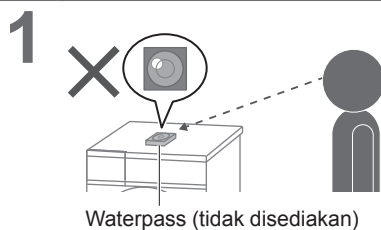
CATATAN



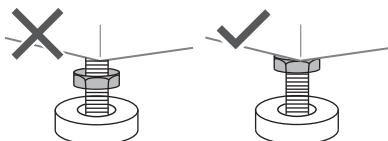
Memindahkan mesin lagi



Penempatan mesin cuci



CATATAN



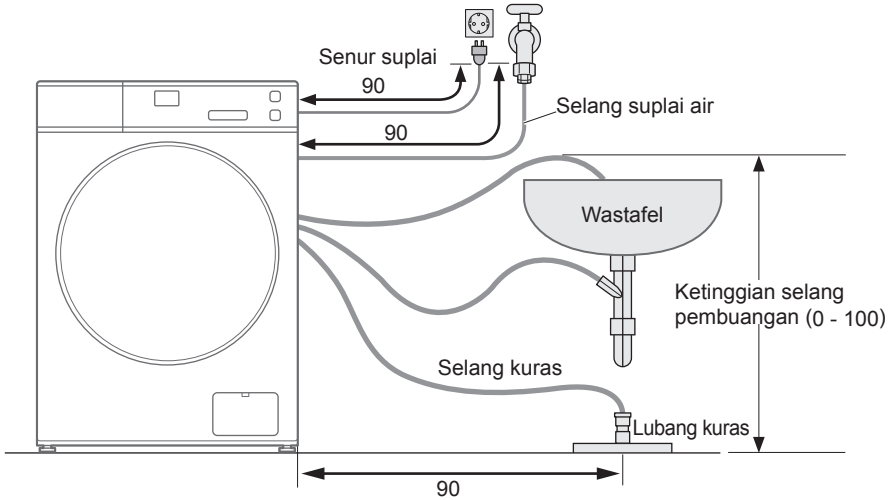
Menghubungkan Selang

Sambungkan selang dengan benar untuk mencegah kebocoran air.

Jarak sambung maksimum untuk selang dan senur suplai

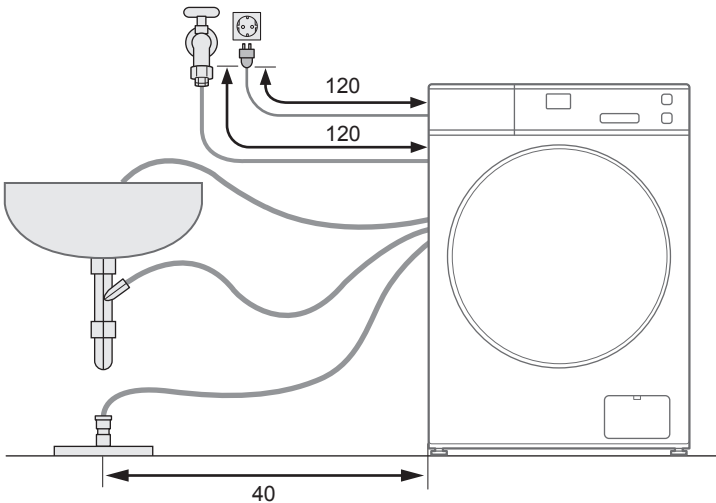
Sambungan sisi kanan

(cm)



Sambungan sisi kiri

(cm)



Selang suplai air

■ Menghubungkan selang suplai air



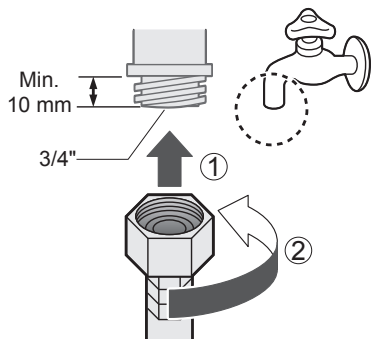
PERHATIAN

- Kencangkan mur dengan erat.
- Jangan memuntir, menindih, memodifikasi atau memotong selang.

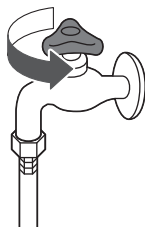
1



2



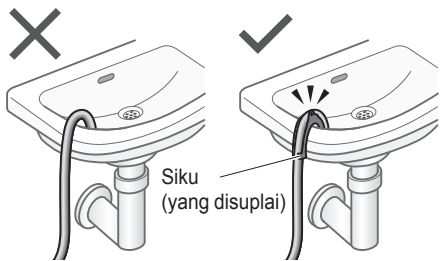
3



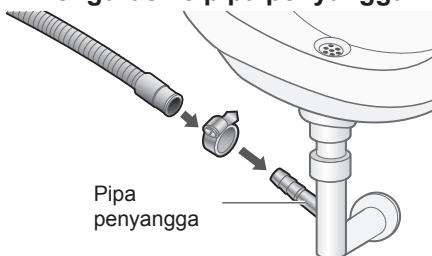
Selang kuras

■ Menguras ke wastafel atau baskom

MEMPERHATIKAN



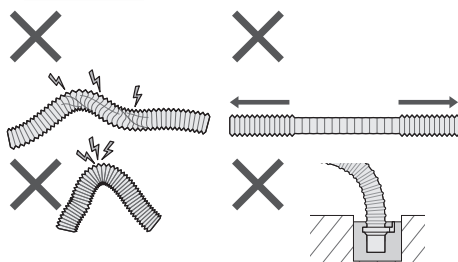
■ Menguras ke pipa penyangga



■ Menguras ke lubang pembuangan



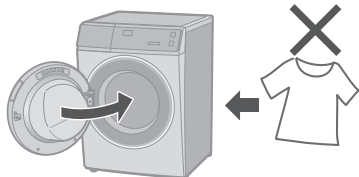
CATATAN



1



2



3



4



Active Speed 38
(Kecepatan Aktif 38)

5



Periksa setelah uji coba

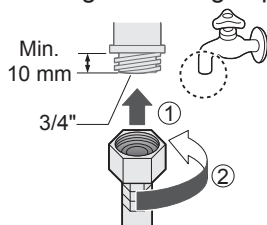
Masalah

Kebocoran air



Penyebab dan Penanggulangan

Hubungkan selang suplai air dengan benar

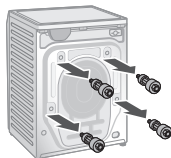


● Melepaskan baut pengunci (Hal. 48)

● Pasang dengan stabil



Suara abnormal



Tampilan pesan kesalahan

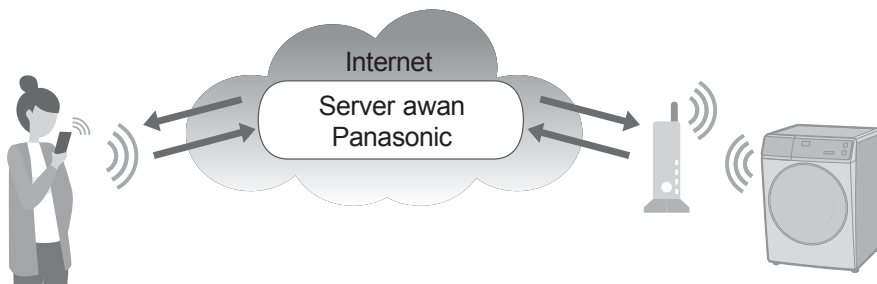


Lihat Hal. 44.

Panasonic SmartApp+

Lebih nyaman dengan *smartphone* Anda

Anda dapat memakai layanan dengan menggunakan “Panasonic SmartApp+”.



Anda dapat mengoperasikan mesin cuci atau setel waktu dengan aplikasi.

Dukung pemilihan program dari riwayat program.

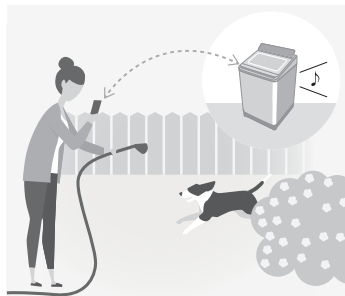
Kami mempunyai program “Favorit Saya”. Anda dapat menciptakan program asli dengan pengaturan favorit Anda.

- Hingga 10 program.



Notifikasi dari status pencucian dan akhir dari operasi.

Pakaian dapat dikeluarkan segera setelah pencucian.



- Daftar isi, fungsi dan desain dari layanan ini dapat berubah sewaktu-waktu atau dihentikan tanpa pemberitahuan sebelumnya.

Memerlukan Peralatan dan Lingkungan

Mari periksa peralatan yang diperlukan untuk menggunakan aplikasi.

■ *Smartphone* Android atau iOS (iPhone)

- Tentang OS yang didukung

<https://www.panasonic.com/fiot/wash/>



Situs Web Panasonic



■ *Router wireless LAN*

Gunakan *router wireless LAN* untuk terhubung ke internet.



■ Lingkungan Internet

Mohon konfirmasi bahwa ini adalah jaringan broadband.

Contohnya FTTH (serat optik), ADSL, CATV (televisi kabel), dll.

Biaya sambungan internet akan ditanggung oleh pelanggan.



CATATAN

- Pastikan bahwa *router wireless LAN* mempunyai sambungan standard dari 2.4 GHz band. (Sambungan standards: IEEE802.11b, IEEE802.11g, IEEE802.11n) Lain dari yang tertera di atas tidak dapat digunakan.
- Model yang hanya didukung WEP tidak dapat digunakan.
- Sebagai langkah keamanan, pastikan untuk menggunakan *router wireless LAN* yang dapat disetel dengan metode enkripsi WPA3, WPA2, atau WPA.
- Kami menyarankan metode enkripsi WPA3 dan WPA2 (AES).
- Kami tidak menjamin operasi dari semua *router wireless LAN*. (*router* seluler tidak dijamin bekerja.)

Panasonic SmartApp+ (lanjutan)

Pengaturan Awal



Ikuti pengaturan pada layar aplikasi.

1 Pasang “Panasonic SmartApp+” (gratis)

- Anda dapat menemukan tautan untuk pengunduhan aplikasi dari “Situs Web Panasonic”.

<https://www.panasonic.com/fiot/wash/>



Situs Web Panasonic

- Alternatifnya, Anda dapat mencari aplikasi “Panasonic SmartApp+” di Google Play (Android) atau App Store (iOS) dan pasang aplikasinya.
- Anda juga dapat memindai tautan untuk memasang aplikasi dari kode QR yang ditempel pada mesin cuci.

2 Ikuti instruksi yang ditampilkan pada layar aplikasi dan daftarkan mesin cuci.

- Operasikan pada posisi di mana Anda dapat memeriksa tampilan mesin cuci.
- Ia tidak dapat dioperasikan saat mesin cuci sedang berjalan.



Gunakan aplikasi (Hal. 55)

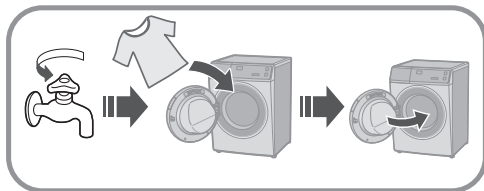
Menggunakan “Panasonic SmartApp+”

Setelah pengaturan awal selesai, Anda dapat menggunakan aplikasinya.

Bersiap untuk menggunakan “Remote (Kendali jarak jauh)”

Anda perlu mempersiapkan mesin cuci sebelum keluar.

1



CATATAN

- Tutup pintu sepenuhnya.

2



Menyala
(Hidup)



Memeriksa
pengaturan
“Auto Dose
(Dosis Otomatis)”
(Hal. 11, 14)

atau



3



Sekitar. 2 dtk.


Setelah 10 menit.



Semua lampu indikasi
dimatikan, kecuali:



CATATAN

- Untuk membatalkan mode kendali jarak jauh dan membuka pintu → matikan daya.
- Ketika tidak ada kendali jarak jauh dari aplikasi, mode kendali jarak jauh akan dibebaskan setelah 23 jam. Selama mode kendali jarak jauh, semua tombol pada peralatan (kecuali ) dinonaktifkan. Anda hanya dapat mengendalikan mesin cuci dari aplikasi. Setelah 23 jam, layar normal ditampilkan dan kendali jarak jauh dinonaktifkan.

Untuk memeriksa status sambungan dengan lampu pada panel kontrol.

■ Posisi lampu



Menyala Tersambung (terhubung)



Berkedip Mencoba untuk tersambung
(Menghubungkan ke server)



Mati Tidak terhubung

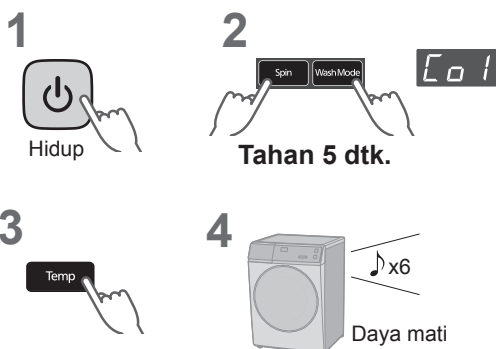


Panasonic SmartApp+ (lanjutan)

Inisialisasi

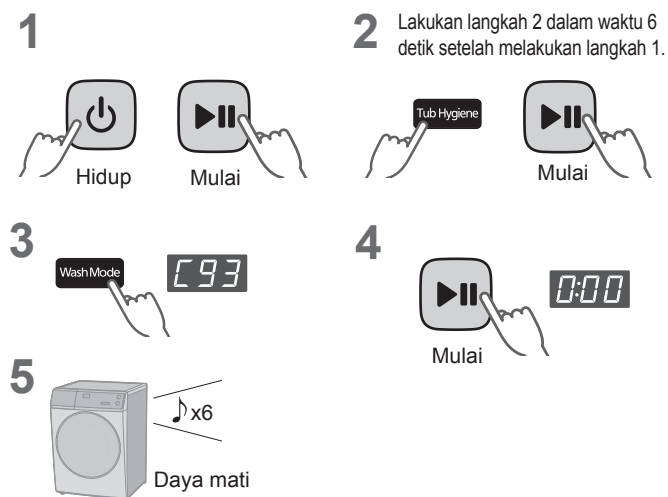
- Ketika Anda berhenti menggunakan "Panasonic SmartApp+"
- Penggunaan yang dicurigai karena akses yang tidak sah
- Jika peralatan adalah mesin bekas

Setel ulang pengaturan *wireless LAN* ke pengaturan bawaan. (Operasikan pada mesin cuci)
Anda juga seharusnya berhenti menggunakan layanan aplikasi.



Setel ulang semua konten seperti pengaturan *wireless LAN* nirkabel, pengaturan mesin cuci, riwayat pengoperasian, dll. ke keadaan saat pembelian. Kode QR berada di balik pintu perangkat tidak dapat digunakan untuk registrasi selanjutnya. (Inisialisasi penuh)
(Operasikan pada mesin cuci)

Ketika Anda membuang atau memindahkan mesin cuci



Tampilan Pesan Kesalahan

Tampilan pesan kesalahan	Penyebab dan Penanggulangan
U81	<ul style="list-style-type: none"> ● Gagal menghubungkan mesin cuci dan <i>router wireless LAN</i>. Periksa hal berikut ini. <ul style="list-style-type: none"> • Router tidak dihidupkan. → Hidupkan daya. • Jarak antara <i>router</i> dan mesin cuci terlalu jauh. → dekatkan <i>router</i>. • Ada perangkat yang menggunakan gelombang radio, seperti tungku gelombang mikro, disekitar. <ul style="list-style-type: none"> → Jaga jarak. → Berhenti menggunakan perangkat atau tunggu sebentar dan coba lagi. • Banyak perangkat yang terhubung ke <i>router</i>. <ul style="list-style-type: none"> → Matikan daya dari perangkat yang tidak Anda gunakan.
U82	<ul style="list-style-type: none"> ● Kesalahan sambungan dengan server. ● Ada masalah dengan koneksi internet Anda. <ul style="list-style-type: none"> → Jika Anda tidak tahu penyebabnya, Hubungi penyedia, pembawa atau pembuat <i>router</i> Anda.
U83	<ul style="list-style-type: none"> ● Pada “Backup connection (Koneksi cadangan)”, SSID atau kata sandi <i>router</i> tidak benar. <ul style="list-style-type: none"> → Periksa deskripsi <i>router</i>. ● Gagal menghubungkan mesin cuci dan <i>router</i>. <ul style="list-style-type: none"> → Periksa “U81” di atas.
U84	<ul style="list-style-type: none"> ● “Scan connection (Koneksi pindaian)” gagal. Periksa hal berikut ini. <ul style="list-style-type: none"> • Pengaturan Bluetooth® pada <i>smartphone</i> Anda mati. • Kode QR tidak dapat dibaca dengan benar. → Pastikan bahwa pengaturan Bluetooth® Hidup, dan kemudian hubungkan lagi. Jika Anda tetap tidak bisa terhubung, mohon coba “Backup connection (Koneksi cadangan)”.
Aplikasi menampilkan kata seperti “Tidak dapat tersambung dengan mesin cuci.”	<ul style="list-style-type: none"> ● Sambungkan lagi setelah beberapa saat, atau periksa status koneksi dengan metode berikut. <div data-bbox="308 1289 1005 1437"> <p>1 Matikan</p> <p>2 Hidup</p> <p>3 Tahan 5 dtk.</p> <p>4 Timer</p> </div> <ul style="list-style-type: none"> → Jika “U81”, “U82”, dll. ditampilkan, menandakan kesalahan pada koneksi. Periksa yang tertera di atas.

Panasonic SmartApp+ (lanjutan)

Penggunaan untuk *wireless LAN/Bluetooth®*

■ Pembatasan penggunaan

Mohon dicatat bahwa ada pembatasan sebagai berikut pada penggunaan. Panasonic tidak bertanggung jawab untuk segala kerusakan insidental akibat dari kegagalan untuk mematuhi pembatasan dan penggunaan atau ketidakmampuan menggunakan mesin.

- Jangan menghubungkan pada jaringan *wireless* yang tidak diizinkan untuk Anda gunakan.
Sebuah jaringan *wireless* (SSID*) yang tidak diizinkan untuk Anda gunakan mungkin akan ditampilkan saat pencarian lingkungan jaringan *wireless*, namun jika Anda menyambungkannya, jaringan tersebut dapat dianggap sebagai akses yang tidak sah.
- Jangan gunakan di tempat yang menghasilkan medan magnet, listrik statis, atau gangguan radio.
Jika Anda menggunakannya dekat perangkat berikut, sambungan mungkin terganggu atau kecepatan mungkin melambat.
 - Tungku gelombang mikro
 - Perangkat *wireless LAN / Bluetooth®* lainnya
 - Perangkat lain yang menggunakan gelombang radio di 2,4 GHz band (telepon nirkabel digital, perangkat audio *wireless*, konsol permainan, periferal PC, dll.)
 - Benda logam yang mudah memantulkan gelombang radio

■ Langkah keamanan

- Karena *wireless LAN* menggunakan gelombang radio untuk mengirim dan menerima data, maka terdapat risiko dari akses tidak sah. Ambil langkah keamanan untuk memastikan keamanan dari data Anda. (Hal. 53) Mohon dicatat bahwa kami tidak bertanggung jawab untuk segala masalah yang timbul tanpa mengambil langkah keamanan.
- Untuk kata sandi (kunci enkripsi) *router wireless LAN*, mengacu pada buku instruksi dari *router wireless LAN* dan setel dengan pertimbangan keamanan.

■ Tentang *firmware*

- Mesin ini mempunyai fungsi untuk terhubung ke server pembaruan *firmware* kami melalui internet dan melakukan pembaruan otomatis pada *firmware* nya sendiri keversi terbaru. Karena sambungan *wireless* sementara terganggu selama pembaruan, sambungan mungkin terganggu atau kecepatan melambat.
- Jangan menganalisis atau memodifikasi *firmware*.

* Nama yang digunakan untuk identifikasi jaringan tertentu pada *wireless LAN*. Jika SSID ini cocok dengan kedua perangkat, maka sambungan mungkin terjadi.

Hak Cipta, dll.

- Android and Google Play are trademarks or registered trademarks of Google LLC.
- iPhone is a trademark of Apple Inc., registered in the U.S. and other countries.
- IOS is a trademark or registered trademark of Cisco in the U.S. and other countries and is used under license.
- The App Store is a service mark of Apple Inc.
- QR Code is registered trademark of DENSO WAVE INCORPORATED.
- Bluetooth® word mark and logo are registered trademarks owned by Bluetooth SIG, Inc.
- Panasonic Corporation uses these marks under license. Other trademarks and trade names are property of their respective owners.
- Other names, company names, product names, etc. described in this manual are trademarks or registered trademarks of their respective companies. Some ™ and ® marks are not included in the text.

■ About software

This product consists of the following types of software.

- (1) Software developed by or for Panasonic Corporation (Panasonic)
- (2) Software owned by a third party and licensed to Panasonic
- (3) Conditionally licensed open source software

The software classified in (3) above is distributed with the expectation that it will be useful on its own, but we do not warrant any implied guarantee of “commerciality” or “fitness for a specific purpose”. No warranty is given, including.

cJSON

Copyright (c) 2009 Dave Gamble

Copyright (c) 2009-2017 Dave Gamble and cJSON contributors

Permission is hereby granted, free of charge, to any person obtaining a copy of this software and associated documentation files (the “Software”), to deal in the Software without restriction, including without limitation the rights to use, copy, modify, merge, publish, distribute, sublicense, and/or sell copies of the Software, and to permit persons to whom the Software is furnished to do so, subject to the following conditions:

The above copyright notice and this permission notice shall be included in all copies or substantial portions of the Software.

THE SOFTWARE IS PROVIDED “AS IS”, WITHOUT WARRANTY OF ANY KIND, EXPRESS OR IMPLIED, INCLUDING BUT NOT LIMITED TO THE WARRANTIES OF MERCHANTABILITY, FITNESS FOR A PARTICULAR PURPOSE AND NONINFRINGEMENT. IN NO EVENT SHALL THE AUTHORS OR COPYRIGHT HOLDERS BE LIABLE FOR ANY CLAIM, DAMAGES OR OTHER LIABILITY, WHETHER IN AN ACTION OF CONTRACT, TORT OR OTHERWISE, ARISING FROM, OUT OF OR IN CONNECTION WITH THE SOFTWARE OR THE USE OR OTHER DEALINGS IN THE SOFTWARE.

wpa_supplicant

Copyright (c) 2005-2009, Jouni Malinen <j@w1.fi>

Copyright (c) 2008, Jouni Malinen <j@w1.fi>

wpa_supplicant
=====

Copyright (c) 2003-2019, Jouni Malinen <j@w1.fi> and contributors All Rights Reserved.

This program is licensed under the BSD license (the one with advertisement clause removed).

If you are submitting changes to the project, please see CONTRIBUTIONS file for more instructions.

License

This software may be distributed, used, and modified under the terms of BSD license:

Redistribution and use in source and binary forms, with or without modification, are permitted provided that the following conditions are met:

1. Redistributions of source code must retain the above copyright notice, this list of conditions and the following disclaimer.
2. Redistributions in binary form must reproduce the above copyright notice, this list of conditions and the following disclaimer in the documentation and/or other materials provided with the distribution.

Panasonic SmartApp+ (lanjutan)

Hak Cipta, dll. (lanjutan)

3. Neither the name(s) of the above-listed copyright holder(s) nor the names of its contributors may be used to endorse or promote products derived from this software without specific prior written permission.

THIS SOFTWARE IS PROVIDED BY THE COPYRIGHT HOLDERS AND CONTRIBUTORS "AS IS" AND ANY EXPRESS OR IMPLIED WARRANTIES, INCLUDING, BUT NOT LIMITED TO, THE IMPLIED WARRANTIES OF MERCHANTABILITY AND FITNESS FOR A PARTICULAR PURPOSE ARE DISCLAIMED. IN NO EVENT SHALL THE COPYRIGHT OWNER OR CONTRIBUTORS BE LIABLE FOR ANY DIRECT, INDIRECT, INCIDENTAL, SPECIAL, EXEMPLARY, OR CONSEQUENTIAL DAMAGES (INCLUDING, BUT NOT LIMITED TO, PROCUREMENT OF SUBSTITUTE GOODS OR SERVICES; LOSS OF USE, DATA, OR PROFITS; OR BUSINESS INTERRUPTION) HOWEVER CAUSED AND ON ANY THEORY OF LIABILITY, WHETHER IN CONTRACT, STRICT LIABILITY, OR TORT (INCLUDING NEGLIGENCE OR OTHERWISE) ARISING IN ANY WAY OUT OF THE USE OF THIS SOFTWARE, EVEN IF ADVISED OF THE POSSIBILITY OF SUCH DAMAGE.

Mbed TLS

Copyright (C) 2006-2015, ARM Limited, All Rights Reserved
Copyright (C) 2006-2016, ARM Limited, All Rights Reserved
Copyright (C) 2006-2017, ARM Limited, All Rights Reserved
Copyright (C) 2006-2018, ARM Limited, All Rights Reserved
Copyright (C) 2006-2018, Arm Limited (or its affiliates), All Rights Reserved
Copyright (C) 2006-2018, Arm Limited (or its affiliates), All Rights Reserved.
Copyright (C) 2006-2019, ARM Limited, All Rights Reserved
Copyright (C) 2006-2019, Arm Limited (or its affiliates), All Rights Reserved
Copyright (C) 2016, ARM Limited, All Rights Reserved
Copyright (C) 2016-2018, ARM Limited, All Rights Reserved
Copyright (C) 2018, Arm Limited (or its affiliates), All Rights Reserved
Copyright (C) 2018, Arm Limited, All Rights Reserved

RealtekSDK

(C) COPYRIGHT 2011 STMicroelectronics
(c) COPYRIGHT 2017 Realtek Semiconductor Corporation
Copyright (C) 2019 Amazon.com, Inc. or its affiliates. All Rights Reserved.
Copyright (c) 2006-2013 ARM Limited
Copyright (c) 2009-2016 ARM Limited. All rights reserved.
Copyright (c) 2009-2017 ARM Limited. All rights reserved.
Copyright (c) 2009-2018 Arm Limited. All rights reserved.
Copyright (c) 2013 ARM LIMITED All rights reserved.
Copyright (c) 2013 Realtek Semiconductor Corp.
Copyright (c) 2013-2016 Realtek Semiconductor Corp.

Copyright (c) 2014, Realtek Semiconductor Corp. All rights reserved.

Copyright (c) 2015, Realtek Semiconductor Corporation. All rights reserved.

Copyright (c) 2015, Realtek Semiconductor Corp. All rights reserved.

Copyright (c) 2015, Realtek Semiconductor Corporation. All rights reserved.

Copyright (c) 2017, Realtek Semiconductor Corporation. All rights reserved.

Copyright (c) 2017, Realtek Semiconductor Corporation. All rights reserved.

Copyright (c) 2017-2018 Arm Limited. All rights reserved.

Copyright 2014 Tencent. All rights reserved.

Copyright(c) 2007 - 2012 Realtek Corporation. All rights reserved.

Copyright(c) 2007 - 2016 Realtek Corporation. All rights reserved.

Copyright(c) 2007 - 2017 Realtek Corporation. All rights reserved.

Copyright(c) 2007 - 2018 Realtek Corporation. All rights reserved.

Copyright(c)2014, Realtek Semiconductor Corporation. All rights reserved.

Copyright(c)2015, Realtek Semiconductor Corporation. All rights reserved.

Copyright(c)2016, Realtek Semiconductor Corporation. All rights reserved.

Copyright(c)2017, Realtek Semiconductor Corporation. All rights reserved.

Copyright(c)2019, Realtek Semiconductor Corporation. All rights reserved.

copyright Kulesh Shanmugasundaram (kulesh [squiggly] isis.poly.edu)

Apache License

Version 2.0, January 2004

<http://www.apache.org/licenses/>

TERMS AND CONDITIONS FOR USE, REPRODUCTION, AND DISTRIBUTION

1. Definitions.

"License" shall mean the terms and conditions for use, reproduction, and distribution as defined by Sections 1 through 9 of this document.

"Licensor" shall mean the copyright owner or entity authorized by the copyright owner that is granting the License.

"Legal Entity" shall mean the union of the acting entity and all other entities that control, are controlled by, or are under common control with that entity. For the purposes of this definition, "control" means (i) the power, direct or indirect, to cause the direction or management of such entity, whether by contract or otherwise, or (ii) ownership of fifty percent (50%) or more of the outstanding shares, or (iii) beneficial ownership of such entity.

"You" (or "Your") shall mean an individual or Legal Entity exercising permissions granted by this License.

"Source" form shall mean the preferred form for making modifications, including but not limited to software source code, documentation source, and configuration files.

"Object" form shall mean any form resulting from mechanical transformation or translation of a Source form, including but not limited to compiled object code, generated documentation, and conversions to other media types.

"Work" shall mean the work of authorship, whether in Source or Object form, made available under the License, as indicated by a copyright notice that is included in or attached to the work (an example is provided in the Appendix below).

"Derivative Works" shall mean any work, whether in Source or Object form, that is based on (or derived from) the Work and for which the editorial revisions, annotations, elaborations, or other modifications represent, as a whole, an original work of authorship. For the purposes of this License, Derivative Works shall not include works that remain separable from, or merely link (or bind by name) to the interfaces of, the Work and Derivative Works thereof.

"Contribution" shall mean any work of authorship, including the original version of the Work and any modifications or additions to that Work or Derivative Works thereof, that is intentionally submitted to Licensor for inclusion in the Work by the copyright owner or by an individual or Legal Entity authorized to submit on behalf of the copyright owner. For the purposes of this definition, "submitted" means any form of electronic, verbal, or written communication sent to the Licensor or its representatives, including but not limited to communication on electronic mailing lists, source code control systems, and issue tracking systems that are managed by, or on behalf of, the Licensor for the purpose of discussing and improving the Work, but excluding communication that is conspicuously marked or otherwise designated in writing by the copyright owner as "Not a Contribution".

"Contributor" shall mean Licensor and any individual or Legal Entity on behalf of whom a Contribution has been received by Licensor and subsequently incorporated within the Work.

2. Grant of Copyright License.

Subject to the terms and conditions of this License, each Contributor hereby grants to You a perpetual, worldwide, non-exclusive, no-charge, royalty-free, irrevocable copyright license to reproduce, prepare Derivative Works of, publicly display, publicly perform, sublicense, and distribute the Work and such Derivative Works in Source or Object form.

3. Grant of Patent License.

Subject to the terms and conditions of this License, each Contributor hereby grants to You a perpetual, worldwide, non-exclusive, no-charge, royalty-free, irrevocable (except as stated in this section) patent license to make, have made, use, offer to sell, sell, import, and otherwise transfer the Work, where such license applies only to those patent claims licensable by such Contributor that are necessarily infringed by their Contribution(s) alone or by combination of their Contribution(s) with the Work to which such Contribution(s) was submitted. If You institute patent litigation against any entity (including a cross-claim or counterclaim in a lawsuit) alleging that the Work or a Contribution incorporated within the Work constitutes direct or contributory patent infringement, then any patent licenses granted to You under this License for that Work shall terminate as of the date such litigation is filed.

4. Redistribution.

You may reproduce and distribute copies of the Work or Derivative Works thereof in any medium, with or without modifications, and in Source or Object form, provided that You meet the following conditions:

- (a) You must give any other recipients of the Work or Derivative Works a copy of this License; and
- (b) You must cause any modified files to carry prominent notices stating that You changed the files; and
- (c) You must retain, in the Source form of any Derivative Works that You distribute, all copyright, patent, trademark, and attribution notices from the Source form of the Work, excluding those notices that do not pertain to any part of the Derivative Works; and
- (d) If the Work includes a "NOTICE" text file as part of its distribution, then any Derivative Works that You distribute must include a readable copy of the attribution notices contained within such NOTICE file, excluding those notices that do not pertain to any part of the Derivative Works, in at least one of the following places: within a NOTICE text file distributed as part of the Derivative Works; within the Source form or documentation, if provided along with the Derivative Works; or, within a display generated by the Derivative Works, if and wherever such third-party notices normally appear. The contents of the NOTICE file are for informational purposes only and do not modify the License. You may add Your own attribution notices within Derivative Works that You distribute, alongside or as an addendum to the NOTICE text from the Work, provided that such additional attribution notices cannot be construed as modifying the License.

You may add Your own copyright statement to Your modifications and may provide additional or different license terms and conditions for use, reproduction, or distribution of Your modifications, or for any such Derivative Works as a whole, provided Your use, reproduction, and distribution of the Work otherwise complies with the conditions stated in this License.

5. Submission of Contributions.

Unless You explicitly state otherwise, any Contribution intentionally submitted for inclusion in the Work by You to the Licensor shall be under the terms and conditions of this License, without any additional terms or conditions. Notwithstanding the above, nothing herein shall supersede or modify the terms of any separate license agreement you may have executed with Licensor regarding such Contributions.

6. Trademarks.

This License does not grant permission to use the trade names, trademarks, service marks, or product names of the Licensor, except as required for reasonable and customary use in describing the origin of the Work and reproducing the content of the NOTICE file.

7. Disclaimer of Warranty.

Unless required by applicable law or agreed to in writing, Licensor provides the Work (and each Contributor provides its Contributions) on an "AS IS" BASIS, WITHOUT WARRANTIES OR CONDITIONS OF ANY KIND, either express or implied, including, without limitation, any warranties or conditions of TITLE, NON-INFRINGEMENT, MERCHANTABILITY,

Panasonic SmartApp+ (lanjutan)

Hak Cipta, dll. (lanjutan)

or FITNESS FOR A PARTICULAR PURPOSE. You are solely responsible for determining the appropriateness of using or redistributing the Work and assume any risks associated with Your exercise of permissions under this License.

8. Limitation of Liability.

In no event and under no legal theory, whether in tort (including negligence), contract, or otherwise, unless required by applicable law (such as deliberate and grossly negligent acts) or agreed to in writing, shall any Contributor be liable to You for damages, including any direct, indirect, special, incidental, or consequential damages of any character arising as a result of this License or out of the use or inability to use the Work (including but not limited to damages for loss of goodwill, work stoppage, computer failure or malfunction, or any and all other commercial damages or losses), even if such Contributor has been advised of the possibility of such damages.

9. Accepting Warranty or Additional Liability.

While redistributing the Work or Derivative Works thereof, You may choose to offer, and charge a fee for, acceptance of support, warranty, indemnity, or other liability obligations and/or rights consistent with this License. However, in accepting such obligations, You may act only on Your own behalf and on Your sole responsibility, not on behalf of any other Contributor, and only if You agree to indemnify, defend, and hold each Contributor harmless for any liability incurred by, or claims asserted against, such Contributor by reason of your accepting any such warranty or additional liability.

END OF TERMS AND CONDITIONS

APPENDIX: How to apply the Apache License to your work.

To apply the Apache License to your work, attach the following boilerplate notice, with the fields enclosed by brackets “[]” replaced with your own identifying information. (Don't include the brackets!) The text should be enclosed in the appropriate comment syntax for the file format. We also recommend that a file or class name and description of purpose be included on the same “printed page” as the copyright notice for easier identification within third-party archives.

Copyright [yyyy] [name of copyright owner]

Licensed under the Apache License, Version 2.0 (the “License”);
you may not use this file except in compliance with the License.
You may obtain a copy of the License at

<http://www.apache.org/licenses/LICENSE-2.0>

Unless required by applicable law or agreed to in writing, software distributed under the License is distributed on an “AS IS” BASIS, WITHOUT WARRANTIES OR CONDITIONS OF ANY KIND, either express or implied. See the License for the specific language governing permissions and limitations under the License.

lwIP

Copyright (c) 1997 Global Election Systems Inc.
Copyright (c) 2001-2003 Swedish Institute of Computer Science.

Copyright (c) 2001-2003 Swedish Institute of Computer Science. All rights reserved.

Copyright (c) 2001-2004 Axon Digital Design B.V., The Netherlands. All rights reserved.

Copyright (c) 2001-2004 Leon Woestenberg <leon.woestenberg@gmx.net>

Copyright (c) 2001-2004 Swedish Institute of Computer Science. All rights reserved.

Copyright (c) 2002 CITEL Technologies Ltd. All rights reserved.

Copyright (c) 2002-2003, Adam Dunkels.

Copyright (c) 2002-2003, Adam Dunkels. All rights reserved.

Copyright (c) 2003 by Marc Boucher, Services Informatiques (MBSI) inc.

Copyright (c) 2003-2004 Axon Digital Design B.V., The Netherlands. All rights reserved.

Copyright (c) 2003-2004 Leon Woestenberg <leon.woestenberg@axon.tv>

Copyright (c) 2007 Dominik Spies <kontakt@dspies.de> All rights reserved.

Copyright (c) 2010 Inico Technologies Ltd. All rights reserved.

Copyright (c) 2016 The MINIX 3 Project. All rights reserved.

/*

*Copyright (c) 2001, 2002 Swedish Institute of
*Computer Science. All rights reserved.

*

*Redistribution and use in source and binary forms,
*with or without modification, are permitted provided
*that the following conditions are met:

*

*1. Redistributions of source code must retain the
* above copyright notice, this list of conditions and the
* following disclaimer.

*2. Redistributions in binary form must reproduce the
* above copyright notice, this list of conditions and the
* following disclaimer in the documentation and/or
* other materials provided with the distribution.

*3. The name of the author may not be used to endorse
* or promote products derived from this software
* without specific prior written permission.

*

*THIS SOFTWARE IS PROVIDED BY THE
*AUTHOR “AS IS” AND ANY EXPRESS OR IMPLIED
*WARRANTIES, INCLUDING, BUT NOT LIMITED TO,
*THE IMPLIED WARRANTIES OF MERCHANTABILITY
*AND FITNESS FOR A PARTICULAR PURPOSE ARE
*DISCLAIMED. IN NO EVENT SHALL THE AUTHOR BE
*LIABLE FOR ANY DIRECT, INDIRECT, INCIDENTAL,
*SPECIAL, EXEMPLARY, OR CONSEQUENTIAL
*DAMAGES (INCLUDING, BUT NOT LIMITED TO,
*PROCUREMENT OF SUBSTITUTE GOODS OR
*SERVICES; LOSS OF USE, DATA, OR PROFITS;
*OR BUSINESS INTERRUPTION) HOWEVER
*CAUSED AND ON ANY THEORY OF LIABILITY,
*WHETHER IN CONTRACT, STRICT LIABILITY, OR

*TORT (INCLUDING NEGLIGENCE OR OTHERWISE)
*ARISING IN ANY WAY OUT OF THE USE OF
*THIS SOFTWARE, EVEN IF ADVISED OF THE
*POSSIBILITY OF SUCH DAMAGE.

*
*This file is part of the lwIP TCP/IP stack.
*

*Author: Adam Dunkels <adam@sics.se>

*
*/

FreeRTOS

Copyright (C) 2017 Amazon.com, Inc. or its affiliates.
All Rights Reserved.

Copyright (C) 2019 Amazon.com, Inc. or its affiliates.
All Rights Reserved.

The FreeRTOS kernel is released under the MIT open source license, the text of which is provided below.

This license covers the FreeRTOS kernel source files, which are located in the /FreeRTOS/Source directory of the official FreeRTOS kernel download. It also covers most of the source files in the demo application projects, which are located in the /FreeRTOS/Demo directory of the official FreeRTOS download. The demo projects may also include third party software that is not part of FreeRTOS and is licensed separately to FreeRTOS. Examples of third party software includes header files provided by chip or tools vendors, linker scripts, peripheral drivers, etc. All the software in subdirectories of the /FreeRTOS directory is either open source or distributed with permission, and is free for use. For the avoidance of doubt, refer to the comments at the top of each source file.

License text:

Copyright (C) 2019 Amazon.com, Inc. or its affiliates.
All Rights Reserved.

Permission is hereby granted, free of charge, to any person obtaining a copy of this software and associated documentation files (the "Software"), to deal in the Software without restriction, including without limitation the rights to use, copy, modify, merge, publish, distribute, sublicense, and/or sell copies of the Software, and to permit persons to whom the Software is furnished to do so, subject to the following conditions:

The above copyright notice and this permission notice shall be included in all copies or substantial portions of the Software.

THE SOFTWARE IS PROVIDED "AS IS", WITHOUT WARRANTY OF ANY KIND, EXPRESS OR IMPLIED, INCLUDING BUT NOT LIMITED TO THE WARRANTIES OF MERCHANTABILITY, FITNESS FOR A PARTICULAR PURPOSE AND NONINFRINGEMENT. IN NO EVENT SHALL THE AUTHORS OR COPYRIGHT HOLDERS BE LIABLE FOR ANY CLAIM, DAMAGES OR OTHER LIABILITY,

WHETHER IN AN ACTION OF CONTRACT, TORT OR OTHERWISE, ARISING FROM, OUT OF OR IN CONNECTION WITH THE SOFTWARE OR THE USE OR OTHER DEALINGS IN THE SOFTWARE.

newlib

The newlib subdirectory is a collection of software from several sources.

Each file may have its own copyright/license that is embedded in the source file. Unless otherwise noted in the body of the source file(s), the following copyright notices will apply to the contents of the newlib subdirectory:

(1) Red Hat Incorporated

Copyright (c) 1994-2009 Red Hat, Inc.
All rights reserved.

This copyrighted material is made available to anyone wishing to use, modify, copy, or redistribute it subject to the terms and conditions of the BSD License. This program is distributed in the hope that it will be useful, but WITHOUT ANY WARRANTY expressed or implied, including the implied warranties of MERCHANTABILITY or FITNESS FOR A PARTICULAR PURPOSE. A copy of this license is available at <http://www.opensource.org/licenses>. Any Red Hat trademarks that are incorporated in the source code or documentation are not subject to the BSD License and may only be used or replicated with the express permission of Red Hat, Inc.

(2) University of California, Berkeley

Copyright (c) 1981-2000 The Regents of the University of California. All rights reserved.

Redistribution and use in source and binary forms, with or without modification, are permitted provided that the following conditions are met:

- * Redistributions of source code must retain the above copyright notice, this list of conditions and the following disclaimer.
- * Redistributions in binary form must reproduce the above copyright notice, this list of conditions and the following disclaimer in the documentation and/or other materials provided with the distribution.
- * Neither the name of the University nor the names of its contributors may be used to endorse or promote products derived from this software without specific prior written permission.

THIS SOFTWARE IS PROVIDED BY THE COPYRIGHT HOLDERS AND CONTRIBUTORS "AS IS" AND ANY EXPRESS OR IMPLIED WARRANTIES, INCLUDING, BUT NOT LIMITED TO, THE IMPLIED WARRANTIES OF MERCHANTABILITY AND FITNESS FOR A PARTICULAR PURPOSE ARE DISCLAIMED. IN NO EVENT SHALL THE COPYRIGHT OWNER

Panasonic SmartApp+ (lanjutan)

Hak Cipta, dll. (lanjutan)

OR CONTRIBUTORS BE LIABLE FOR ANY DIRECT, INDIRECT, INCIDENTAL, SPECIAL, EXEMPLARY, OR CONSEQUENTIAL DAMAGES (INCLUDING, BUT NOT LIMITED TO, PROCUREMENT OF SUBSTITUTE GOODS OR SERVICES; LOSS OF USE, DATA, OR PROFITS; OR BUSINESS INTERRUPTION) HOWEVER CAUSED AND ON ANY THEORY OF LIABILITY, WHETHER IN CONTRACT, STRICT LIABILITY, OR TORT (INCLUDING NEGLIGENCE OR OTHERWISE) ARISING IN ANY WAY OUT OF THE USE OF THIS SOFTWARE, EVEN IF ADVISED OF THE POSSIBILITY OF SUCH DAMAGE.

(3) David M. Gay (AT&T 1991, Lucent 1998)

The author of this software is David M. Gay.

Copyright (c) 1991 by AT&T.

Permission to use, copy, modify, and distribute this software for any purpose without fee is hereby granted, provided that this entire notice is included in all copies of any software which is or includes a copy or modification of this software and in all copies of the supporting documentation for such software.

THIS SOFTWARE IS BEING PROVIDED "AS IS", WITHOUT ANY EXPRESS OR IMPLIED WARRANTY. IN PARTICULAR, NEITHER THE AUTHOR NOR AT&T MAKES ANY REPRESENTATION OR WARRANTY OF ANY KIND CONCERNING THE MERCHANTABILITY OF THIS SOFTWARE OR ITS FITNESS FOR ANY PARTICULAR PURPOSE.

The author of this software is David M. Gay.

Copyright (C) 1998-2001 by Lucent Technologies All Rights Reserved

Permission to use, copy, modify, and distribute this software and its documentation for any purpose and without fee is hereby granted, provided that the above copyright notice appear in all copies and that both that the copyright notice and this permission notice and warranty disclaimer appear in supporting documentation, and that the name of Lucent or any of its entities not be used in advertising or publicity pertaining to distribution of the software without specific, written prior permission.

LUCENT DISCLAIMS ALL WARRANTIES WITH REGARD TO THIS SOFTWARE, INCLUDING ALL IMPLIED WARRANTIES OF MERCHANTABILITY AND FITNESS. IN NO EVENT SHALL LUCENT OR ANY OF ITS ENTITIES BE LIABLE FOR ANY SPECIAL, INDIRECT OR CONSEQUENTIAL DAMAGES OR ANY DAMAGES WHATSOEVER RESULTING FROM LOSS OF USE, DATA OR PROFITS, WHETHER IN AN ACTION OF CONTRACT, NEGLIGENCE OR OTHER TORTIOUS ACTION, ARISING OUT OF OR IN

CONNECTION WITH THE USE OR PERFORMANCE OF THIS SOFTWARE.

(4) Advanced Micro Devices

Copyright 1989, 1990 Advanced Micro Devices, Inc.

This software is the property of Advanced Micro Devices, Inc (AMD) which specifically grants the user the right to modify, use and distribute this software provided this notice is not removed or altered. All other rights are reserved by AMD.

AMD MAKES NO WARRANTY OF ANY KIND, EXPRESS OR IMPLIED, WITH REGARD TO THIS SOFTWARE. IN NO EVENT SHALL AMD BE LIABLE FOR INCIDENTAL OR CONSEQUENTIAL DAMAGES IN CONNECTION WITH OR ARISING FROM THE FURNISHING, PERFORMANCE, OR USE OF THIS SOFTWARE.

So that all may benefit from your experience, please report any problems or suggestions about this software to the 29K Technical Support Center at 800-29-29-AMD (800-292-9263) in the USA, or 0800-89-1131 in the UK, or 0031-11-1129 in Japan, toll free. The direct dial number is 512-462-4118.

Advanced Micro Devices, Inc.
29K Support Products
Mail Stop 573
5900 E. Ben White Blvd.
Austin, TX 78741
800-292-9263

(7) Sun Microsystems

Copyright (C) 1993 by Sun Microsystems, Inc.
All rights reserved.

Developed at SunPro, a Sun Microsystems, Inc. business.

Permission to use, copy, modify, and distribute this software is freely granted, provided that this notice is preserved.

(8) Hewlett Packard

(c) Copyright 1986 HEWLETT-PACKARD COMPANY

To anyone who acknowledges that this file is provided "AS IS" without any express or implied warranty:

permission to use, copy, modify, and distribute this file for any purpose is hereby granted without fee, provided that the above copyright notice and this notice appears in all copies, and that the name of Hewlett-Packard Company not be used in advertising or publicity pertaining to distribution of the software without specific, written prior permission.

Hewlett-Packard Company makes no representations about the suitability of this software for any purpose.

(9) Hans-Peter Nilsson

Copyright (C) 2001 Hans-Peter Nilsson

Permission to use, copy, modify, and distribute this software is freely granted, provided that the above copyright notice, this notice and the following disclaimer are preserved with no changes.

THIS SOFTWARE IS PROVIDED "AS IS" AND WITHOUT ANY EXPRESS OR IMPLIED WARRANTIES, INCLUDING, WITHOUT LIMITATION, THE IMPLIED WARRANTIES OF MERCHANTABILITY AND FITNESS FOR A PARTICULAR PURPOSE.

(11) Christopher G. Demetriou

Copyright (c) 2001 Christopher G. Demetriou
All rights reserved.

Redistribution and use in source and binary forms, with or without modification, are permitted provided that the following conditions are met:

1. Redistributions of source code must retain the above copyright notice, this list of conditions and the following disclaimer.
2. Redistributions in binary form must reproduce the above copyright notice, this list of conditions and the following disclaimer in the documentation and/or other materials provided with the distribution.
3. The name of the author may not be used to endorse or promote products derived from this software without specific prior written permission.

THIS SOFTWARE IS PROVIDED BY THE AUTHOR "AS IS" AND ANY EXPRESS OR IMPLIED WARRANTIES, INCLUDING, BUT NOT LIMITED TO, THE IMPLIED WARRANTIES OF MERCHANTABILITY AND FITNESS FOR A PARTICULAR PURPOSE ARE DISCLAIMED. IN NO EVENT SHALL THE AUTHOR BE LIABLE FOR ANY DIRECT, INDIRECT, INCIDENTAL, SPECIAL, EXEMPLARY, OR CONSEQUENTIAL DAMAGES (INCLUDING, BUT NOT LIMITED TO, PROCUREMENT OF SUBSTITUTE GOODS OR SERVICES; LOSS OF USE, DATA, OR PROFITS; OR BUSINESS INTERRUPTION) HOWEVER CAUSED AND ON ANY THEORY OF LIABILITY, WHETHER IN CONTRACT, STRICT LIABILITY, OR TORT (INCLUDING NEGLIGENCE OR OTHERWISE) ARISING IN ANY WAY OUT OF THE USE OF THIS SOFTWARE, EVEN IF ADVISED OF THE POSSIBILITY OF SUCH DAMAGE.

(12) SuperH, Inc.

Copyright 2002 SuperH, Inc. All rights reserved

This software is the property of SuperH, Inc (SuperH) which specifically grants the user the right to modify, use and distribute this software provided this notice is not removed or altered. All other rights are reserved by SuperH.

SUPERH MAKES NO WARRANTY OF ANY KIND, EXPRESS OR IMPLIED, WITH REGARD TO THIS SOFTWARE. IN NO EVENT SHALL SUPERH BE LIABLE FOR INDIRECT, SPECIAL, INCIDENTAL OR CONSEQUENTIAL DAMAGES IN CONNECTION WITH OR ARISING FROM THE FURNISHING, PERFORMANCE, OR USE OF THIS SOFTWARE.

So that all may benefit from your experience, please report any problems or suggestions about this software to the SuperH Support Center via e-mail at softwaresupport@superh.com.

SuperH, Inc.
405 River Oaks Parkway
San Jose
CA 95134
USA

(13) Royal Institute of Technology

Copyright (c) 1999 Kungliga Tekniska Högskolan
(Royal Institute of Technology, Stockholm, Sweden).
All rights reserved.

Redistribution and use in source and binary forms, with or without modification, are permitted provided that the following conditions are met:

1. Redistributions of source code must retain the above copyright notice, this list of conditions and the following disclaimer.
2. Redistributions in binary form must reproduce the above copyright notice, this list of conditions and the following disclaimer in the documentation and/or other materials provided with the distribution.
3. Neither the name of KTH nor the names of its contributors may be used to endorse or promote products derived from this software without specific prior written permission.

THIS SOFTWARE IS PROVIDED BY KTH AND ITS CONTRIBUTORS "AS IS" AND ANY EXPRESS OR IMPLIED WARRANTIES, INCLUDING, BUT NOT LIMITED TO, THE IMPLIED WARRANTIES OF MERCHANTABILITY AND FITNESS FOR A PARTICULAR PURPOSE ARE DISCLAIMED. IN NO EVENT SHALL KTH OR ITS CONTRIBUTORS BE LIABLE FOR ANY DIRECT, INDIRECT, INCIDENTAL, SPECIAL, EXEMPLARY, OR CONSEQUENTIAL DAMAGES (INCLUDING, BUT NOT LIMITED TO, PROCUREMENT OF SUBSTITUTE GOODS OR SERVICES; LOSS OF USE, DATA, OR PROFITS; OR BUSINESS INTERRUPTION) HOWEVER CAUSED AND ON ANY THEORY OF LIABILITY, WHETHER IN CONTRACT, STRICT LIABILITY, OR TORT (INCLUDING NEGLIGENCE OR OTHERWISE) ARISING IN ANY WAY OUT OF THE USE OF THIS SOFTWARE, EVEN IF ADVISED OF THE POSSIBILITY OF SUCH DAMAGE.

Panasonic SmartApp+ (lanjutan)

Hak Cipta, dll. (lanjutan)

(14) Alexey Zelkin

Copyright (c) 2000, 2001 Alexey Zelkin <phantom@FreeBSD.org>
All rights reserved.

Redistribution and use in source and binary forms, with or without modification, are permitted provided that the following conditions are met:

1. Redistributions of source code must retain the above copyright notice, this list of conditions and the following disclaimer.
2. Redistributions in binary form must reproduce the above copyright notice, this list of conditions and the following disclaimer in the documentation and/or other materials provided with the distribution.

THIS SOFTWARE IS PROVIDED BY THE AUTHOR AND CONTRIBUTORS "AS IS" AND ANY EXPRESS OR IMPLIED WARRANTIES, INCLUDING, BUT NOT LIMITED TO, THE IMPLIED WARRANTIES OF MERCHANTABILITY AND FITNESS FOR A PARTICULAR PURPOSE ARE DISCLAIMED. IN NO EVENT SHALL THE AUTHOR OR CONTRIBUTORS BE LIABLE FOR ANY DIRECT, INDIRECT, INCIDENTAL, SPECIAL, EXEMPLARY, OR CONSEQUENTIAL DAMAGES (INCLUDING, BUT NOT LIMITED TO, PROCUREMENT OF SUBSTITUTE GOODS OR SERVICES; LOSS OF USE, DATA, OR PROFITS; OR BUSINESS INTERRUPTION) HOWEVER CAUSED AND ON ANY THEORY OF LIABILITY, WHETHER IN CONTRACT, STRICT LIABILITY, OR TORT (INCLUDING NEGLIGENCE OR OTHERWISE) ARISING IN ANY WAY OUT OF THE USE OF THIS SOFTWARE, EVEN IF ADVISED OF THE POSSIBILITY OF SUCH DAMAGE.

(15) Andrey A. Chernov

Copyright (C) 1997 by Andrey A. Chernov, Moscow, Russia.
All rights reserved.

Redistribution and use in source and binary forms, with or without modification, are permitted provided that the following conditions are met:

1. Redistributions of source code must retain the above copyright notice, this list of conditions and the following disclaimer.
2. Redistributions in binary form must reproduce the above copyright notice, this list of conditions and the following disclaimer in the documentation and/or other materials provided with the distribution.

THIS SOFTWARE IS PROVIDED BY THE AUTHOR "AS IS" AND ANY EXPRESS OR IMPLIED WARRANTIES, INCLUDING, BUT NOT LIMITED TO, THE IMPLIED WARRANTIES OF MERCHANTABILITY AND FITNESS FOR A PARTICULAR PURPOSE ARE DISCLAIMED. IN NO EVENT SHALL THE REGENTS OR CONTRIBUTORS BE LIABLE FOR ANY DIRECT, INDIRECT, INCIDENTAL, SPECIAL, EXEMPLARY, OR CONSEQUENTIAL DAMAGES (INCLUDING, BUT NOT LIMITED TO, PROCUREMENT OF SUBSTITUTE

GOODS OR SERVICES; LOSS OF USE, DATA, OR PROFITS; OR BUSINESS INTERRUPTION) HOWEVER CAUSED AND ON ANY THEORY OF LIABILITY, WHETHER IN CONTRACT, STRICT LIABILITY, OR TORT (INCLUDING NEGLIGENCE OR OTHERWISE) ARISING IN ANY WAY OUT OF THE USE OF THIS SOFTWARE, EVEN IF ADVISED OF THE POSSIBILITY OF SUCH DAMAGE.

(16) FreeBSD

Copyright (c) 1997-2002 FreeBSD Project.
All rights reserved.

Redistribution and use in source and binary forms, with or without modification, are permitted provided that the following conditions are met:

1. Redistributions of source code must retain the above copyright notice, this list of conditions and the following disclaimer.
2. Redistributions in binary form must reproduce the above copyright notice, this list of conditions and the following disclaimer in the documentation and/or other materials provided with the distribution.

THIS SOFTWARE IS PROVIDED BY THE AUTHOR AND CONTRIBUTORS "AS IS" AND ANY EXPRESS OR IMPLIED WARRANTIES, INCLUDING, BUT NOT LIMITED TO, THE IMPLIED WARRANTIES OF MERCHANTABILITY AND FITNESS FOR A PARTICULAR PURPOSE ARE DISCLAIMED. IN NO EVENT SHALL THE AUTHOR OR CONTRIBUTORS BE LIABLE FOR ANY DIRECT, INDIRECT, INCIDENTAL, SPECIAL, EXEMPLARY, OR CONSEQUENTIAL DAMAGES (INCLUDING, BUT NOT LIMITED TO, PROCUREMENT OF SUBSTITUTE GOODS OR SERVICES; LOSS OF USE, DATA, OR PROFITS; OR BUSINESS INTERRUPTION) HOWEVER CAUSED AND ON ANY THEORY OF LIABILITY, WHETHER IN CONTRACT, STRICT LIABILITY, OR TORT (INCLUDING NEGLIGENCE OR OTHERWISE) ARISING IN ANY WAY OUT OF THE USE OF THIS SOFTWARE, EVEN IF ADVISED OF THE POSSIBILITY OF SUCH DAMAGE.

(17) S. L. Moshier

Author: S. L. Moshier.

Copyright (c) 1984,2000 S.L. Moshier

Permission to use, copy, modify, and distribute this software for any purpose without fee is hereby granted, provided that this entire notice is included in all copies of any software which is or includes a copy or modification of this software and in all copies of the supporting documentation for such software.

THIS SOFTWARE IS BEING PROVIDED "AS IS", WITHOUT ANY EXPRESS OR IMPLIED WARRANTY. IN PARTICULAR, THE AUTHOR MAKES NO REPRESENTATION OR WARRANTY OF ANY KIND CONCERNING THE MERCHANTABILITY

OF THIS SOFTWARE OR ITS FITNESS FOR ANY PARTICULAR PURPOSE.

(18) Citrus Project

Copyright (c)1999 Citrus Project,
All rights reserved.

Redistribution and use in source and binary forms, with or without modification, are permitted provided that the following conditions are met:

1. Redistributions of source code must retain the above copyright notice, this list of conditions and the following disclaimer.
2. Redistributions in binary form must reproduce the above copyright notice, this list of conditions and the following disclaimer in the documentation and/or other materials provided with the distribution.

THIS SOFTWARE IS PROVIDED BY THE AUTHOR AND CONTRIBUTORS "AS IS" AND ANY EXPRESS OR IMPLIED WARRANTIES, INCLUDING, BUT NOT LIMITED TO, THE IMPLIED WARRANTIES OF MERCHANTABILITY AND FITNESS FOR A PARTICULAR PURPOSE ARE DISCLAIMED. IN NO EVENT SHALL THE AUTHOR OR CONTRIBUTORS BE LIABLE FOR ANY DIRECT, INDIRECT, INCIDENTAL, SPECIAL, EXEMPLARY, OR CONSEQUENTIAL DAMAGES (INCLUDING, BUT NOT LIMITED TO, PROCUREMENT OF SUBSTITUTE GOODS OR SERVICES; LOSS OF USE, DATA, OR PROFITS; OR BUSINESS INTERRUPTION) HOWEVER CAUSED AND ON ANY THEORY OF LIABILITY, WHETHER IN CONTRACT, STRICT LIABILITY, OR TORT (INCLUDING NEGLIGENCE OR OTHERWISE) ARISING IN ANY WAY OUT OF THE USE OF THIS SOFTWARE, EVEN IF ADVISED OF THE POSSIBILITY OF SUCH DAMAGE.

(19) Todd C. Miller

Copyright (c) 1998 Todd C. Miller
<Todd.Miller@courtesan.com>
All rights reserved.

Redistribution and use in source and binary forms, with or without modification, are permitted provided that the following conditions are met:

1. Redistributions of source code must retain the above copyright notice, this list of conditions and the following disclaimer.
2. Redistributions in binary form must reproduce the above copyright notice, this list of conditions and the following disclaimer in the documentation and/or other materials provided with the distribution.
3. The name of the author may not be used to endorse or promote products derived from this software without specific prior written permission.

THIS SOFTWARE IS PROVIDED "AS IS" AND ANY EXPRESS OR IMPLIED WARRANTIES, INCLUDING, BUT NOT LIMITED TO, THE IMPLIED WARRANTIES OF MERCHANTABILITY AND FITNESS FOR A PARTICULAR PURPOSE ARE DISCLAIMED.

IN NO EVENT SHALL THE AUTHOR BE LIABLE FOR ANY DIRECT, INDIRECT, INCIDENTAL, SPECIAL, EXEMPLARY, OR CONSEQUENTIAL DAMAGES (INCLUDING, BUT NOT LIMITED TO, PROCUREMENT OF SUBSTITUTE GOODS OR SERVICES; LOSS OF USE, DATA, OR PROFITS; OR BUSINESS INTERRUPTION) HOWEVER CAUSED AND ON ANY THEORY OF LIABILITY, WHETHER IN CONTRACT, STRICT LIABILITY, OR TORT (INCLUDING NEGLIGENCE OR OTHERWISE) ARISING IN ANY WAY OUT OF THE USE OF THIS SOFTWARE, EVEN IF ADVISED OF THE POSSIBILITY OF SUCH DAMAGE.

(20) DJ Delorie (i386)

Copyright (C) 1991 DJ Delorie
All rights reserved.

Redistribution, modification, and use in source and binary forms is permitted provided that the above copyright notice and following paragraph are duplicated in all such forms.

This file is distributed WITHOUT ANY WARRANTY; without even the implied warranty of MERCHANTABILITY or FITNESS FOR A PARTICULAR PURPOSE.

(23) Intel (i960)

Copyright (c) 1993 Intel Corporation

Intel hereby grants you permission to copy, modify, and distribute this software and its documentation. Intel grants this permission provided that the above copyright notice appears in all copies and that both the copyright notice and this permission notice appear in supporting documentation. In addition, Intel grants this permission provided that you prominently mark as "not part of the original" any modifications made to this software or documentation, and that the name of Intel Corporation not be used in advertising or publicity pertaining to distribution of the software or the documentation without specific, written prior permission.

Intel Corporation provides this AS IS, WITHOUT ANY WARRANTY, EXPRESS OR IMPLIED, INCLUDING, WITHOUT LIMITATION, ANY WARRANTY OF MERCHANTABILITY OR FITNESS FOR A PARTICULAR PURPOSE. Intel makes no guarantee or representations regarding the use of, or the results of the use of, the software and documentation in terms of correctness, accuracy, reliability, currentness, or otherwise; and you rely on the software, documentation and results solely at your own risk.

IN NO EVENT SHALL INTEL BE LIABLE FOR ANY LOSS OF USE, LOSS OF BUSINESS, LOSS OF PROFITS, INDIRECT, INCIDENTAL, SPECIAL OR CONSEQUENTIAL DAMAGES OF ANY KIND. IN NO EVENT SHALL INTEL'S TOTAL LIABILITY EXCEED THE SUM PAID TO INTEL FOR THE PRODUCT LICENSED HEREUNDER.

Panasonic SmartApp+ (lanjutan)

Hak Cipta, dll. (lanjutan)

(26) Mike Barcroft

Copyright (c) 2001 Mike Barcroft <mike@FreeBSD.org>
All rights reserved.

Redistribution and use in source and binary forms, with or without modification, are permitted provided that the following conditions are met:

1. Redistributions of source code must retain the above copyright notice, this list of conditions and the following disclaimer.
2. Redistributions in binary form must reproduce the above copyright notice, this list of conditions and the following disclaimer in the documentation and/or other materials provided with the distribution.

THIS SOFTWARE IS PROVIDED BY THE AUTHOR AND CONTRIBUTORS "AS IS" AND ANY EXPRESS OR IMPLIED WARRANTIES, INCLUDING, BUT NOT LIMITED TO, THE IMPLIED WARRANTIES OF MERCHANTABILITY AND FITNESS FOR A PARTICULAR PURPOSE ARE DISCLAIMED. IN NO EVENT SHALL THE AUTHOR OR CONTRIBUTORS BE LIABLE FOR ANY DIRECT, INDIRECT, INCIDENTAL, SPECIAL, EXEMPLARY, OR CONSEQUENTIAL DAMAGES (INCLUDING, BUT NOT LIMITED TO, PROCUREMENT OF SUBSTITUTE GOODS OR SERVICES; LOSS OF USE, DATA, OR PROFITS; OR BUSINESS INTERRUPTION) HOWEVER CAUSED AND ON ANY THEORY OF LIABILITY, WHETHER IN CONTRACT, STRICT LIABILITY, OR TORT (INCLUDING NEGLIGENCE OR OTHERWISE) ARISING IN ANY WAY OUT OF THE USE OF THIS SOFTWARE, EVEN IF ADVISED OF THE POSSIBILITY OF SUCH DAMAGE.

(27) Konstantin Chuguev (--enable-newlib-iconv)

Copyright (c) 1999, 2000
Konstantin Chuguev. All rights reserved.

Redistribution and use in source and binary forms, with or without modification, are permitted provided that the following conditions are met:

1. Redistributions of source code must retain the above copyright notice, this list of conditions and the following disclaimer.
2. Redistributions in binary form must reproduce the above copyright notice, this list of conditions and the following disclaimer in the documentation and/or other materials provided with the distribution.

THIS SOFTWARE IS PROVIDED BY THE AUTHOR AND CONTRIBUTORS "AS IS" AND ANY EXPRESS OR IMPLIED WARRANTIES, INCLUDING, BUT NOT LIMITED TO, THE IMPLIED WARRANTIES OF MERCHANTABILITY AND FITNESS FOR A PARTICULAR PURPOSE ARE DISCLAIMED. IN NO EVENT SHALL THE AUTHOR OR CONTRIBUTORS BE LIABLE FOR ANY DIRECT, INDIRECT, INCIDENTAL, SPECIAL, EXEMPLARY, OR CONSEQUENTIAL DAMAGES (INCLUDING, BUT NOT LIMITED TO, PROCUREMENT OF SUBSTITUTE GOODS OR SERVICES; LOSS OF USE, DATA, OR

PROFITS; OR BUSINESS INTERRUPTION) HOWEVER CAUSED AND ON ANY THEORY OF LIABILITY, WHETHER IN CONTRACT, STRICT LIABILITY, OR TORT (INCLUDING NEGLIGENCE OR OTHERWISE) ARISING IN ANY WAY OUT OF THE USE OF THIS SOFTWARE, EVEN IF ADVISED OF THE POSSIBILITY OF SUCH DAMAGE.

iconv (Charset Conversion Library) v2.0

(28) Artem Bityuckiy (--enable-newlib-iconv)

Copyright (c) 2003, Artem B. Bityuckiy, SoftMine Corporation.
Rights transferred to Franklin Electronic Publishers.

Redistribution and use in source and binary forms, with or without modification, are permitted provided that the following conditions are met:

1. Redistributions of source code must retain the above copyright notice, this list of conditions and the following disclaimer.
2. Redistributions in binary form must reproduce the above copyright notice, this list of conditions and the following disclaimer in the documentation and/or other materials provided with the distribution.

THIS SOFTWARE IS PROVIDED BY THE AUTHOR AND CONTRIBUTORS "AS IS" AND ANY EXPRESS OR IMPLIED WARRANTIES, INCLUDING, BUT NOT LIMITED TO, THE IMPLIED WARRANTIES OF MERCHANTABILITY AND FITNESS FOR A PARTICULAR PURPOSE ARE DISCLAIMED. IN NO EVENT SHALL THE AUTHOR OR CONTRIBUTORS BE LIABLE FOR ANY DIRECT, INDIRECT, INCIDENTAL, SPECIAL, EXEMPLARY, OR CONSEQUENTIAL DAMAGES (INCLUDING, BUT NOT LIMITED TO, PROCUREMENT OF SUBSTITUTE GOODS OR SERVICES; LOSS OF USE, DATA, OR PROFITS; OR BUSINESS INTERRUPTION) HOWEVER CAUSED AND ON ANY THEORY OF LIABILITY, WHETHER IN CONTRACT, STRICT LIABILITY, OR TORT (INCLUDING NEGLIGENCE OR OTHERWISE) ARISING IN ANY WAY OUT OF THE USE OF THIS SOFTWARE, EVEN IF ADVISED OF THE POSSIBILITY OF SUCH DAMAGE.

(30) - Alex Tatmanjants (targets using libc/posix)

Copyright (c) 1995 Alex Tatmanjants
<alex@elvisti.kiev.ua>
at Electronni Visti IA, Kiev, Ukraine.
All rights reserved.

Redistribution and use in source and binary forms, with or without modification, are permitted provided that the following conditions are met:

1. Redistributions of source code must retain the above copyright notice, this list of conditions and the following disclaimer.
2. Redistributions in binary form must reproduce the above copyright notice, this list of conditions and the following disclaimer in the documentation and/or other materials provided with the distribution.

THIS SOFTWARE IS PROVIDED BY THE AUTHOR "AS IS" AND ANY EXPRESS OR IMPLIED WARRANTIES, INCLUDING, BUT NOT LIMITED TO, THE IMPLIED WARRANTIES OF MERCHANTABILITY AND FITNESS FOR A PARTICULAR PURPOSE ARE DISCLAIMED. IN NO EVENT SHALL THE AUTHOR BE LIABLE FOR ANY DIRECT, INDIRECT, INCIDENTAL, SPECIAL, EXEMPLARY, OR CONSEQUENTIAL DAMAGES (INCLUDING, BUT NOT LIMITED TO, PROCUREMENT OF SUBSTITUTE GOODS OR SERVICES; LOSS OF USE, DATA, OR PROFITS; OR BUSINESS INTERRUPTION) HOWEVER CAUSED AND ON ANY THEORY OF LIABILITY, WHETHER IN CONTRACT, STRICT LIABILITY, OR TORT (INCLUDING NEGLIGENCE OR OTHERWISE) ARISING IN ANY WAY OUT OF THE USE OF THIS SOFTWARE, EVEN IF ADVISED OF THE POSSIBILITY OF SUCH DAMAGE.

(31) - M. Warner Losh (targets using libc/posix)

Copyright (c) 1998, M. Warner Losh <imp@freebsd.org>
All rights reserved.

Redistribution and use in source and binary forms, with or without modification, are permitted provided that the following conditions are met:

1. Redistributions of source code must retain the above copyright notice, this list of conditions and the following disclaimer.
2. Redistributions in binary form must reproduce the above copyright notice, this list of conditions and the following disclaimer in the documentation and/or other materials provided with the distribution.

THIS SOFTWARE IS PROVIDED BY THE AUTHOR AND CONTRIBUTORS "AS IS" AND ANY EXPRESS OR IMPLIED WARRANTIES, INCLUDING, BUT NOT LIMITED TO, THE IMPLIED WARRANTIES OF MERCHANTABILITY AND FITNESS FOR A PARTICULAR PURPOSE ARE DISCLAIMED. IN NO EVENT SHALL THE AUTHOR OR CONTRIBUTORS BE LIABLE FOR ANY DIRECT, INDIRECT, INCIDENTAL, SPECIAL, EXEMPLARY, OR CONSEQUENTIAL DAMAGES (INCLUDING, BUT NOT LIMITED TO, PROCUREMENT OF SUBSTITUTE GOODS OR SERVICES; LOSS OF USE, DATA, OR PROFITS; OR BUSINESS INTERRUPTION) HOWEVER CAUSED AND ON ANY THEORY OF LIABILITY, WHETHER IN CONTRACT, STRICT LIABILITY, OR TORT (INCLUDING NEGLIGENCE OR OTHERWISE) ARISING IN ANY WAY OUT OF THE USE OF THIS SOFTWARE, EVEN IF ADVISED OF THE POSSIBILITY OF SUCH DAMAGE.

(32) - Andrey A. Chernov (targets using libc/posix)

Copyright (C) 1996 by Andrey A. Chernov, Moscow, Russia.
All rights reserved.

Redistribution and use in source and binary forms, with or without modification, are permitted provided that the following conditions are met:

1. Redistributions of source code must retain the above copyright notice, this list of conditions and the following disclaimer.
2. Redistributions in binary form must reproduce the above copyright notice, this list of conditions and the following disclaimer in the documentation and/or other materials provided with the distribution.

THIS SOFTWARE IS PROVIDED BY THE AUTHOR "AS IS" AND ANY EXPRESS OR IMPLIED WARRANTIES, INCLUDING, BUT NOT LIMITED TO, THE IMPLIED WARRANTIES OF MERCHANTABILITY AND FITNESS FOR A PARTICULAR PURPOSE ARE DISCLAIMED. IN NO EVENT SHALL THE REGENTS OR CONTRIBUTORS BE LIABLE FOR ANY DIRECT, INDIRECT, INCIDENTAL, SPECIAL, EXEMPLARY, OR CONSEQUENTIAL DAMAGES (INCLUDING, BUT NOT LIMITED TO, PROCUREMENT OF SUBSTITUTE GOODS OR SERVICES; LOSS OF USE, DATA, OR PROFITS; OR BUSINESS INTERRUPTION) HOWEVER CAUSED AND ON ANY THEORY OF LIABILITY, WHETHER IN CONTRACT, STRICT LIABILITY, OR TORT (INCLUDING NEGLIGENCE OR OTHERWISE) ARISING IN ANY WAY OUT OF THE USE OF THIS SOFTWARE, EVEN IF ADVISED OF THE POSSIBILITY OF SUCH DAMAGE.

(33) - Daniel Eischen (targets using libc/posix)

Copyright (c) 2001 Daniel Eischen
<deischen@FreeBSD.org>
All rights reserved.

Redistribution and use in source and binary forms, with or without modification, are permitted provided that the following conditions are met:

1. Redistributions of source code must retain the above copyright notice, this list of conditions and the following disclaimer.
2. Redistributions in binary form must reproduce the above copyright notice, this list of conditions and the following disclaimer in the documentation and/or other materials provided with the distribution.

THIS SOFTWARE IS PROVIDED BY THE AUTHOR AND CONTRIBUTORS "AS IS" AND ANY EXPRESS OR IMPLIED WARRANTIES, INCLUDING, BUT NOT LIMITED TO, THE IMPLIED WARRANTIES OF MERCHANTABILITY AND FITNESS FOR A PARTICULAR PURPOSE ARE DISCLAIMED. IN NO EVENT SHALL THE REGENTS OR CONTRIBUTORS BE LIABLE FOR ANY DIRECT, INDIRECT, INCIDENTAL, SPECIAL, EXEMPLARY, OR CONSEQUENTIAL DAMAGES (INCLUDING, BUT NOT LIMITED TO, PROCUREMENT OF SUBSTITUTE GOODS OR SERVICES; LOSS OF USE, DATA, OR PROFITS; OR BUSINESS INTERRUPTION) HOWEVER CAUSED AND ON ANY THEORY OF LIABILITY, WHETHER IN CONTRACT, STRICT LIABILITY, OR TORT (INCLUDING NEGLIGENCE OR OTHERWISE) ARISING IN ANY WAY OUT OF THE USE OF THIS SOFTWARE, EVEN IF ADVISED OF THE POSSIBILITY OF SUCH DAMAGE.

Panasonic SmartApp+ (lanjutan)

Hak Cipta, dll. (lanjutan)

(35) - ARM Ltd (arm and thumb variant targets only)

Copyright (c) 2009-2015 ARM Ltd
All rights reserved.

Redistribution and use in source and binary forms, with or without modification, are permitted provided that the following conditions are met:

1. Redistributions of source code must retain the above copyright notice, this list of conditions and the following disclaimer.
2. Redistributions in binary form must reproduce the above copyright notice, this list of conditions and the following disclaimer in the documentation and/or other materials provided with the distribution.
3. The name of the company may not be used to endorse or promote products derived from this software without specific prior written permission.

THIS SOFTWARE IS PROVIDED BY ARM LTD "AS IS" AND ANY EXPRESS OR IMPLIED WARRANTIES, INCLUDING, BUT NOT LIMITED TO, THE IMPLIED WARRANTIES OF MERCHANTABILITY AND FITNESS FOR A PARTICULAR PURPOSE ARE DISCLAIMED. IN NO EVENT SHALL ARM LTD BE LIABLE FOR ANY DIRECT, INDIRECT, INCIDENTAL, SPECIAL, EXEMPLARY, OR CONSEQUENTIAL DAMAGES (INCLUDING, BUT NOT LIMITED TO, PROCUREMENT OF SUBSTITUTE GOODS OR SERVICES; LOSS OF USE, DATA, OR PROFITS; OR BUSINESS INTERRUPTION) HOWEVER CAUSED AND ON ANY THEORY OF LIABILITY, WHETHER IN CONTRACT, STRICT LIABILITY, OR TORT (INCLUDING NEGLIGENCE OR OTHERWISE) ARISING IN ANY WAY OUT OF THE USE OF THIS SOFTWARE, EVEN IF ADVISED OF THE POSSIBILITY OF SUCH DAMAGE.

(41) Ed Schouten - Free BSD

Copyright (c) 2008 Ed Schouten <ed@FreeBSD.org>
All rights reserved.

Redistribution and use in source and binary forms, with or without modification, are permitted provided that the following conditions are met:

1. Redistributions of source code must retain the above copyright notice, this list of conditions and the following disclaimer.
2. Redistributions in binary form must reproduce the above copyright notice, this list of conditions and the following disclaimer in the documentation and/or other materials provided with the distribution.

THIS SOFTWARE IS PROVIDED BY THE AUTHOR AND CONTRIBUTORS "AS IS" AND ANY EXPRESS OR IMPLIED WARRANTIES, INCLUDING, BUT NOT LIMITED TO, THE IMPLIED WARRANTIES OF MERCHANTABILITY AND FITNESS FOR A PARTICULAR PURPOSE ARE DISCLAIMED. IN NO EVENT SHALL THE AUTHOR OR CONTRIBUTORS BE LIABLE FOR ANY DIRECT, INDIRECT, INCIDENTAL, SPECIAL, EXEMPLARY, OR CONSEQUENTIAL DAMAGES (INCLUDING, BUT

NOT LIMITED TO, PROCUREMENT OF SUBSTITUTE GOODS OR SERVICES; LOSS OF USE, DATA, OR PROFITS; OR BUSINESS INTERRUPTION) HOWEVER CAUSED AND ON ANY THEORY OF LIABILITY, WHETHER IN CONTRACT, STRICT LIABILITY, OR TORT (INCLUDING NEGLIGENCE OR OTHERWISE) ARISING IN ANY WAY OUT OF THE USE OF THIS SOFTWARE, EVEN IF ADVISED OF THE POSSIBILITY OF SUCH DAMAGE.

easy-ecc

Copyright (c) 2013, Kenneth MacKay
All rights reserved.

Redistribution and use in source and binary forms, with or without modification, are permitted provided that the following conditions are met:

- * Redistributions of source code must retain the above copyright notice, this list of conditions and the following disclaimer.
- * Redistributions in binary form must reproduce the above copyright notice, this list of conditions and the following disclaimer in the documentation and/or other materials provided with the distribution.

THIS SOFTWARE IS PROVIDED BY THE COPYRIGHT HOLDERS AND CONTRIBUTORS "AS IS" AND ANY EXPRESS OR IMPLIED WARRANTIES, INCLUDING, BUT NOT LIMITED TO, THE IMPLIED WARRANTIES OF MERCHANTABILITY AND FITNESS FOR A PARTICULAR PURPOSE ARE DISCLAIMED. IN NO EVENT SHALL THE COPYRIGHT HOLDER OR CONTRIBUTORS BE LIABLE FOR ANY DIRECT, INDIRECT, INCIDENTAL, SPECIAL, EXEMPLARY, OR CONSEQUENTIAL DAMAGES (INCLUDING, BUT NOT LIMITED TO, PROCUREMENT OF SUBSTITUTE GOODS OR SERVICES; LOSS OF USE, DATA, OR PROFITS; OR BUSINESS INTERRUPTION) HOWEVER CAUSED AND ON ANY THEORY OF LIABILITY, WHETHER IN CONTRACT, STRICT LIABILITY, OR TORT (INCLUDING NEGLIGENCE OR OTHERWISE) ARISING IN ANY WAY OUT OF THE USE OF THIS SOFTWARE, EVEN IF ADVISED OF THE POSSIBILITY OF SUCH DAMAGE.

Spesifikasi

		NA-V115FW1
Tegangan listrik (V)		220 - 240
Frekuensi sumber listrik (Hz)		50
Masukan daya (W)		1600 - 1900
Masukkan daya elemen pemanas (W)	Untuk mencuci	1445 - 1710
	Untuk mengeringkan	300 - 350
Kecepatan putaran maksimum (r/menit)		1400
Dimensi produk (L x P x T) (mm)		596 × 585 × 845
Berat produk (kg)		69
Berat maksimum kain kering (Mencuci) (kg)		11,5
Berat maksimum kain kering (Pengeringan) (kg)		2,0
Tekanan air keran (MPa)		0,01 - 1



Diimpor oleh:

PT Panasonic Gobel Indonesia

Jl.Dewi Sartika No.14 (Cawang II),
Jakarta, 13630, Indonesia

Pusat Pelayanan Pelanggan:

Contact Center

Telp. 0804-1-111-111

E-mail: ccc@id.panasonic.com

Website: www.panasonic.com/id

Panasonic Corporation

<https://www.panasonic.com>

© Panasonic Appliances (Vietnam) Co., Ltd. 2024

A0824-0(I)

Dicetak di Vietnam

08-2024

Panasonic®

Operating & Installation Instructions

Washing Machine (Household Use)

Model No. **NA-V115FW1**

No. Reg. : IMKG.1388.07.2024



It is essential to read these instructions.

EN

Thank you for purchasing this product.

- Read these instructions carefully for optimum performance and safety before use.
- Keep this manual for future reference.

Contents This washing machine has
“Dry Assist” function (P. 30).

	Safety Precautions	2
	Checking Your Appliance	7
	Before Washing/Drying	8
	Control Panel	10
	Detergent	12
	Auto Dose	14
	Washing	16
	Program List	18
	Details of Programs	20
	Washing Tips	22
	Changing Program Settings	24
	Dry Assist (Dry only)	30
	Changing Appliance Settings	32
	Maintenance	33
	Troubleshooting	38
	Error Display	44
Installation	Choosing the Right Location	46
	Moving and Installing	47
	Connecting the Hoses	49
	Test Run	51
	Panasonic SmartApp+	52
	Specifications	71



AWW9901CG4C0-0C0

Safety Precautions



WARNING

May cause serious injury or death

Children must not use it alone.



- This appliance is not intended for use by persons (including children) with reduced physical, sensory or mental capabilities, or lack of experience and knowledge, unless they have been given supervision or instruction concerning use of the appliance by a person responsible for their safety.
- Children should be supervised to ensure that they do not play with the appliance.

Setting the Child Lock. (P. 32)



**Hold
5 sec.**

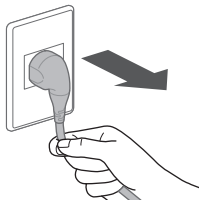


May cause fire or electric shock

**Do not touch it
with wet hands.**



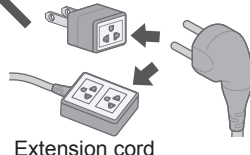
**Do not hold or
pull on the cord.**



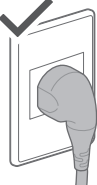
Do not use.



Plug adaptor



Fully insert it.




Do not use.

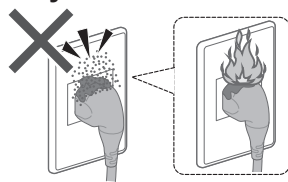


- If the power cord is damaged, it must be replaced by the manufacturer, its service agent or similarly qualified persons in order to avoid a hazard.


In case of failure or damaged power cord, stop use and ask the electrical technician.



Accumulated dust may cause fire.



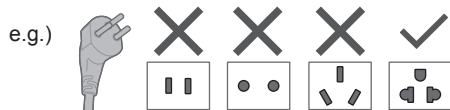
**Securely insert the ground prong.
Ask the electrical technician for a new socket.**



Wipe the power plug periodically.

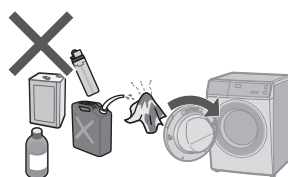


Use a socket appropriate for this appliance.



- The plug shape, socket shape and rating requirement vary with the region.

Keep away from flammable materials.



May cause failure

Do not disassemble, repair or modify it by yourself.



When using the “Panasonic SmartApp+” app

(Cause of malfunction due to radio waves from the appliance)

- Keep at least 15 cm away from the mounting part of the cardiac pacemaker.
- Keep away from medical equipment and automatic control equipment (automatic doors, fire alarms, etc.).

Safety Precautions (continued)



WARNING

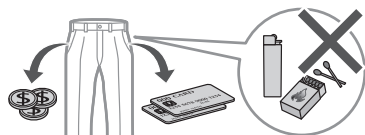
May cause fire (For safety use of the dryer)

Do not dry items soiled with flammable materials.



- Items that have been soiled with substances such as cooking oil, acetone, alcohol, petrol, kerosene, spot removers, turpentine, waxes, wax removers and cosmetic oils must not be dried in the appliance even after having been washed.

Empty all pockets.



- Make sure that no objects are left in any of the pockets. Pay particular attention to cigarette lighters and matches. They may cause fire.

Do not dry items made of rubber, etc.



- Items such as foam rubber (latex foam), shower caps, waterproof textiles, airtight fabrics, rubber backed articles and clothes or pillows fitted with foam rubber pads should not be dried in the appliance. Such materials may be destroyed and thereby damage the appliance.
- Do not dry unwashed items in the appliance.

The lint must not be allowed to accumulate around the appliance.



Observe the following.

- Never stop the appliance before the end of the drying cycle unless all items are quickly removed and spread out so that the heat is dissipated.
- The appliance is not to be used if industrial chemicals have been used for cleaning.
- The appliance must not be supplied through an external switching device, such as a timer, or connected to a circuit that is regularly switched on and off by a utility.



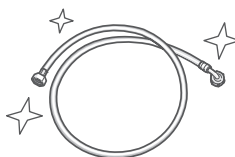
CAUTION

May cause water leakage

Turn off the water faucet.



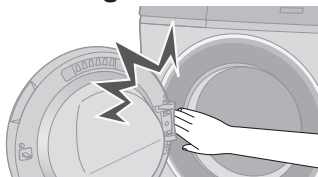
Use new hose-sets.



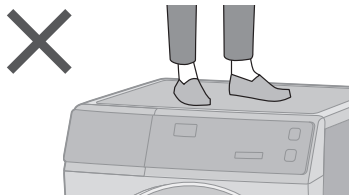
- New hose-sets supplied with the appliance are to be used and old hose-sets should not be reused.

May cause injury

Be careful not to get your fingers caught.



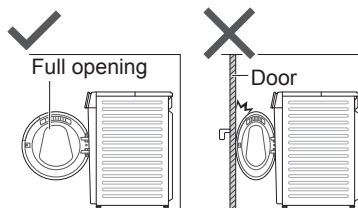
Do not climb on the appliance.



Do not touch when it is hot.



Install the appliance correctly.



- The appliance must not be installed behind a lockable door, a sliding door or a door with a hinge on the opposite side to that of the appliance, in such a way that a full opening of the appliance door is restricted.

■ For maximum mass of dry cloth and pressure of tap water, see P. 71.


Safety Precautions (continued)



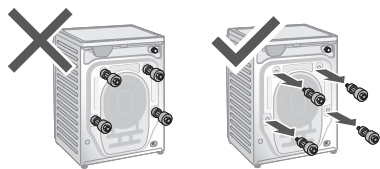
CAUTION

May cause failure

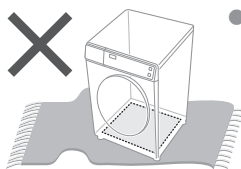
Keep away from heat and direct sunlight.



Remove anchor bolts before operation.

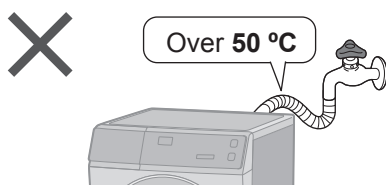


Do not obstruct.




- Do not obstruct the openings of the bottom face with carpet, etc.

Do not use hot water.




For machine-washable items only.



- This appliance is intended to be used in household.
This appliance is not intended to be used in applications such as:
 - staff kitchen areas in shops, offices and other working environments;
 - farm houses;
 - by clients in hotels, motels and other residential type environments;
 - bed and breakfast type environments;
 - areas for communal use in blocks of flats or in laundrettes.

Do not wash excessively oily clothes.



Follow the instructions.

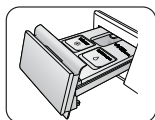


- Fabric softeners, or similar products, should be used as specified by the fabric softener instructions.

Checking Your Appliance

Part names

Detergent drawer (P. 13)



Control panel
(P. 10)

Do not block the
exhaust port.

Door

Drum

Hinge

Door seal

Adjustable feet
(P. 48)

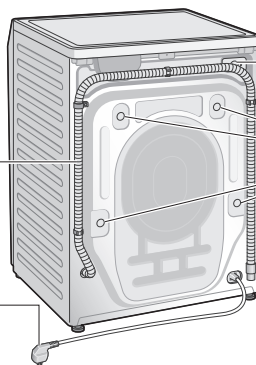
Drain filter cover
(P. 37)

Drain hose
(P. 49, 50)

Water inlet (P. 50)

Anchor bolts
(P. 48)

Power cord and plug*
*The plug shape varies
with the region.



Accessories

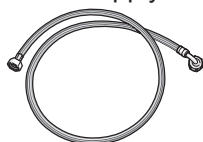
☐ Elbow (1) (P. 50)



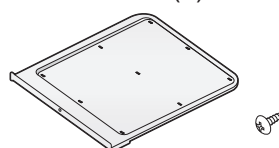
☐ Cover caps (4) (P. 48)



☐ Water supply hose (1) (P. 49, 50)



☐ Bottom cover (1) / Screw (1) (P. 47)

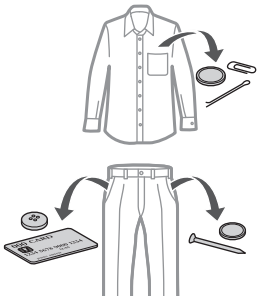


Before Washing/Drying


Preparing laundry

Before put clothes in drum

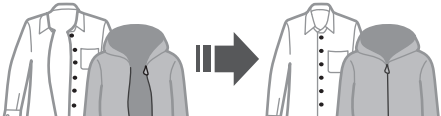
- Remove foreign objects.



- Use laundry nets for delicates and small items.



Pre-laundry check



Reverse



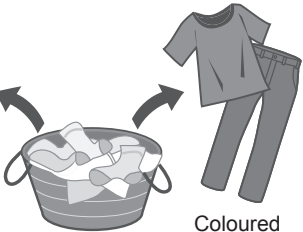
Clothes likely to pill



- Wash separately.



White clothes



Coloured clothes

- Pretreat for heavily stains.



- Observe care labels.



Cannot wash or dry

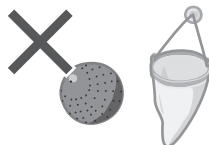
Cannot wash or dry



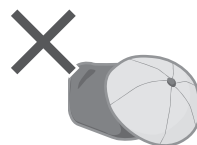
Leather / fur



Silk, rayon and cupro
(Blended fabric)



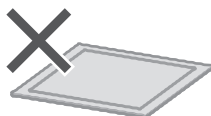
Commercially
available washing aids



Cap with hard
core materials



Cushion, Pillow, etc.



Urethane / rubber
backed or thick mats



Paper diapers

Others ...

- Wrinkled and embossed articles
- Crepe fabric
- Deformable clothing (blazers, ties, dresses, etc.)
- Velvet

Cannot dry



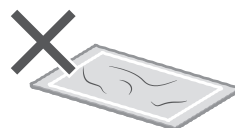
Any of the above
marks



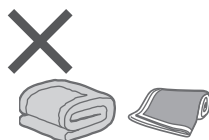
Woollen clothing



Tights or pantyhose



Mats and other
items with hair of
pets attached



Quilts



Starched clothing



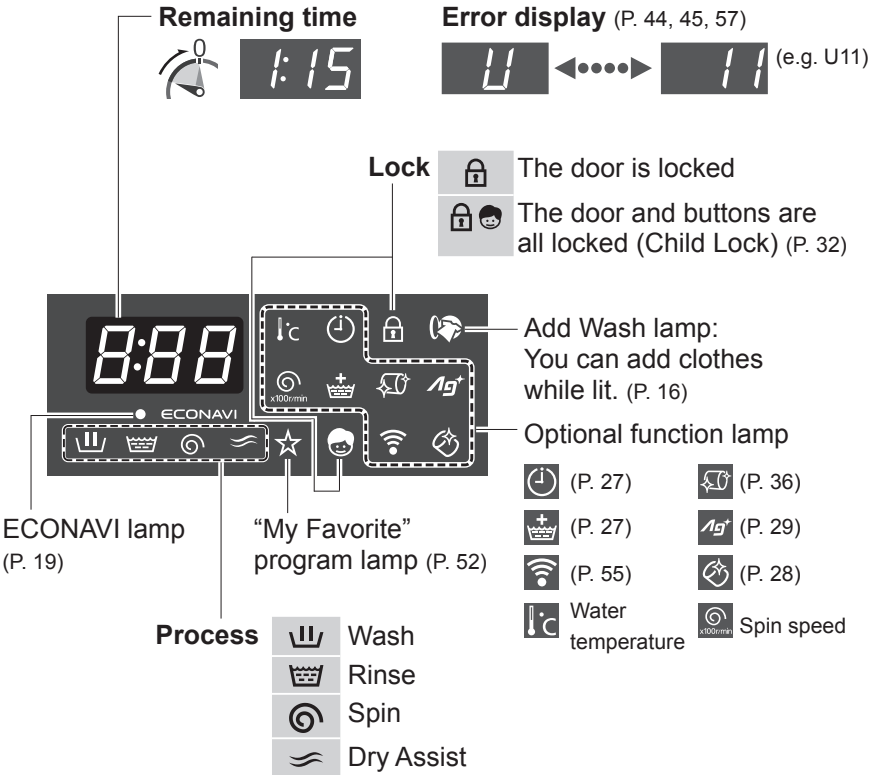
Clothing with laces
or embroidery, new
synthetic fibres, etc.

NOTE

- May cause clothing deformation, damage and harm or malfunction to the appliance.

Control Panel

Display

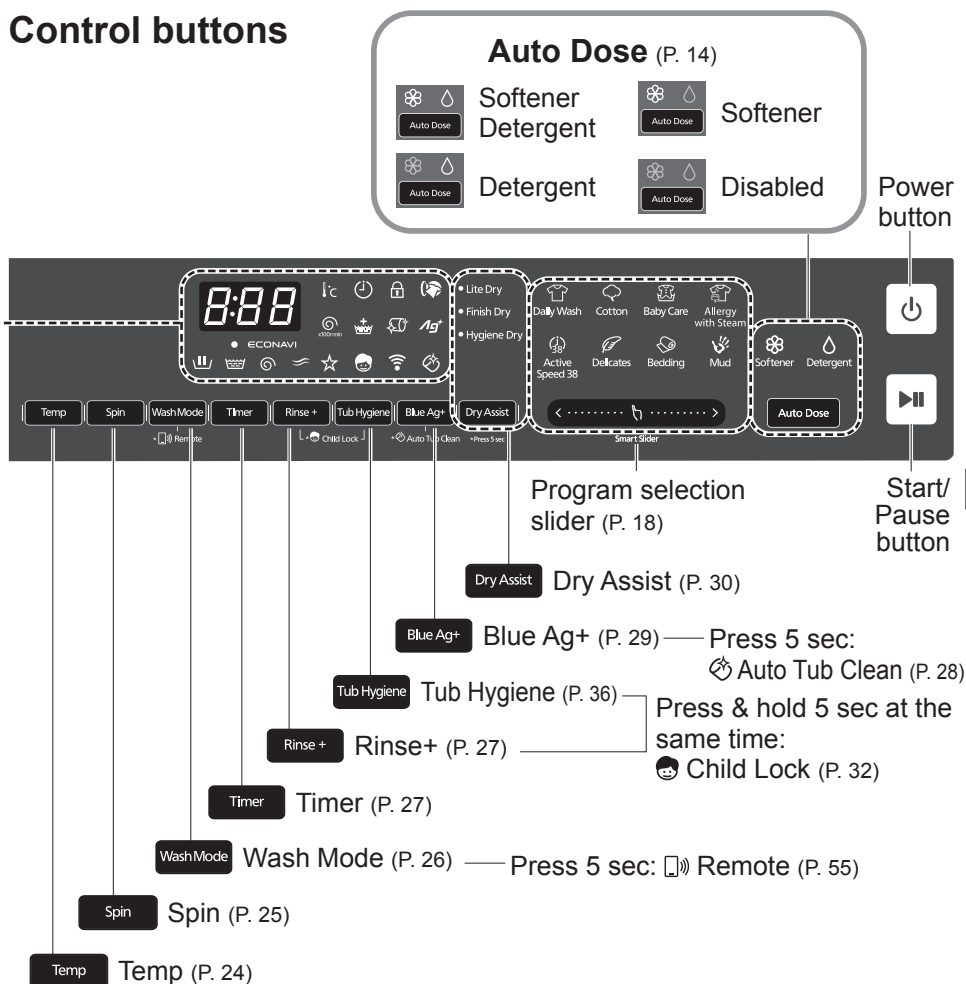


Touch operation

- If water, detergent or softener gets on, turn off and wipe off with a towel etc. immediately. (Cause of malfunction)



Control buttons



NOTE

- Turn off back on
 () On
 3 sec.
- No operation auto power off
 (Not pressed) Auto Power off
 10 min.
- In case of a power failure
 When the power recovers, operation resumes from where it stopped.
 (Auto Restart)

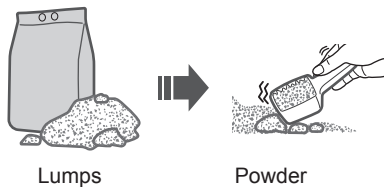
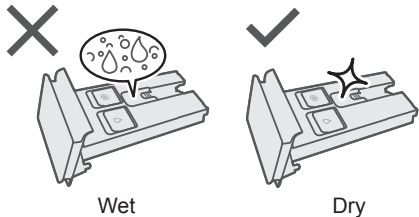
Detergent

- Follow the instructions on each package.

Detergent

Use a low foam detergent.

- To prevent powder detergent from remaining in the detergent drawer:



Manual Detergent tank

Powder detergent

Liquid detergent

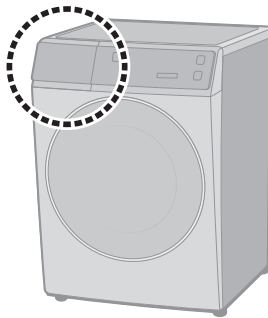


Bleach




Bleach

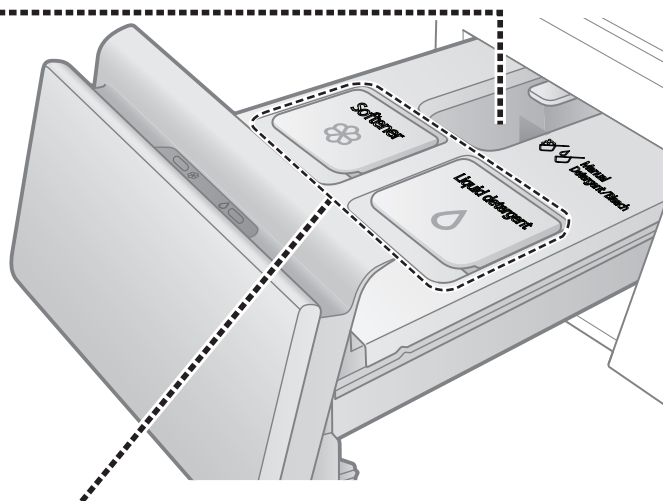
Whiten bleach
(chlorine bleach)



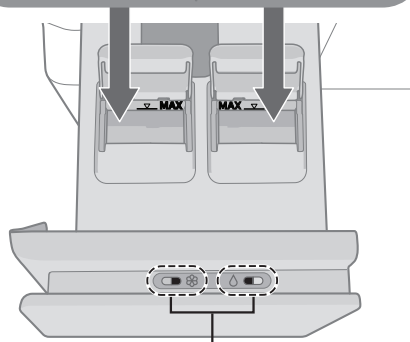
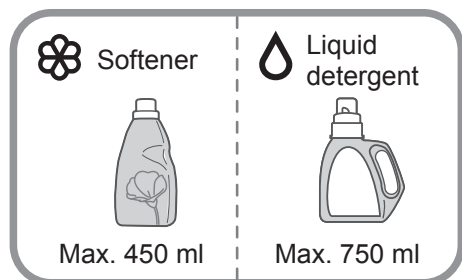
NOTE

- Close detergent drawer completely before use to prevent water leakage.





Auto Dose tank



When adding detergent/softener, the window turns from black to pink (softener) and blue (detergent). Add detergent/softener when the window appears black.

NOTE

- Liquid detergent/softener left for a long time may clump or solidify. In that case, clean detergent drawer. (P. 34)



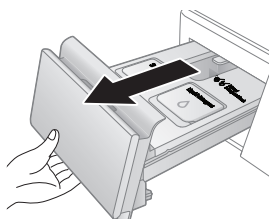
Do not use separated or solidified detergent/softener

Auto Dose

Detergent and softener will be automatically added depending on the amount of laundry and dose amount setting, available with all programs except “Tub Hygiene” and “Dry Assist (Dry only)”.

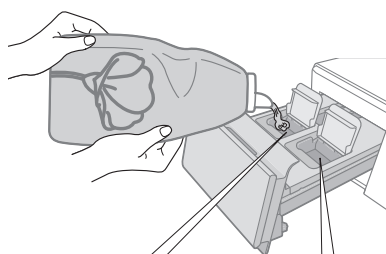
■ To supply detergent / softener

1



- Pull the drawer out.

2



Softener
Max. 450 ml

Liquid detergent
Max. 750 ml

3

Close tank lid and push the drawer in completely

■ To set “Auto Dose” function

1



2



(P. 11)



(Default setting)

3



(The setting is memorized.)

■ Standard amount

- Dry cloth: 4 kg
- Liquid detergent: 15 ml
- Softener: 30 ml

■ To change the dose amount

1



2



Hold 3 sec

30
(e.g.)



softener



detergent

3

- To increase or decrease



- Range value
 - Detergent: 6 ml - 60 ml
 - Softener: 6 ml - 81 ml
- Step change: 3 ml

(The setting is memorized.)

4



NOTE

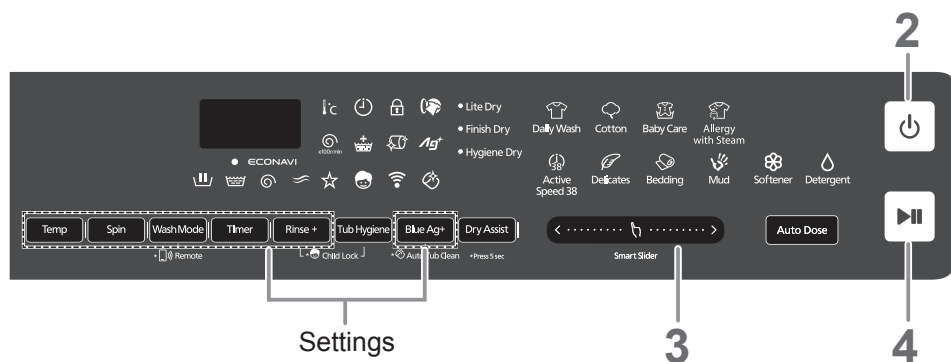
- If there is water in the tub before, detergent and softener will not be automatically supplied when washing.
- When the ambient temperature is low, operation time may be longer because the detergent/softener may solidify.

■ Q&A

	Questions	Answers
Detergent/Softener	What cannot be used with “Auto Dose” function?	<p>The following cannot be used:</p> <ul style="list-style-type: none"> ● Powder detergent ● Liquid soap ● Items that do not have a “Estimated amount to use” label on the package ● Bleach ● Powder soap <p>Baking soda cannot be used for manual or auto dosing.</p>
	Changing brand?	<p>Follow the steps below:</p> <ol style="list-style-type: none"> ① Empty the Auto Dose tank and clean it. (P. 34) (Mixing different brands can cause clogging) ② Add new detergent/softener. (P. 14)
	Can I add more before it runs out?	The same brand can be added as it is.
	What is the standard amount for detergent/softener?	<ul style="list-style-type: none"> ● The standard amount is the amount of detergent/softener used per 4 kg of dry cloth. Check information on the package. ● If there is no information on the package or if you are unsure, contact the manufacturer.
How to use “Auto Dose” function	How many times can the laundry be washed with Auto Dose tank full?	<ul style="list-style-type: none"> ● Detergent: about 44 times The number of times varies depending on the amount of laundry and dose amount setting.
	If the dose amount is not set?	<ul style="list-style-type: none"> ● The standard amount is <ul style="list-style-type: none"> • 15 ml detergent per 4 kg of dry cloth • 30 ml softener per 4 kg of dry cloth ● If the settings are not appropriate for detergent/softener you are using, stains may not come off or the laundry may darken.
	What happens if put detergent in manual detergent tank while setting “Auto Dose” function?	Because it is put in twice, it will be too much.

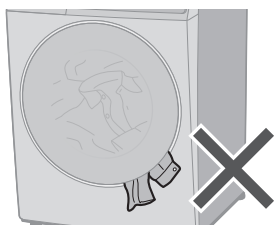
Washing

Basic Method

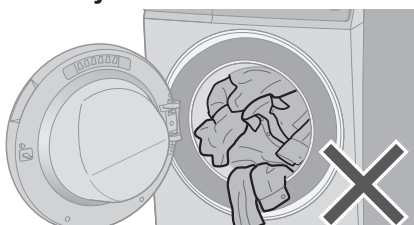


NOTE


■ Do not let laundry get caught in the door.



■ Do not overfill the drum with laundry.



■ To open the door during operation
(You can add clothes when lit.)

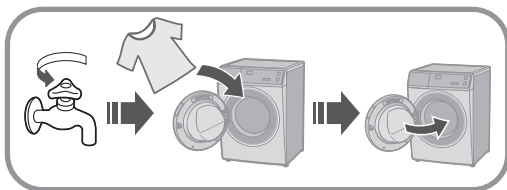


NOTE

● Door does not open ➡ (P. 39)



1

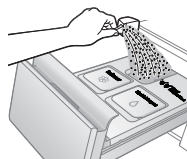


2



Checking
“Auto Dose”
setting (P. 11, 14)

or



3



Select a program. (P. 18)

■ Changing the settings.

Settings

Temp	Spin	Wash Mode	Timer
Temp (P. 24)	Spin (P. 25)	Wash Mode (P. 26)	Timer (P. 27)
Rinse +	Tub Hygiene	Blue Ag+	
Rinse+ (P. 27)	Tub Hygiene (P. 36)	Blue Ag+; Auto Tub Clean (P. 28, 29)	

4



Start



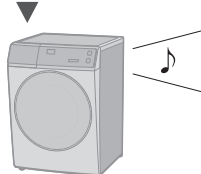
Measures the
amount of laundry

(30 sec.)

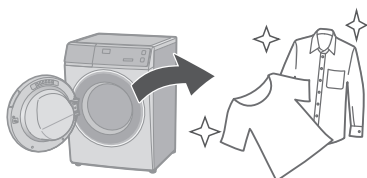


Displays the time required
(recalculated)











(e.g.)











5



Program List

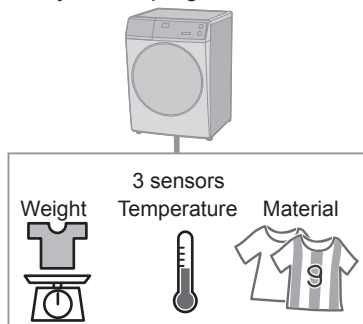
Program	Description	Max load (kg)	Total time
 Daily Wash	<ul style="list-style-type: none"> ● Everyday clothes 	11.5	1:30
 Cotton	<ul style="list-style-type: none"> ● Everyday clothes with extra time (more water savings than “Daily Wash” program) 	11.5	3:00
 Baby Care	<ul style="list-style-type: none"> ● Clothes for babies & sensitive skin Rinsing thoroughly 	5.0	2:20
 Allergy with Steam	<ul style="list-style-type: none"> ● For mites 	5.0	2:05
 Tub Hygiene	<ul style="list-style-type: none"> ● Cleaning the drum. 	None	3:45

- **Total time is approximate** (When the standard water supply rate is 15 L / min).
For each program's default water temperature.




Program	Description	Max load (kg)	Total time
 Active Speed 38	<ul style="list-style-type: none"> Small loads 	5.0	0:38
 Bedding	<ul style="list-style-type: none"> Large items 	3.0	1:30
 Delicates	<ul style="list-style-type: none"> Washing gently 	2.0	0:50
 Mud	<ul style="list-style-type: none"> Mud stains 	11.5	3:35

ECONAVI










- “Daily Wash” program



■ Lamp indications









-  Detecting
-  ECONAVI enabled
-  ECONAVI disabled


Details of Programs

<div>Settings</div> <div>Program</div>	Auto setting		
	Temp (°C)	Spin (r/min)	
 Daily Wash	40	1200	
 Cotton	60	1400	
 Baby Care	40	1400	
 Allergy with Steam	60	1400	
 Active Speed 38	40	1200	
 Delicates	30	500	
 Bedding	Cold	700	
 Mud	40	1200	
 Tub Hygiene	40	1200	

NOTE

- For normally soiled laundry at the rated capacity, we recommend using the “Cotton, 60 °C, 1400 r/min” which is tested in accordance with IEC 60456 for the energy and water efficiency aspects.
- Actual water temperature may differ from the declared cycle temperature.
- These results depend on water pressure, water hardness, water inlet temperature, room temperature, type and amount of load, degree of soiling, utilized detergent, fluctuations in the main electricity supply and chosen additional options.

Setting range		Optional functions				
Temp (°C)	Spin (r/min)	Wash Mode	Timer	Rinse+	Blue Ag+	Auto Tub Clean
Cold, 30, 40, 60	 , 500, 700, 1200, 1400	✓	✓	✓	✓	✓
Cold, 30, 40, 60	 , 500, 700, 1200, 1400	✓	✓	✓	✓	✓
Cold, 30, 40, 60	 , 500, 700, 1200, 1400	✓	✓	✓	✓	✓
60	 , 500, 700, 1200, 1400	—	✓	—	—	✓
Cold, 30, 40	 , 500, 700, 1200, 1400	✓	✓	—	✓	✓
Cold, 30, 40	 , 500	✓	—	✓	✓	—
Cold, 30	 , 500, 700	✓	✓	✓	✓	—
40	 , 500, 700, 1200, 1400	✓	✓	✓	✓	✓
40	1200	—	—	—	—	—

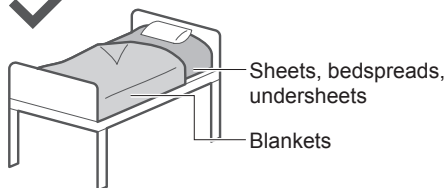
 : Drain only (No spin)

Washing Tips

Bedding

■ Washable items

- (Wash)
- (Handwash)
- 100 % cotton or 100 % synthetic



■ Not washable items



Electric blankets



Wool



Silk

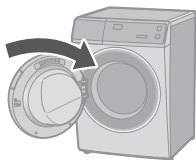


Long pile

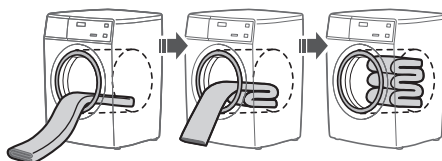
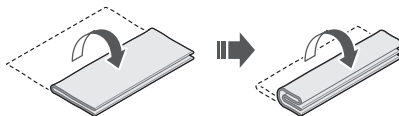


Fake fur

NOTE



■ Putting blankets into the drum



NOTE



Delicates

■ When washing

- To rinse fully, use the “Rinse+” function. (P. 27)

NOTE



Bleach

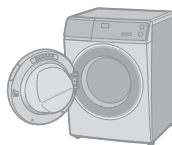


Liquid detergent
for delicates



■ After operation ends

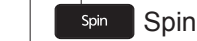
Take out
immediately



Changing Program Settings

■ Preparing

- Sort the laundry and put it into the drum. (P. 8)
- Checking “Auto Dose” setting or add detergent manually (P. 11, 12, 14)



- Available options and setting ranges are different depending on the program. (P. 20)
- An alarm sounds if you select an option that is unavailable.










!c Temp

Change the washing temperature.



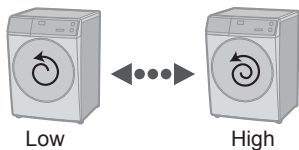
■ Setting guide

 Low	 High
● Colours 	● White 
● Lightly Soiled 	● Heavily Soiled 
● Easily shrinks	● Cotton







r/min **Spin**

Change the spin speed.



■ Setting guide

 <p>Low</p>	 <p>High</p>
<p>● To reduce wrinkling</p> 	<p>● To dry more thoroughly</p> 

3

Spin

(P. 21)

■ To change the setting while washing



1



Pause

2



Spin

3



Start

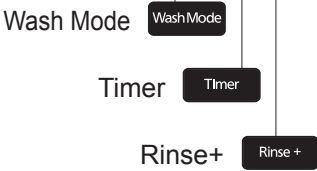
Changing Program Settings (continued)

■ Preparing

- Sort the laundry and put it into the drum. (P. 8)
- Checking “Auto Dose” setting or add detergent manually (P. 11, 12, 14)



3 Change the program's settings.



- Available options and setting ranges are different depending on the program. (P. 20)
- An alarm sounds if you select an option that is unavailable.



Wash Mode

Select a combination of wash, rinse and spin.

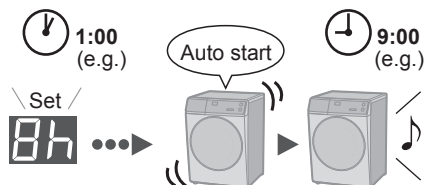


*1	Wash
*2	Rinse
*2	Spin
	Wash and rinse
	Wash and spin
*2	Rinse and spin

- *1 Water is drained after wash process.
- *2 Drains first if there is water in the drum.

Timer

Set how many hours later to finish operation. (Up to 24 hours)



3

Timer
Press or hold

8h
(e.g.)

■ To check a preset time



■ To cancel settings



Turn off

(All settings are cancelled)

NOTE



Start

All indications
turn off except



- Not available: P. 21

Rinse+

Add an extra rinse.



3



Goes out
(Off) Lights
(On)

■ To change the setting while washing



1



Pause

2



3

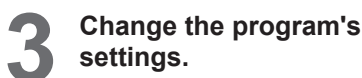


Start

Changing Program Settings (continued)

■ Preparing

- Sort the laundry and put it into the drum. (P. 8)
- Checking “Auto Dose” setting or add detergent manually (P. 11, 12, 14)



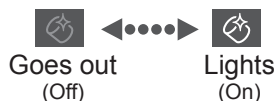
Blue Ag+
Auto Tub Clean

- Available options and setting ranges are different depending on the program. (P. 20)
- An alarm sounds if you select an option that is unavailable.



Auto Tub Clean

Add tub cleaning process.

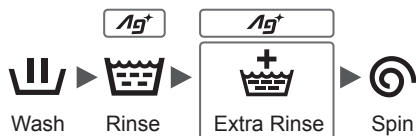


NOTE

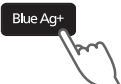
- The setting is memorized.

Ag+ Blue Ag+

Bacteria elimination function (Max. 3.0 kg).



3



■ Service life for Ag+ case

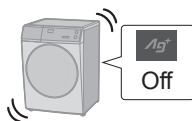
- “Blue Ag+” works for about 300 to 350 times (for about 7 years if used once a week).
- Replace the case when the contents are decreased.



- Replace



- Wash without “Ag+”



NOTE

- Do not use the water for other purposes.



Drinking



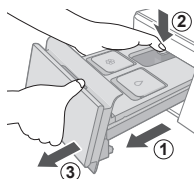
Cooking



■ Change Ag+ case

1

Take out the detergent drawer.



2

Remove Ag+ case



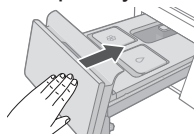
3

Exchange and attach Ag+ case



4

Attach detergent drawer completely






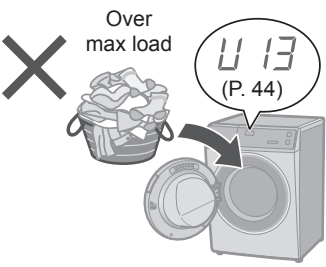
- The kind of clothes, detergent, softener, and water hardness may affect the result.
- Stop use if itchy, etc.







Dry Assist (Dry only)

This function cannot be set with other washing programs at the same time.

- 1  On
- 2  Dry Assist
- 3  Start



Dry Assist	Indicator (min)	Description	Max load (kg)
• Lite Dry	120	After spin at 1400 r/min  e.g.) 5 shirts	1.0
	180		
• Finish Dry	30	Additional drying of clothes that are not dry enough 	2.0
	120	After hang-dry   e.g.) 1 long pants, 1 shorts, 1 T-shirt, 1 underwear, 1 towel	
	180		
	• Hygiene Dry	120	
180			

NOTE

- The door is locked during drying.



- To open the door



Pause



Hold
5 sec.



Start cooling
9 to 24 min.



- After drying, the drum will rotate every 5 minutes for 40 seconds to prevent wrinkles caused by leaving the clothes unattended.



Approx. 2 hours



- To open the door:



Turn off

or



Pause

Symptoms

- Drying is insufficient
- Drying is uneven



Tips for nice finish

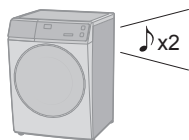
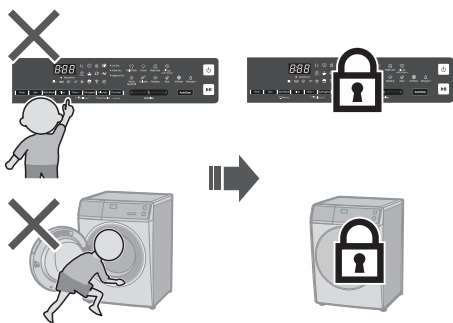
- Reduce clothing amount.



- Classify clothing. (P. 30)
- Adjust drying time to get your expected drying performance.
- Use "Finish Dry" 30 min for additional drying.

Changing Appliance Settings

Setting the Child Lock



Lights
(On)


■ To cancel:

Same procedure  x4



Goes out
(Off)

Cancelling the buzzer



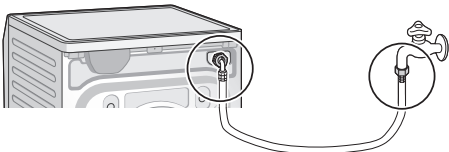
■ To reset:

Same procedure  x4



Maintenance

Water supply filter

If water does not flow smoothly





1



Empty

2



On

3

**Select** 

Daily Wash

4



1 min.



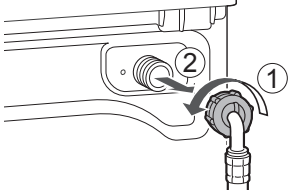
Start Turn off

5

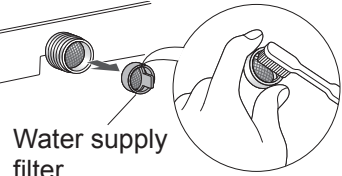


Remove and clean the filter

6

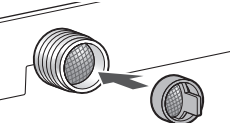


7

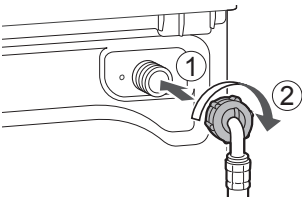


Water supply filter

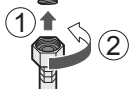

8



9



10



Maintenance (continued)

Detergent drawer

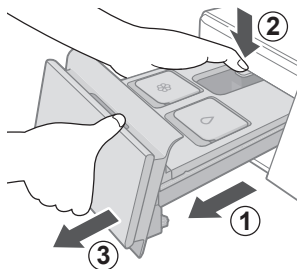
Once every 3 months

When changing detergent or softener brand

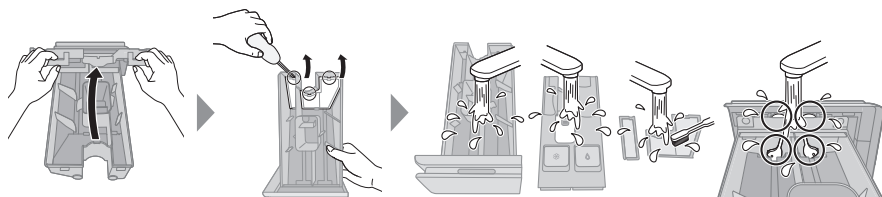
When not used for more than 1 month

When the window does not change color during use

1 Take out the drawer.



2 Open the drawer lid, remove 2 filters, then wash with water.



Open the drawer lid

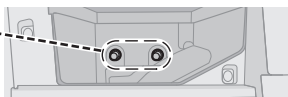
Remove filters

Wash with water

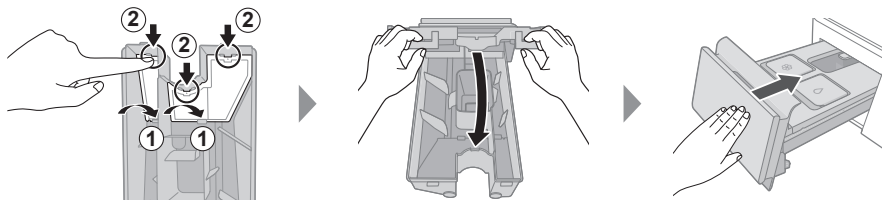
Clean the circled positions to clean the window

NOTE

- Do not reuse leftover liquid detergent and softener.
- Do not wipe the joint. (cause of clogging)

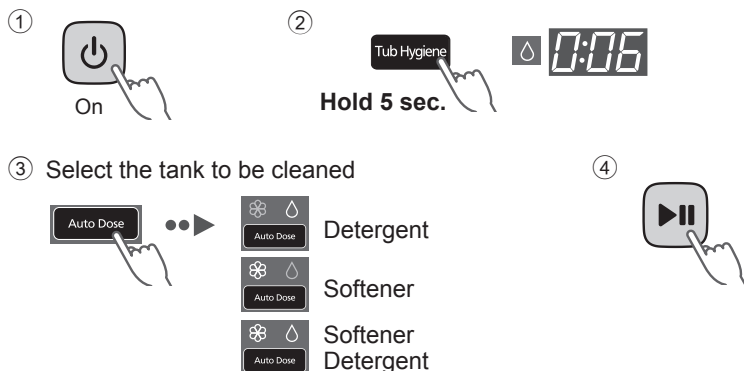


3 Attach filters, close the lid and attach the drawer.

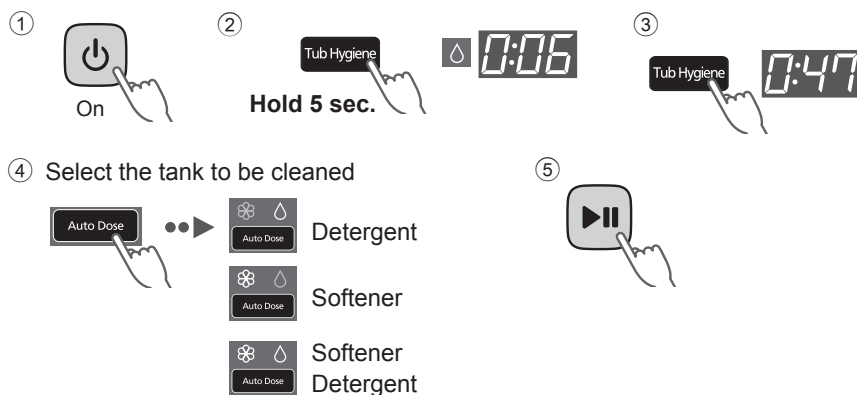


4

- Fill the tank about halfway with water, then close completely.
- Close the door of washing machine and run “Auto Dose Tank Clean” function to clean (6-minute maintenance).

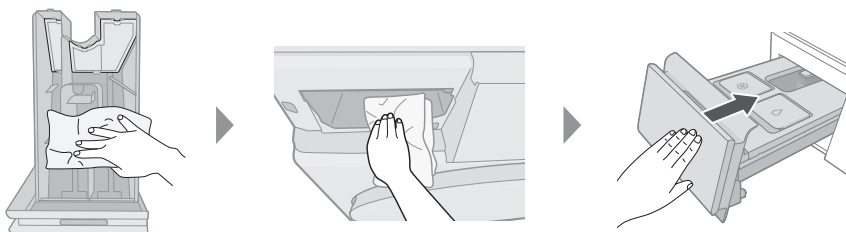


- If the joint is clogged, run “Auto Dose Tank Clean” function to deep clean (47-minute maintenance).

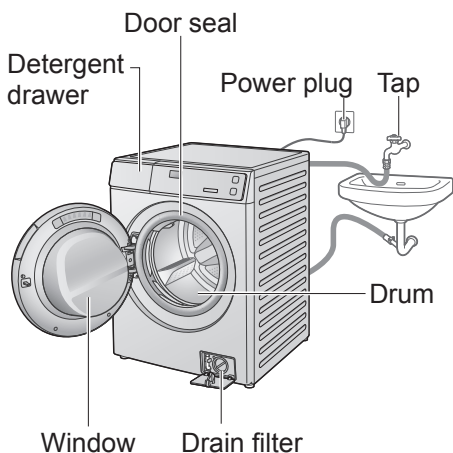


5

Take out the drawer, discard the remaining water and wipe off the water, then attach the drawer.



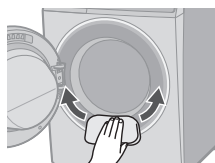
Maintenance (continued)



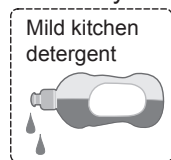
Appliance



Door seal



For heavy soil




NOTE



- Do not use gritty cleaners or thinners, or products containing alcohol or paraffin oil.

Drum

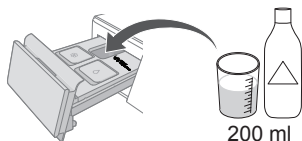
Once a month or if  flashes
<Tub Hygiene>

1



2

Whitening bleach (chlorine bleach)



3



No clothing

4




5



Approx.
3:45



NOTE


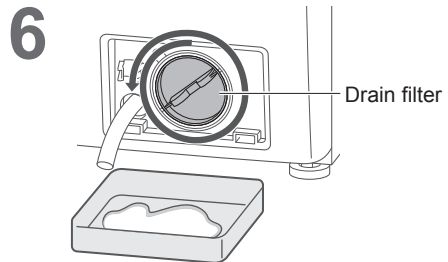
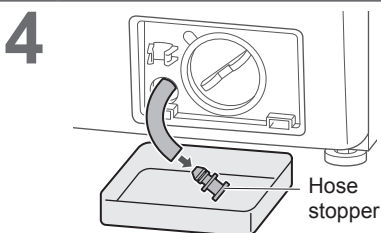
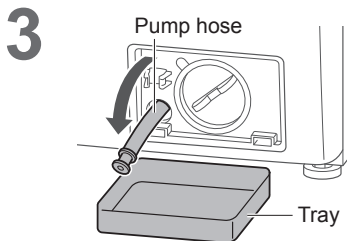
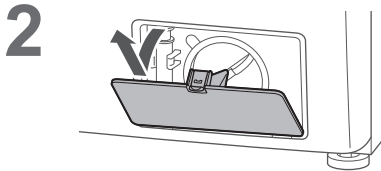
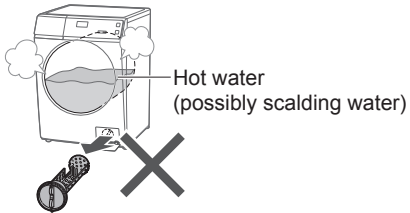
- If the “Tub Hygiene” program is not run, the indicator  goes off when other program is run 3 times.

Drain filter

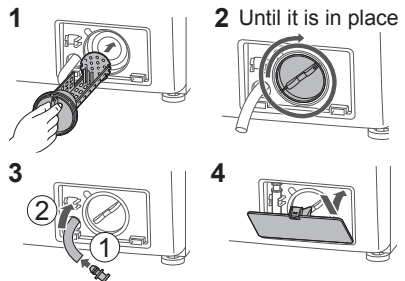
Once a month

Be sure to drain water in the drum before this procedure.


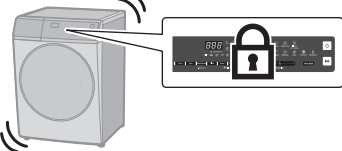



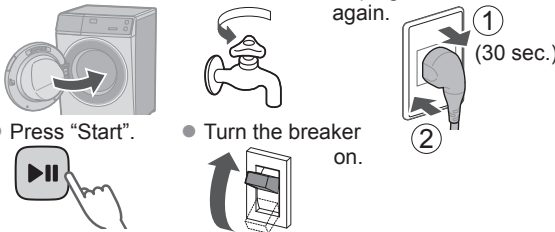

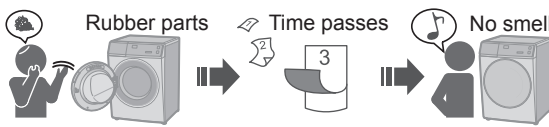
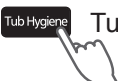
CAUTION


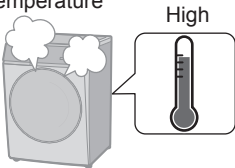















8 Replace


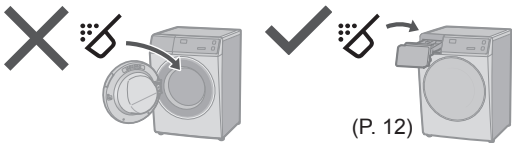






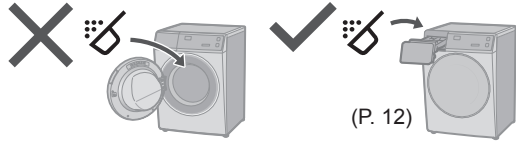
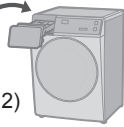




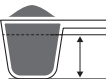

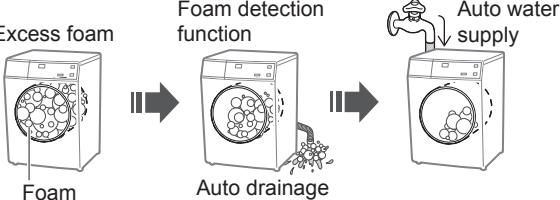


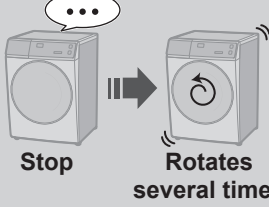
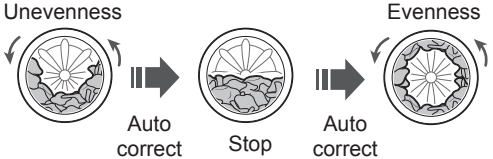
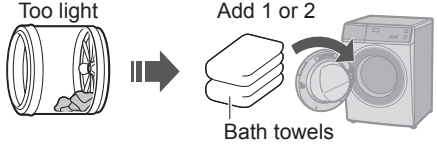

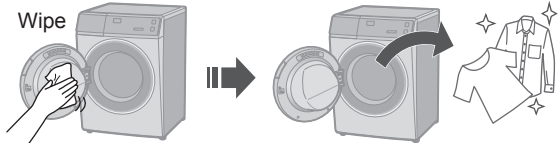

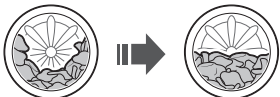

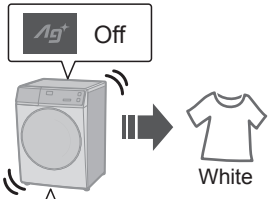
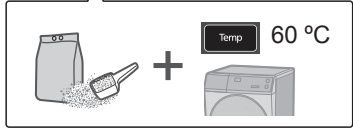
Troubleshooting

	Symptoms	Points to be checked
Main unit	<p>Touch the buttons</p>  <p>No reaction</p>	<p><input type="checkbox"/> Possible cause</p> <ul style="list-style-type: none"> ● During an operation  <p><input type="checkbox"/> Try</p> <ul style="list-style-type: none"> ● Child Lock (P. 32) 
	<p>No operation</p> 	<p><input type="checkbox"/> Check</p> <ul style="list-style-type: none"> ● Power cut ● Timer  <p><input type="checkbox"/> Try</p> <ul style="list-style-type: none"> ● Close the door. ● Turn on. ● Unplug and insert again. ● Press "Start". ● Turn the breaker on.  <p>① (30 sec.)</p> <p>②</p>
	<p>Odour of rubber</p> 	<p><input type="checkbox"/> Possible cause</p>  <p>Rubber parts</p> <p>Time passes</p> <p>3</p> <p>No smell</p> <p><input type="checkbox"/> Try</p> <p>Tub Hygiene (P. 36)</p> 










	Symptoms	Points to be checked
Main unit		<p>□ Possible cause</p> <ul style="list-style-type: none"> ● During an operation (washing or drying)  <p>Door is locked. To open the door:</p> <ul style="list-style-type: none"> • washing (P. 16) • drying (P. 31) <p>□ Check</p> <ul style="list-style-type: none"> ● Temperature  <ul style="list-style-type: none"> ● Water level 
	<p>Door does not open</p> 	<p>□ Try</p> <ul style="list-style-type: none"> ● Child Lock (P. 32)  <ul style="list-style-type: none"> ● During an operation <div style="display: flex; justify-content: space-around; align-items: flex-start;"> <div style="text-align: center;"> <p>1</p>  <p>Turn off</p> </div> <div style="text-align: center;"> <p>2</p>  <p>On</p> </div> <div style="text-align: center;"> <p>3</p> <p>Wash Mode (P. 26)</p>  <p>Spin</p> </div> <div style="text-align: center;"> <p>4</p> <p>Open</p>  </div> </div> <p>NOTE</p> <div style="display: flex; justify-content: space-around; align-items: center;"> <div style="text-align: center;">  <p>Door is locked</p>  </div> <div style="text-align: center;"> <p>Power cut</p>   </div> <div style="text-align: center;"> <p>Restored</p>  <p>Door is locked</p>  </div> </div>

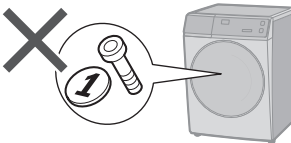
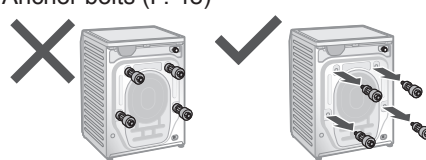

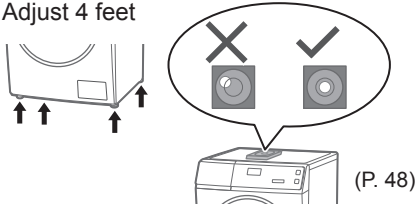


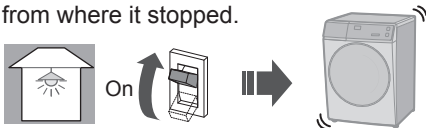
Troubleshooting (continued)

	Symptoms	Points to be checked
Detergent and foam	After washing 	<input type="checkbox"/> Check  (P. 12) 
	 Foam	<input type="checkbox"/> Possible cause <ul style="list-style-type: none"> The amount of foam varies. Temperature Water level Water softness   
	Not enough 	<input type="checkbox"/> Check <ul style="list-style-type: none"> Powder detergent  (P. 12)  <ul style="list-style-type: none"> Too little detergent or setting too little detergent in "Auto Dose" function Low foam detergent Heavily soiled Load too large   
	Too much 	<input type="checkbox"/> Check <ul style="list-style-type: none"> Too much detergent or setting too much detergent in "Auto Dose" function 
Wash	During a wash  Water drainage	<input type="checkbox"/> Possible cause Excess foam Foam detection function Auto water supply  Foam Auto drainage





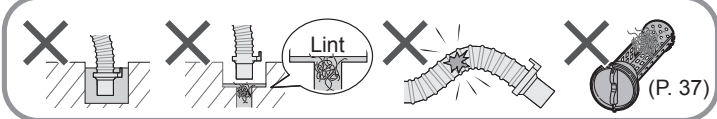

















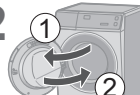




	Symptoms	Points to be checked
Rinse/Spin	<p>During the spin process</p>  <p>Stop → Rotates several times</p>	<p><input type="checkbox"/> Possible cause</p> <p>Unevenness</p>  <p><input type="checkbox"/> Try</p> <p>Too light</p>  <p>Add 1 or 2 Bath towels</p>
	<p>After washing</p>  <p>Foam or water</p>	<p><input type="checkbox"/> Try</p>  <p>Wipe</p>
	<p>Spin changes to rinse</p>  <p>Spin → Rinse</p>	<p><input type="checkbox"/> Possible cause</p> <ul style="list-style-type: none"> ● If clothes are uneven, this appliances automatically corrects unevenness using the rinse process. 
Laundry	<p>If the laundry yellows</p>  <p>Yellow</p>	<p><input type="checkbox"/> Try</p>  <p>Ag⁺ Off</p> <p>White</p>  <p>Temp 60 °C</p>










Troubleshooting (continued)

	Symptoms	Points to be checked
Time	During a wash Displayed time  Changes	<input type="checkbox"/> Possible cause <ul style="list-style-type: none"> ● Remaining time is corrected during operation.  <ul style="list-style-type: none"> ● If the settings changed  ● If clothes are uneven  <p>➡ The remaining time may increase.</p>
	Remaining time Does not decrease  or Suddenly decrease 	<input type="checkbox"/> Possible cause The displayed time is a guideline.
Noise	During water drainage 	<input type="checkbox"/> Possible cause <ul style="list-style-type: none"> ● This is normal. The drain pump is working.
	Sound of fan rotating 	<input type="checkbox"/> Possible cause <ul style="list-style-type: none"> ● This is normal. The fan cools electric parts.
	Motor emits a sound 	<input type="checkbox"/> Possible cause <ul style="list-style-type: none"> ● This is normal. The motor will make a short sound when the drum engages.






	Symptoms	Points to be checked
Noise	Unusual noise (or vibration)	<input type="checkbox"/> Check <ul style="list-style-type: none"> ● Metal items  ● Anchor bolts (P. 48)  ● Slope or an unstable surface  ● Adjust 4 feet  (P. 48)
Others	Power cut  Breaker Off 	<input type="checkbox"/> Check <ul style="list-style-type: none"> ● When the power recovers, operation resumes from where it stopped. 

Error Display

Error Display	Points to be checked		
 Unable to drain	1 Check 	2 	3  Start
			
 Door is open	1 	2  Start	
 Unable to spin / dry	1 	2 Check	3  Start
<div> <div> Uneven  </div> <div> Even  </div> </div> <div> <div> Unstable or inclined  </div> <div> Stable  </div> </div> <div> <div> Too much  </div> <div> Reduce  </div> </div> <div> <div> Too little  </div> <div> Add  </div> </div>			
<p><Dry Assist></p> <p>Too wet Spin (1400 r/min)</p> 			
 Unable to supply water	1 Check 	2 	3  Start
<div> <div> Water outage  </div> <div> Turned off  </div> <div> Water supply filter (P. 33)  </div> </div>			

Error Display	Points to be checked	
 Unable to spin	1 Restart  Turn off  On	2 Run Rinse and Spin of "Active Speed 38" program <div>   Low foam detergent </div>
 Unable to open	1  2  3 	

■ Information

 Unable to open	<div>  <div> Hot During drying (P. 31) </div> </div> <div>  Hold 5 sec. </div> <div> Start cooling  9 to 24 min. </div> <div>  </div>
------------------------------------------------------------------------------------------------------------	---------------------------------------------------------------------------------------------------------------------------------------------------------------------------------------------------------------------------------------------------------------------------------------------------------------------------------------------------------------------------------------------------------------------------------------------------------------------------------------------------------------------------------------------------

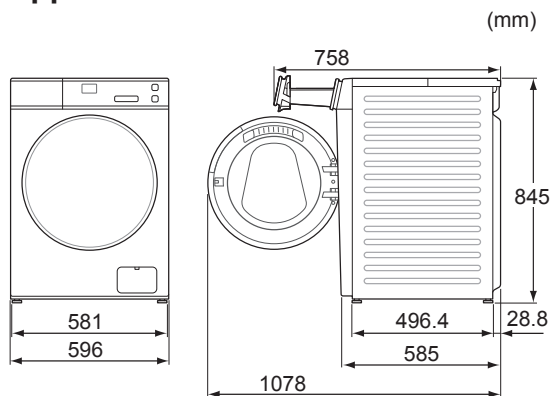
Choosing the Right Location



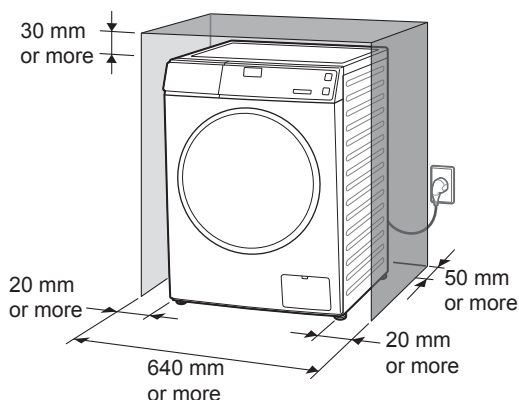
Make sure to ask a service person for installation.

- Do not install the appliance by yourself.
- Follow this installation method. If you do not, Panasonic will not be liable for any accidents or damages.

Appliance dimensions


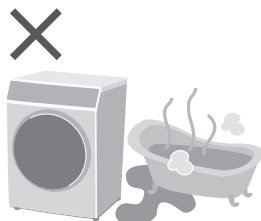


Set-in installation



- Do not let the metallic portions of the appliance come into contact with metal sinks or other appliances.

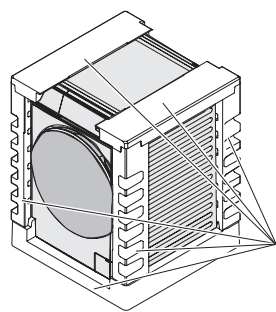

Check the location.



Moving and Installing

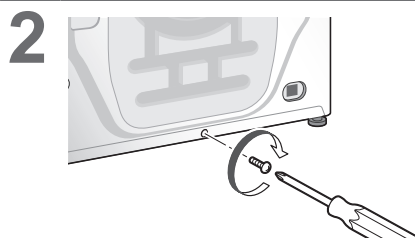
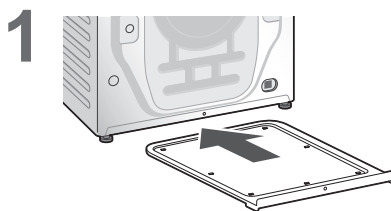
Carrying the appliance

Do not do it alone.

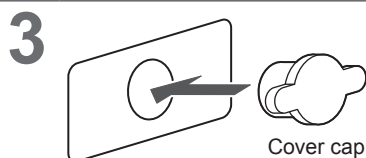
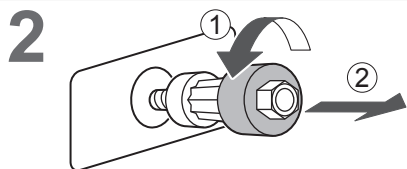
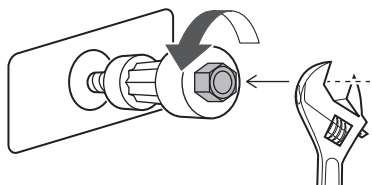
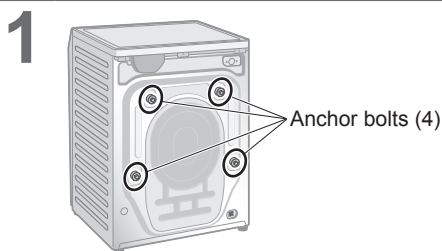


Remove all packing cushions before starting to use the appliance.

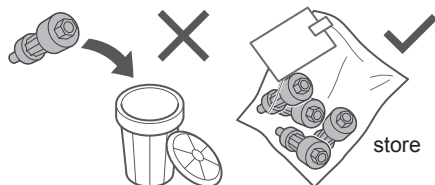
Installation of bottom cover



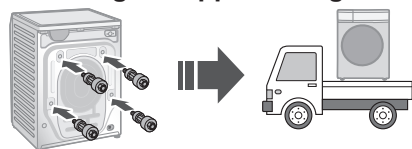
Removing the anchor bolts



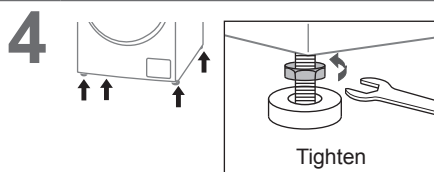
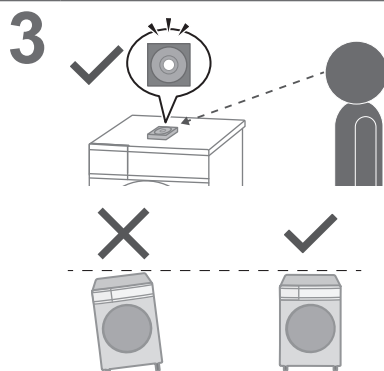
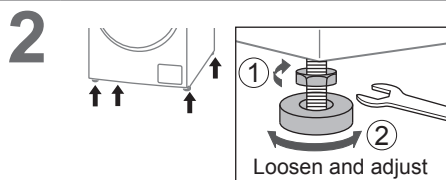
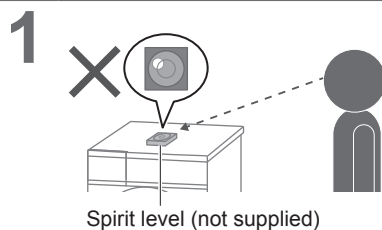
NOTE



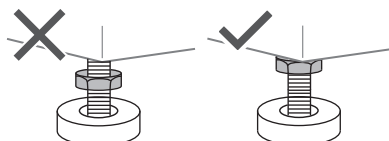
■ Moving the appliance again



Levelling the appliance



NOTE



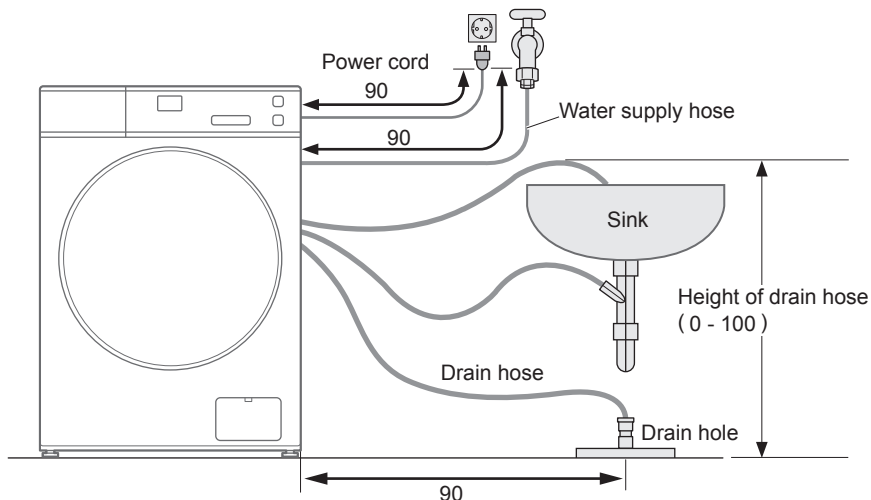
Connecting the Hoses

Connect the hoses properly to prevent water leaks.

Maximum connection distances for hoses and the power cord

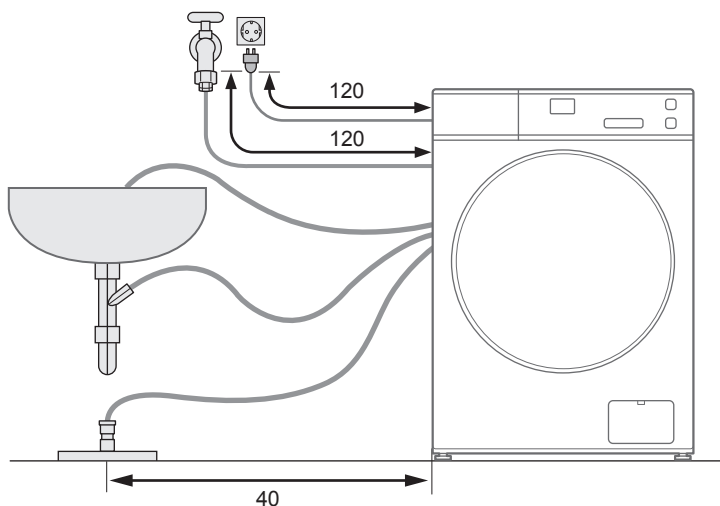
Right side connection

(cm)



Left side connection

(cm)



Connecting the Hoses (continued)

Water supply hose

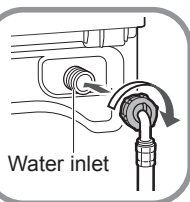
■ Connecting the water supply hose



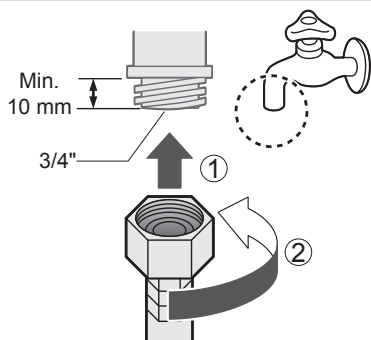
CAUTION

- Tighten the nut firmly.
- Do not twist, squash, modify or cut the hose.

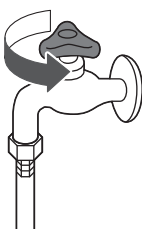
1



2



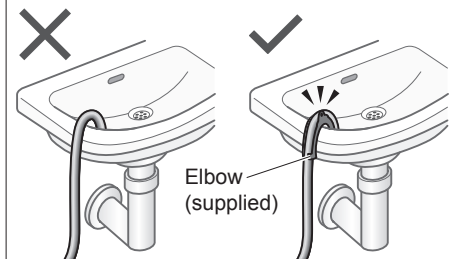
3



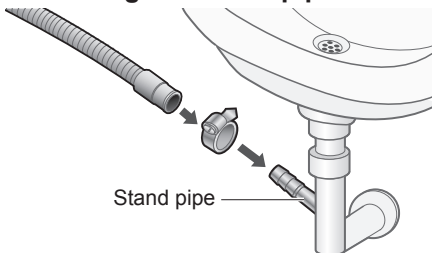
Drain hose

■ Draining to a sink or wash basin

NOTICE



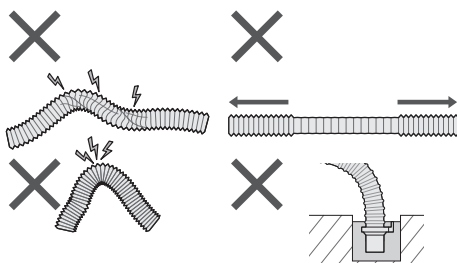
■ Draining to a stand pipe



■ Draining to a drain hole



NOTE

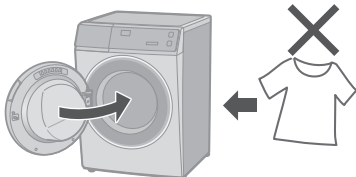


Test Run

1



2



3



4



 **Active Speed 38**

5



Checking after test run

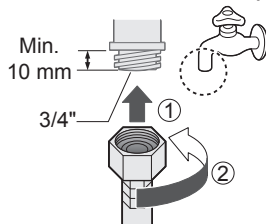
Problem

Causes and Measures

Water leaks

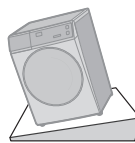
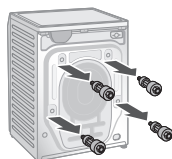


Connect the water supply hose properly



- Remove the anchor bolts (P. 48)

- Install stably



Error display

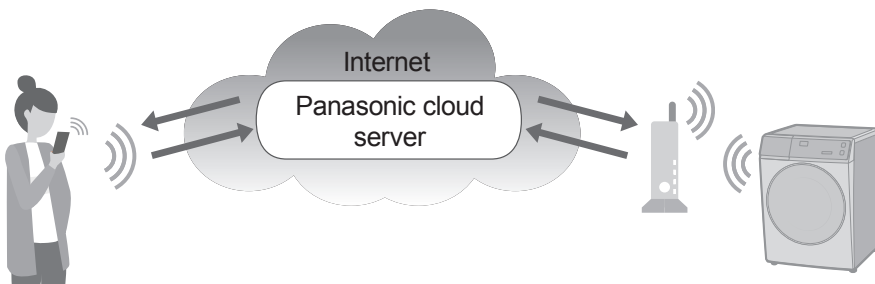


See P. 44.

Panasonic SmartApp+

More convenient with your smartphone

You can use the service using the “Panasonic SmartApp+”.




You can operate the washing machine or set the timer with application.

Support program selection from program history.

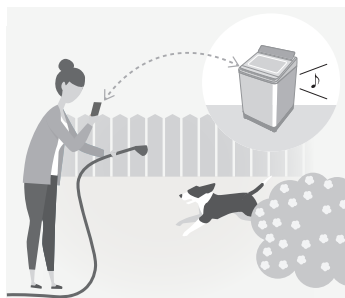
We have “My Favorite” program. You can create original programs with your favorite settings.

- Up to 10 programs.



Notification of washing status and end of operation.

Clothes can be taken out immediately after washing.



- The contents, functions and designs of this service are subject to change or termination without prior notice.

Required Equipment and Environment

Let's check the equipment required to use the app.

- Android or iOS (iPhone) smartphone
- About supported OS

<https://www.panasonic.com/fiot/wash/>



Panasonic Website



■ Internet environment

Please confirm that it is a broadband line.

Example) FTTH (optical fiber), ADSL, CATV (cable television), etc.

Internet communication charges will be borne by the customer.



- Wireless LAN router
Use a wireless LAN router to connect to the internet.



NOTE

- Make sure that the wireless LAN router has a communication standard of 2.4 GHz band. (Communication standards: IEEE802.11b, IEEE802.11g, IEEE802.11n) Other than the above cannot be used.
- Models that only support WEP cannot be used.
- As a security measure, be sure to use a wireless LAN router that can set the encryption method WPA3, WPA2, or WPA.
- We recommend WPA3 and WPA2 (AES) as the encryption method.
- We do not guarantee the operation of all wireless LAN routers. (Mobile router is not guaranteed to work.)

Panasonic SmartApp+ (continued)

Initial Settings



Follow the settings on the screen of the app.

1 Install the “Panasonic SmartApp+” (free)

- You can find the link to download the application from “Panasonic Website”.
<https://www.panasonic.com/fit/wash/>



Panasonic Website

- Alternatively, you can search for the “Panasonic SmartApp+” app on Google Play (Android) or App Store (iOS) and install the app.
- You can also scan the link to install the app from the QR code pasted on the washing machine.

2 Follow instructions displayed on the screen of the app and register the washing machine.

- Operate in a position where you can check the display on the washing machine.
- It cannot be operated while the washing machine is running.



Use the app (P. 55)

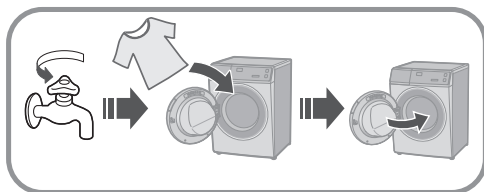
Using the “Panasonic SmartApp+”

After initial setting is completed, you can use the app.

Preparing to use the “Remote” function

You need to prepare the washing machine before going out.

1



NOTE

- Close the door completely.

2



Checking
“Auto Dose”
setting
(P. 11, 14)

or



3



Approx. 2 sec.


After 10 min.



All other indications
turn off, except:






NOTE

- To cancel the remote control mode and unlock the door → turn the power off.
- When there is no remote control from the app, the remote control mode is released after 23 hours. During remote control mode, all buttons on the appliance (except ) are disabled. You can only control the washing machine from the app. After 23 hours, the normal screen is displayed and the remote control is disable.

To check the communication status with the lamp on control panel.

■ Lamp position

	Light up	Communicatable (Connected)
	Blinking	Trying to communicate (Connecting to server)
	Off	Not connected

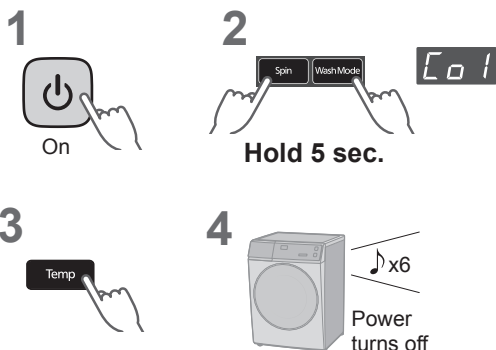


Panasonic SmartApp+ (continued)

Initializing

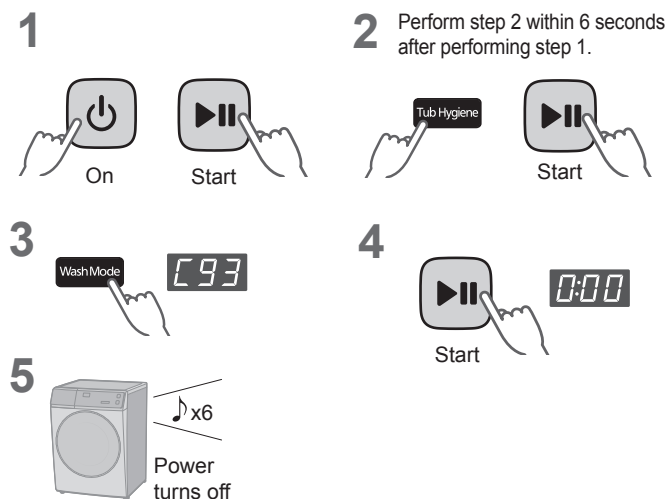
- When you stop using the “Panasonic SmartApp+”
- Suspected use due to unauthorized access
- If the appliance is a pre-owned machine

Reset the wireless LAN settings to the default settings.
(Operate on the washing machine)
You should also stop using the service of the app.



Reset all the contents such as the wireless LAN settings, washing machine settings, operation history, etc. to the state at the time of purchase. The QR code behind the appliance door cannot be used for subsequent registrations.
(Full initialization)
(Operate on the washing machine)

When you dispose of or transfer the washing machine



Error Display

Error display	Causes & Measures
U81	<ul style="list-style-type: none"> Failed to connect the washing machine and the wireless LAN router. Check the following. <ul style="list-style-type: none"> The router is not turned on. → Turn on the power. The distance between the router and the washing machine is too long. → Bring the router closer. There is a device that uses radio waves, such as a microwave oven, nearby. <ul style="list-style-type: none"> → Keep a distance. → Stop using the device or wait a while and try again. Multiple devices are connected to the router. <ul style="list-style-type: none"> → Turn off the power of the device you are not using.
U82	<ul style="list-style-type: none"> Communication error with the server. There may be a problem with your internet connection. <ul style="list-style-type: none"> → If you do not know the cause, contact your provider, carrier, or router manufacturer.
U83	<ul style="list-style-type: none"> In "Backup connection", SSID or password of the router is incorrect. <ul style="list-style-type: none"> → Check the description of the router. Failed to connect the washing machine and the router. <ul style="list-style-type: none"> → Check the above "U81".
U84	<ul style="list-style-type: none"> "Scan connection" failed. Check the following. <ul style="list-style-type: none"> The Bluetooth® setting on your smartphone is turned off. The QR code cannot be read correctly. → Make sure that the Bluetooth® setting is ON, and then connect again. If you still cannot connect, please try "Backup connection".
<p>The app displayed the word like "Cannot communicate with the washing machine."</p>	<ul style="list-style-type: none"> Communicate again after a while, or check the connection status by the following method. <div style="text-align: center;"> <p>1 Turn off 2 On 3 Hold 5 sec. 4 Timer</p> </div> <ul style="list-style-type: none"> → If "U81", "U82", etc. are displayed, it is a connection error. Check the above.

Panasonic SmartApp+ (continued)

Usage for wireless LAN/Bluetooth®

■ Usage restrictions

Please note that there are the following restrictions on use. Panasonic is not liable for any incidental damages resulting from the failure to comply with the restrictions and the use or inability to use the machine.

- Do not connect to a wireless network that you do not have permission to use. A wireless network (SSID*) that you do not have permission to use during automatic search of the wireless network environment may be displayed, but if you connect, it may be considered as unauthorized access.
- Do not use in a place where magnetic field, static electricity, or radio interference is generated. If you use it near the following devices, communication may be interrupted or the speed may slow down.
 - Microwave oven
 - Other wireless LAN / Bluetooth® devices
 - Other devices that use radio waves in the 2.4 GHz band (digital cordless phones, wireless audio devices, game consoles, PC peripherals, etc.)
 - Metal objects that easily reflect radio waves

* A name used to identify a specific network on a wireless LAN. If this SSID matches on both devices, communication is possible.

■ Security measures

- Since the wireless LAN uses radio waves to send and receive data, there is a risk of unauthorized access. Take security measures to ensure the safety of your data. (P. 53) Please note that we are not responsible for any problems that occur without taking security measures.
- For the password (encryption key) of the wireless LAN router, refer to the instruction manual of the wireless LAN router and set it in consideration of security.

■ About firmware

- This machine has a function to connect to our firmware update server via the Internet and automatically update its own firmware to the latest version. Since wireless communication is temporarily interrupted during the update, communication may be interrupted or the speed may slow down.
- Do not analyze or modify the firmware.

Copyright, etc.

- Android and Google Play are trademarks or registered trademarks of Google LLC.
- iPhone is a trademark of Apple Inc., registered in the U.S. and other countries.
- IOS is a trademark or registered trademark of Cisco in the U.S. and other countries and is used under license.
- The App Store is a service mark of Apple Inc.
- QR Code is registered trademark of DENSO WAVE INCORPORATED.
- Bluetooth® word mark and logo are registered trademarks owned by Bluetooth SIG, Inc.
- Panasonic Corporation uses these marks under license. Other trademarks and trade names are property of their respective owners.
- Other names, company names, product names, etc. described in this manual are trademarks or registered trademarks of their respective companies. Some ™ and ® marks are not included in the text.

■ About software

This product consists of the following types of software.

- (1) Software developed by or for Panasonic Corporation (Panasonic)
- (2) Software owned by a third party and licensed to Panasonic
- (3) Conditionally licensed open source software

The software classified in (3) above is distributed with the expectation that it will be useful on its own, but we do not warrant any implied guarantee of “commerciality” or “fitness for a specific purpose”. No warranty is given, including.

cJSON

Copyright (c) 2009 Dave Gamble

Copyright (c) 2009-2017 Dave Gamble and cJSON contributors

Permission is hereby granted, free of charge, to any person obtaining a copy of this software and associated documentation files (the “Software”), to deal in the Software without restriction, including without limitation the rights to use, copy, modify, merge, publish, distribute, sublicense, and/or sell copies of the Software, and to permit persons to whom the Software is furnished to do so, subject to the following conditions:

The above copyright notice and this permission notice shall be included in all copies or substantial portions of the Software.

THE SOFTWARE IS PROVIDED “AS IS”, WITHOUT WARRANTY OF ANY KIND, EXPRESS OR IMPLIED, INCLUDING BUT NOT LIMITED TO THE WARRANTIES OF MERCHANTABILITY, FITNESS FOR A PARTICULAR PURPOSE AND NONINFRINGEMENT. IN NO EVENT SHALL THE AUTHORS OR COPYRIGHT HOLDERS BE LIABLE FOR ANY CLAIM, DAMAGES OR OTHER LIABILITY, WHETHER IN AN ACTION OF CONTRACT, TORT OR OTHERWISE, ARISING FROM, OUT OF OR IN CONNECTION WITH THE SOFTWARE OR THE USE OR OTHER DEALINGS IN THE SOFTWARE.

wpa_supplicant

Copyright (c) 2005-2009, Jouni Malinen <j@w1.fi>

Copyright (c) 2008, Jouni Malinen <j@w1.fi>

wpa_supplicant
=====

Copyright (c) 2003-2019, Jouni Malinen <j@w1.fi> and contributors All Rights Reserved.

This program is licensed under the BSD license (the one with advertisement clause removed).

If you are submitting changes to the project, please see CONTRIBUTIONS file for more instructions.

License

This software may be distributed, used, and modified under the terms of BSD license:

Redistribution and use in source and binary forms, with or without modification, are permitted provided that the following conditions are met:

1. Redistributions of source code must retain the above copyright notice, this list of conditions and the following disclaimer.
2. Redistributions in binary form must reproduce the above copyright notice, this list of conditions and the following disclaimer in the documentation and/or other materials provided with the distribution.

Panasonic SmartApp+ (continued)

Copyright, etc. (continued)

3. Neither the name(s) of the above-listed copyright holder(s) nor the names of its contributors may be used to endorse or promote products derived from this software without specific prior written permission.

THIS SOFTWARE IS PROVIDED BY THE COPYRIGHT HOLDERS AND CONTRIBUTORS "AS IS" AND ANY EXPRESS OR IMPLIED WARRANTIES, INCLUDING, BUT NOT LIMITED TO, THE IMPLIED WARRANTIES OF MERCHANTABILITY AND FITNESS FOR A PARTICULAR PURPOSE ARE DISCLAIMED. IN NO EVENT SHALL THE COPYRIGHT OWNER OR CONTRIBUTORS BE LIABLE FOR ANY DIRECT, INDIRECT, INCIDENTAL, SPECIAL, EXEMPLARY, OR CONSEQUENTIAL DAMAGES (INCLUDING, BUT NOT LIMITED TO, PROCUREMENT OF SUBSTITUTE GOODS OR SERVICES; LOSS OF USE, DATA, OR PROFITS; OR BUSINESS INTERRUPTION) HOWEVER CAUSED AND ON ANY THEORY OF LIABILITY, WHETHER IN CONTRACT, STRICT LIABILITY, OR TORT (INCLUDING NEGLIGENCE OR OTHERWISE) ARISING IN ANY WAY OUT OF THE USE OF THIS SOFTWARE, EVEN IF ADVISED OF THE POSSIBILITY OF SUCH DAMAGE.

Mbed TLS

Copyright (C) 2006-2015, ARM Limited, All Rights Reserved
Copyright (C) 2006-2016, ARM Limited, All Rights Reserved
Copyright (C) 2006-2017, ARM Limited, All Rights Reserved
Copyright (C) 2006-2018, ARM Limited, All Rights Reserved
Copyright (C) 2006-2018, Arm Limited (or its affiliates), All Rights Reserved
Copyright (C) 2006-2018, Arm Limited (or its affiliates), All Rights Reserved.
Copyright (C) 2006-2019, ARM Limited, All Rights Reserved
Copyright (C) 2006-2019, Arm Limited (or its affiliates), All Rights Reserved
Copyright (C) 2016, ARM Limited, All Rights Reserved
Copyright (C) 2016-2018, ARM Limited, All Rights Reserved
Copyright (C) 2018, Arm Limited (or its affiliates), All Rights Reserved
Copyright (C) 2018, Arm Limited, All Rights Reserved

RealtekSDK

(C) COPYRIGHT 2011 STMicroelectronics
(c) COPYRIGHT 2017 Realtek Semiconductor Corporation
Copyright (C) 2019 Amazon.com, Inc. or its affiliates. All Rights Reserved.
Copyright (c) 2006-2013 ARM Limited
Copyright (c) 2009-2016 ARM Limited. All rights reserved.
Copyright (c) 2009-2017 ARM Limited. All rights reserved.
Copyright (c) 2009-2018 Arm Limited. All rights reserved.
Copyright (c) 2013 ARM LIMITED All rights reserved.
Copyright (c) 2013 Realtek Semiconductor Corp.
Copyright (c) 2013-2016 Realtek Semiconductor Corp.

Copyright (c) 2014, Realtek Semiconductor Corp. All rights reserved.

Copyright (c) 2015, Realtek Semiconductor Corporation. All rights reserved.

Copyright (c) 2015, Realtek Semiconductor Corp. All rights reserved.

Copyright (c) 2015, Realtek Semiconductor Corporation. All rights reserved.

Copyright (c) 2017, Realtek Semiconductor Corporation. All rights reserved.

Copyright (c) 2017, Realtek Semiconductor Corporation. All rights reserved.

Copyright (c) 2017-2018 Arm Limited. All rights reserved.

Copyright 2014 Tencent. All rights reserved.

Copyright(c) 2007 - 2012 Realtek Corporation. All rights reserved.

Copyright(c) 2007 - 2016 Realtek Corporation. All rights reserved.

Copyright(c) 2007 - 2017 Realtek Corporation. All rights reserved.

Copyright(c) 2007 - 2018 Realtek Corporation. All rights reserved.

Copyright(c)2014, Realtek Semiconductor Corporation. All rights reserved.

Copyright(c)2015, Realtek Semiconductor Corporation. All rights reserved.

Copyright(c)2016, Realtek Semiconductor Corporation. All rights reserved.

Copyright(c)2017, Realtek Semiconductor Corporation. All rights reserved.

Copyright(c)2019, Realtek Semiconductor Corporation. All rights reserved.

copyright Kulesh Shanmugasundaram (kulesh [squiggly] isis.poly.edu)

Apache License

Version 2.0, January 2004

<http://www.apache.org/licenses/>

TERMS AND CONDITIONS FOR USE, REPRODUCTION, AND DISTRIBUTION

1. Definitions.

"License" shall mean the terms and conditions for use, reproduction, and distribution as defined by Sections 1 through 9 of this document.

"Licensor" shall mean the copyright owner or entity authorized by the copyright owner that is granting the License.

"Legal Entity" shall mean the union of the acting entity and all other entities that control, are controlled by, or are under common control with that entity. For the purposes of this definition, "control" means (i) the power, direct or indirect, to cause the direction or management of such entity, whether by contract or otherwise, or (ii) ownership of fifty percent (50%) or more of the outstanding shares, or (iii) beneficial ownership of such entity.

"You" (or "Your") shall mean an individual or Legal Entity exercising permissions granted by this License.

"Source" form shall mean the preferred form for making modifications, including but not limited to software source code, documentation source, and configuration files.

"Object" form shall mean any form resulting from mechanical transformation or translation of a Source form, including but not limited to compiled object code, generated documentation, and conversions to other media types.

"Work" shall mean the work of authorship, whether in Source or Object form, made available under the License, as indicated by a copyright notice that is included in or attached to the work (an example is provided in the Appendix below).

"Derivative Works" shall mean any work, whether in Source or Object form, that is based on (or derived from) the Work and for which the editorial revisions, annotations, elaborations, or other modifications represent, as a whole, an original work of authorship. For the purposes of this License, Derivative Works shall not include works that remain separable from, or merely link (or bind by name) to the interfaces of, the Work and Derivative Works thereof.

"Contribution" shall mean any work of authorship, including the original version of the Work and any modifications or additions to that Work or Derivative Works thereof, that is intentionally submitted to Licensor for inclusion in the Work by the copyright owner or by an individual or Legal Entity authorized to submit on behalf of the copyright owner. For the purposes of this definition, "submitted" means any form of electronic, verbal, or written communication sent to the Licensor or its representatives, including but not limited to communication on electronic mailing lists, source code control systems, and issue tracking systems that are managed by, or on behalf of, the Licensor for the purpose of discussing and improving the Work, but excluding communication that is conspicuously marked or otherwise designated in writing by the copyright owner as "Not a Contribution".

"Contributor" shall mean Licensor and any individual or Legal Entity on behalf of whom a Contribution has been received by Licensor and subsequently incorporated within the Work.

2. Grant of Copyright License.

Subject to the terms and conditions of this License, each Contributor hereby grants to You a perpetual, worldwide, non-exclusive, no-charge, royalty-free, irrevocable copyright license to reproduce, prepare Derivative Works of, publicly display, publicly perform, sublicense, and distribute the Work and such Derivative Works in Source or Object form.

3. Grant of Patent License.

Subject to the terms and conditions of this License, each Contributor hereby grants to You a perpetual, worldwide, non-exclusive, no-charge, royalty-free, irrevocable (except as stated in this section) patent license to make, have made, use, offer to sell, sell, import, and otherwise transfer the Work, where such license applies only to those patent claims licensable by such Contributor that are necessarily infringed by their Contribution(s) alone or by combination of their Contribution(s) with the Work to which such Contribution(s) was submitted. If You institute patent litigation against any entity (including a cross-claim or counterclaim in a lawsuit) alleging that the Work or a Contribution incorporated within the Work constitutes direct or contributory patent infringement, then any patent licenses granted to You under this License for that Work shall terminate as of the date such litigation is filed.

4. Redistribution.

You may reproduce and distribute copies of the Work or Derivative Works thereof in any medium, with or without modifications, and in Source or Object form, provided that You meet the following conditions:

- (a) You must give any other recipients of the Work or Derivative Works a copy of this License; and
- (b) You must cause any modified files to carry prominent notices stating that You changed the files; and
- (c) You must retain, in the Source form of any Derivative Works that You distribute, all copyright, patent, trademark, and attribution notices from the Source form of the Work, excluding those notices that do not pertain to any part of the Derivative Works; and
- (d) If the Work includes a "NOTICE" text file as part of its distribution, then any Derivative Works that You distribute must include a readable copy of the attribution notices contained within such NOTICE file, excluding those notices that do not pertain to any part of the Derivative Works, in at least one of the following places: within a NOTICE text file distributed as part of the Derivative Works; within the Source form or documentation, if provided along with the Derivative Works; or, within a display generated by the Derivative Works, if and wherever such third-party notices normally appear. The contents of the NOTICE file are for informational purposes only and do not modify the License. You may add Your own attribution notices within Derivative Works that You distribute, alongside or as an addendum to the NOTICE text from the Work, provided that such additional attribution notices cannot be construed as modifying the License.

You may add Your own copyright statement to Your modifications and may provide additional or different license terms and conditions for use, reproduction, or distribution of Your modifications, or for any such Derivative Works as a whole, provided Your use, reproduction, and distribution of the Work otherwise complies with the conditions stated in this License.

5. Submission of Contributions.

Unless You explicitly state otherwise, any Contribution intentionally submitted for inclusion in the Work by You to the Licensor shall be under the terms and conditions of this License, without any additional terms or conditions. Notwithstanding the above, nothing herein shall supersede or modify the terms of any separate license agreement you may have executed with Licensor regarding such Contributions.

6. Trademarks.

This License does not grant permission to use the trade names, trademarks, service marks, or product names of the Licensor, except as required for reasonable and customary use in describing the origin of the Work and reproducing the content of the NOTICE file.

7. Disclaimer of Warranty.

Unless required by applicable law or agreed to in writing, Licensor provides the Work (and each Contributor provides its Contributions) on an "AS IS" BASIS, WITHOUT WARRANTIES OR CONDITIONS OF ANY KIND, either express or implied, including, without limitation, any warranties or conditions of TITLE, NON-INFRINGEMENT, MERCHANTABILITY,

Panasonic SmartApp+ (continued)

Copyright, etc. (continued)

or FITNESS FOR A PARTICULAR PURPOSE. You are solely responsible for determining the appropriateness of using or redistributing the Work and assume any risks associated with Your exercise of permissions under this License.

8. Limitation of Liability.

In no event and under no legal theory, whether in tort (including negligence), contract, or otherwise, unless required by applicable law (such as deliberate and grossly negligent acts) or agreed to in writing, shall any Contributor be liable to You for damages, including any direct, indirect, special, incidental, or consequential damages of any character arising as a result of this License or out of the use or inability to use the Work (including but not limited to damages for loss of goodwill, work stoppage, computer failure or malfunction, or any and all other commercial damages or losses), even if such Contributor has been advised of the possibility of such damages.

9. Accepting Warranty or Additional Liability.

While redistributing the Work or Derivative Works thereof, You may choose to offer, and charge a fee for, acceptance of support, warranty, indemnity, or other liability obligations and/or rights consistent with this License. However, in accepting such obligations, You may act only on Your own behalf and on Your sole responsibility, not on behalf of any other Contributor, and only if You agree to indemnify, defend, and hold each Contributor harmless for any liability incurred by, or claims asserted against, such Contributor by reason of your accepting any such warranty or additional liability.

END OF TERMS AND CONDITIONS

APPENDIX: How to apply the Apache License to your work.

To apply the Apache License to your work, attach the following boilerplate notice, with the fields enclosed by brackets “[]” replaced with your own identifying information. (Don't include the brackets!) The text should be enclosed in the appropriate comment syntax for the file format. We also recommend that a file or class name and description of purpose be included on the same “printed page” as the copyright notice for easier identification within third-party archives.

Copyright [yyyy] [name of copyright owner]

Licensed under the Apache License, Version 2.0 (the “License”);
you may not use this file except in compliance with the License.
You may obtain a copy of the License at

<http://www.apache.org/licenses/LICENSE-2.0>

Unless required by applicable law or agreed to in writing, software distributed under the License is distributed on an “AS IS” BASIS, WITHOUT WARRANTIES OR CONDITIONS OF ANY KIND, either express or implied. See the License for the specific language governing permissions and limitations under the License.

lwIP

Copyright (c) 1997 Global Election Systems Inc.
Copyright (c) 2001-2003 Swedish Institute of Computer Science.

Copyright (c) 2001-2003 Swedish Institute of Computer Science. All rights reserved.

Copyright (c) 2001-2004 Axon Digital Design B.V., The Netherlands. All rights reserved.

Copyright (c) 2001-2004 Leon Woestenberg <leon.woestenberg@gmx.net>

Copyright (c) 2001-2004 Swedish Institute of Computer Science. All rights reserved.

Copyright (c) 2002 CITEL Technologies Ltd. All rights reserved.

Copyright (c) 2002-2003, Adam Dunkels.

Copyright (c) 2002-2003, Adam Dunkels. All rights reserved.

Copyright (c) 2003 by Marc Boucher, Services Informatiques (MBSI) inc.

Copyright (c) 2003-2004 Axon Digital Design B.V., The Netherlands. All rights reserved.

Copyright (c) 2003-2004 Leon Woestenberg <leon.woestenberg@axon.tv>

Copyright (c) 2007 Dominik Spies <kontakt@dspies.de> All rights reserved.

Copyright (c) 2010 Inico Technologies Ltd. All rights reserved.

Copyright (c) 2016 The MINIX 3 Project. All rights reserved.

/*

*Copyright (c) 2001, 2002 Swedish Institute of
*Computer Science. All rights reserved.

*

*Redistribution and use in source and binary forms,
*with or without modification, are permitted provided
*that the following conditions are met:

*

*1. Redistributions of source code must retain the
* above copyright notice, this list of conditions and the
* following disclaimer.

*2. Redistributions in binary form must reproduce the
* above copyright notice, this list of conditions and the
* following disclaimer in the documentation and/or
* other materials provided with the distribution.

*3. The name of the author may not be used to endorse
* or promote products derived from this software
* without specific prior written permission.

*

*THIS SOFTWARE IS PROVIDED BY THE
*AUTHOR “AS IS” AND ANY EXPRESS OR IMPLIED
*WARRANTIES, INCLUDING, BUT NOT LIMITED TO,
*THE IMPLIED WARRANTIES OF MERCHANTABILITY
*AND FITNESS FOR A PARTICULAR PURPOSE ARE
*DISCLAIMED. IN NO EVENT SHALL THE AUTHOR BE
*LIABLE FOR ANY DIRECT, INDIRECT, INCIDENTAL,
*SPECIAL, EXEMPLARY, OR CONSEQUENTIAL
*DAMAGES (INCLUDING, BUT NOT LIMITED TO,
*PROCUREMENT OF SUBSTITUTE GOODS OR
*SERVICES; LOSS OF USE, DATA, OR PROFITS;
*OR BUSINESS INTERRUPTION) HOWEVER
*CAUSED AND ON ANY THEORY OF LIABILITY,
*WHETHER IN CONTRACT, STRICT LIABILITY, OR

*TORT (INCLUDING NEGLIGENCE OR OTHERWISE)
*ARISING IN ANY WAY OUT OF THE USE OF
*THIS SOFTWARE, EVEN IF ADVISED OF THE
*POSSIBILITY OF SUCH DAMAGE.

*
*This file is part of the lwIP TCP/IP stack.
*

*Author: Adam Dunkels <adam@sics.se>

*
*/

FreeRTOS

Copyright (C) 2017 Amazon.com, Inc. or its affiliates.
All Rights Reserved.

Copyright (C) 2019 Amazon.com, Inc. or its affiliates.
All Rights Reserved.

The FreeRTOS kernel is released under the MIT open source license, the text of which is provided below.

This license covers the FreeRTOS kernel source files, which are located in the /FreeRTOS/Source directory of the official FreeRTOS kernel download. It also covers most of the source files in the demo application projects, which are located in the /FreeRTOS/Demo directory of the official FreeRTOS download. The demo projects may also include third party software that is not part of FreeRTOS and is licensed separately to FreeRTOS. Examples of third party software includes header files provided by chip or tools vendors, linker scripts, peripheral drivers, etc. All the software in subdirectories of the /FreeRTOS directory is either open source or distributed with permission, and is free for use. For the avoidance of doubt, refer to the comments at the top of each source file.

License text:

Copyright (C) 2019 Amazon.com, Inc. or its affiliates.
All Rights Reserved.

Permission is hereby granted, free of charge, to any person obtaining a copy of this software and associated documentation files (the "Software"), to deal in the Software without restriction, including without limitation the rights to use, copy, modify, merge, publish, distribute, sublicense, and/or sell copies of the Software, and to permit persons to whom the Software is furnished to do so, subject to the following conditions:

The above copyright notice and this permission notice shall be included in all copies or substantial portions of the Software.

THE SOFTWARE IS PROVIDED "AS IS", WITHOUT WARRANTY OF ANY KIND, EXPRESS OR IMPLIED, INCLUDING BUT NOT LIMITED TO THE WARRANTIES OF MERCHANTABILITY, FITNESS FOR A PARTICULAR PURPOSE AND NONINFRINGEMENT. IN NO EVENT SHALL THE AUTHORS OR COPYRIGHT HOLDERS BE LIABLE FOR ANY CLAIM, DAMAGES OR OTHER LIABILITY,

WHETHER IN AN ACTION OF CONTRACT, TORT OR OTHERWISE, ARISING FROM, OUT OF OR IN CONNECTION WITH THE SOFTWARE OR THE USE OR OTHER DEALINGS IN THE SOFTWARE.

newlib

The newlib subdirectory is a collection of software from several sources.

Each file may have its own copyright/license that is embedded in the source file. Unless otherwise noted in the body of the source file(s), the following copyright notices will apply to the contents of the newlib subdirectory:

(1) Red Hat Incorporated

Copyright (c) 1994-2009 Red Hat, Inc.
All rights reserved.

This copyrighted material is made available to anyone wishing to use, modify, copy, or redistribute it subject to the terms and conditions of the BSD License. This program is distributed in the hope that it will be useful, but WITHOUT ANY WARRANTY expressed or implied, including the implied warranties of MERCHANTABILITY or FITNESS FOR A PARTICULAR PURPOSE. A copy of this license is available at <http://www.opensource.org/licenses>. Any Red Hat trademarks that are incorporated in the source code or documentation are not subject to the BSD License and may only be used or replicated with the express permission of Red Hat, Inc.

(2) University of California, Berkeley

Copyright (c) 1981-2000 The Regents of the University of California. All rights reserved.

Redistribution and use in source and binary forms, with or without modification, are permitted provided that the following conditions are met:

- * Redistributions of source code must retain the above copyright notice, this list of conditions and the following disclaimer.
- * Redistributions in binary form must reproduce the above copyright notice, this list of conditions and the following disclaimer in the documentation and/or other materials provided with the distribution.
- * Neither the name of the University nor the names of its contributors may be used to endorse or promote products derived from this software without specific prior written permission.

THIS SOFTWARE IS PROVIDED BY THE COPYRIGHT HOLDERS AND CONTRIBUTORS "AS IS" AND ANY EXPRESS OR IMPLIED WARRANTIES, INCLUDING, BUT NOT LIMITED TO, THE IMPLIED WARRANTIES OF MERCHANTABILITY AND FITNESS FOR A PARTICULAR PURPOSE ARE DISCLAIMED. IN NO EVENT SHALL THE COPYRIGHT OWNER

Panasonic SmartApp+ (continued)

Copyright, etc. (continued)

OR CONTRIBUTORS BE LIABLE FOR ANY DIRECT, INDIRECT, INCIDENTAL, SPECIAL, EXEMPLARY, OR CONSEQUENTIAL DAMAGES (INCLUDING, BUT NOT LIMITED TO, PROCUREMENT OF SUBSTITUTE GOODS OR SERVICES; LOSS OF USE, DATA, OR PROFITS; OR BUSINESS INTERRUPTION) HOWEVER CAUSED AND ON ANY THEORY OF LIABILITY, WHETHER IN CONTRACT, STRICT LIABILITY, OR TORT (INCLUDING NEGLIGENCE OR OTHERWISE) ARISING IN ANY WAY OUT OF THE USE OF THIS SOFTWARE, EVEN IF ADVISED OF THE POSSIBILITY OF SUCH DAMAGE.

(3) David M. Gay (AT&T 1991, Lucent 1998)

The author of this software is David M. Gay.

Copyright (c) 1991 by AT&T.

Permission to use, copy, modify, and distribute this software for any purpose without fee is hereby granted, provided that this entire notice is included in all copies of any software which is or includes a copy or modification of this software and in all copies of the supporting documentation for such software.

THIS SOFTWARE IS BEING PROVIDED "AS IS", WITHOUT ANY EXPRESS OR IMPLIED WARRANTY. IN PARTICULAR, NEITHER THE AUTHOR NOR AT&T MAKES ANY REPRESENTATION OR WARRANTY OF ANY KIND CONCERNING THE MERCHANTABILITY OF THIS SOFTWARE OR ITS FITNESS FOR ANY PARTICULAR PURPOSE.

The author of this software is David M. Gay.

Copyright (C) 1998-2001 by Lucent Technologies All Rights Reserved

Permission to use, copy, modify, and distribute this software and its documentation for any purpose and without fee is hereby granted, provided that the above copyright notice appear in all copies and that both that the copyright notice and this permission notice and warranty disclaimer appear in supporting documentation, and that the name of Lucent or any of its entities not be used in advertising or publicity pertaining to distribution of the software without specific, written prior permission.

LUCENT DISCLAIMS ALL WARRANTIES WITH REGARD TO THIS SOFTWARE, INCLUDING ALL IMPLIED WARRANTIES OF MERCHANTABILITY AND FITNESS. IN NO EVENT SHALL LUCENT OR ANY OF ITS ENTITIES BE LIABLE FOR ANY SPECIAL, INDIRECT OR CONSEQUENTIAL DAMAGES OR ANY DAMAGES WHATSOEVER RESULTING FROM LOSS OF USE, DATA OR PROFITS, WHETHER IN AN ACTION OF CONTRACT, NEGLIGENCE OR OTHER TORTIOUS ACTION, ARISING OUT OF OR IN

CONNECTION WITH THE USE OR PERFORMANCE OF THIS SOFTWARE.

(4) Advanced Micro Devices

Copyright 1989, 1990 Advanced Micro Devices, Inc.

This software is the property of Advanced Micro Devices, Inc (AMD) which specifically grants the user the right to modify, use and distribute this software provided this notice is not removed or altered. All other rights are reserved by AMD.

AMD MAKES NO WARRANTY OF ANY KIND, EXPRESS OR IMPLIED, WITH REGARD TO THIS SOFTWARE. IN NO EVENT SHALL AMD BE LIABLE FOR INCIDENTAL OR CONSEQUENTIAL DAMAGES IN CONNECTION WITH OR ARISING FROM THE FURNISHING, PERFORMANCE, OR USE OF THIS SOFTWARE.

So that all may benefit from your experience, please report any problems or suggestions about this software to the 29K Technical Support Center at 800-29-29-AMD (800-292-9263) in the USA, or 0800-89-1131 in the UK, or 0031-11-1129 in Japan, toll free. The direct dial number is 512-462-4118.

Advanced Micro Devices, Inc.
29K Support Products
Mail Stop 573
5900 E. Ben White Blvd.
Austin, TX 78741
800-292-9263

(7) Sun Microsystems

Copyright (C) 1993 by Sun Microsystems, Inc.
All rights reserved.

Developed at SunPro, a Sun Microsystems, Inc. business.

Permission to use, copy, modify, and distribute this software is freely granted, provided that this notice is preserved.

(8) Hewlett Packard

(c) Copyright 1986 HEWLETT-PACKARD COMPANY

To anyone who acknowledges that this file is provided "AS IS" without any express or implied warranty:

permission to use, copy, modify, and distribute this file for any purpose is hereby granted without fee, provided that the above copyright notice and this notice appears in all copies, and that the name of Hewlett-Packard Company not be used in advertising or publicity pertaining to distribution of the software without specific, written prior permission.

Hewlett-Packard Company makes no representations about the suitability of this software for any purpose.

(9) Hans-Peter Nilsson

Copyright (C) 2001 Hans-Peter Nilsson

Permission to use, copy, modify, and distribute this software is freely granted, provided that the above copyright notice, this notice and the following disclaimer are preserved with no changes.

THIS SOFTWARE IS PROVIDED "AS IS" AND WITHOUT ANY EXPRESS OR IMPLIED WARRANTIES, INCLUDING, WITHOUT LIMITATION, THE IMPLIED WARRANTIES OF MERCHANTABILITY AND FITNESS FOR A PARTICULAR PURPOSE.

(11) Christopher G. Demetriou

Copyright (c) 2001 Christopher G. Demetriou
All rights reserved.

Redistribution and use in source and binary forms, with or without modification, are permitted provided that the following conditions are met:

1. Redistributions of source code must retain the above copyright notice, this list of conditions and the following disclaimer.
2. Redistributions in binary form must reproduce the above copyright notice, this list of conditions and the following disclaimer in the documentation and/or other materials provided with the distribution.
3. The name of the author may not be used to endorse or promote products derived from this software without specific prior written permission.

THIS SOFTWARE IS PROVIDED BY THE AUTHOR "AS IS" AND ANY EXPRESS OR IMPLIED WARRANTIES, INCLUDING, BUT NOT LIMITED TO, THE IMPLIED WARRANTIES OF MERCHANTABILITY AND FITNESS FOR A PARTICULAR PURPOSE ARE DISCLAIMED. IN NO EVENT SHALL THE AUTHOR BE LIABLE FOR ANY DIRECT, INDIRECT, INCIDENTAL, SPECIAL, EXEMPLARY, OR CONSEQUENTIAL DAMAGES (INCLUDING, BUT NOT LIMITED TO, PROCUREMENT OF SUBSTITUTE GOODS OR SERVICES; LOSS OF USE, DATA, OR PROFITS; OR BUSINESS INTERRUPTION) HOWEVER CAUSED AND ON ANY THEORY OF LIABILITY, WHETHER IN CONTRACT, STRICT LIABILITY, OR TORT (INCLUDING NEGLIGENCE OR OTHERWISE) ARISING IN ANY WAY OUT OF THE USE OF THIS SOFTWARE, EVEN IF ADVISED OF THE POSSIBILITY OF SUCH DAMAGE.

(12) SuperH, Inc.

Copyright 2002 SuperH, Inc. All rights reserved

This software is the property of SuperH, Inc (SuperH) which specifically grants the user the right to modify, use and distribute this software provided this notice is not removed or altered. All other rights are reserved by SuperH.

SUPERH MAKES NO WARRANTY OF ANY KIND, EXPRESS OR IMPLIED, WITH REGARD TO THIS SOFTWARE. IN NO EVENT SHALL SUPERH BE LIABLE FOR INDIRECT, SPECIAL, INCIDENTAL OR CONSEQUENTIAL DAMAGES IN CONNECTION WITH OR ARISING FROM THE FURNISHING, PERFORMANCE, OR USE OF THIS SOFTWARE.

So that all may benefit from your experience, please report any problems or suggestions about this software to the SuperH Support Center via e-mail at softwaresupport@superh.com.

SuperH, Inc.
405 River Oaks Parkway
San Jose
CA 95134
USA

(13) Royal Institute of Technology

Copyright (c) 1999 Kungliga Tekniska Högskolan
(Royal Institute of Technology, Stockholm, Sweden).
All rights reserved.

Redistribution and use in source and binary forms, with or without modification, are permitted provided that the following conditions are met:

1. Redistributions of source code must retain the above copyright notice, this list of conditions and the following disclaimer.
2. Redistributions in binary form must reproduce the above copyright notice, this list of conditions and the following disclaimer in the documentation and/or other materials provided with the distribution.
3. Neither the name of KTH nor the names of its contributors may be used to endorse or promote products derived from this software without specific prior written permission.

THIS SOFTWARE IS PROVIDED BY KTH AND ITS CONTRIBUTORS "AS IS" AND ANY EXPRESS OR IMPLIED WARRANTIES, INCLUDING, BUT NOT LIMITED TO, THE IMPLIED WARRANTIES OF MERCHANTABILITY AND FITNESS FOR A PARTICULAR PURPOSE ARE DISCLAIMED. IN NO EVENT SHALL KTH OR ITS CONTRIBUTORS BE LIABLE FOR ANY DIRECT, INDIRECT, INCIDENTAL, SPECIAL, EXEMPLARY, OR CONSEQUENTIAL DAMAGES (INCLUDING, BUT NOT LIMITED TO, PROCUREMENT OF SUBSTITUTE GOODS OR SERVICES; LOSS OF USE, DATA, OR PROFITS; OR BUSINESS INTERRUPTION) HOWEVER CAUSED AND ON ANY THEORY OF LIABILITY, WHETHER IN CONTRACT, STRICT LIABILITY, OR TORT (INCLUDING NEGLIGENCE OR OTHERWISE) ARISING IN ANY WAY OUT OF THE USE OF THIS SOFTWARE, EVEN IF ADVISED OF THE POSSIBILITY OF SUCH DAMAGE.

Panasonic SmartApp+ (continued)

Copyright, etc. (continued)

(14) Alexey Zelkin

Copyright (c) 2000, 2001 Alexey Zelkin <phantom@FreeBSD.org>
All rights reserved.

Redistribution and use in source and binary forms, with or without modification, are permitted provided that the following conditions are met:

1. Redistributions of source code must retain the above copyright notice, this list of conditions and the following disclaimer.
2. Redistributions in binary form must reproduce the above copyright notice, this list of conditions and the following disclaimer in the documentation and/or other materials provided with the distribution.

THIS SOFTWARE IS PROVIDED BY THE AUTHOR AND CONTRIBUTORS "AS IS" AND ANY EXPRESS OR IMPLIED WARRANTIES, INCLUDING, BUT NOT LIMITED TO, THE IMPLIED WARRANTIES OF MERCHANTABILITY AND FITNESS FOR A PARTICULAR PURPOSE ARE DISCLAIMED. IN NO EVENT SHALL THE AUTHOR OR CONTRIBUTORS BE LIABLE FOR ANY DIRECT, INDIRECT, INCIDENTAL, SPECIAL, EXEMPLARY, OR CONSEQUENTIAL DAMAGES (INCLUDING, BUT NOT LIMITED TO, PROCUREMENT OF SUBSTITUTE GOODS OR SERVICES; LOSS OF USE, DATA, OR PROFITS; OR BUSINESS INTERRUPTION) HOWEVER CAUSED AND ON ANY THEORY OF LIABILITY, WHETHER IN CONTRACT, STRICT LIABILITY, OR TORT (INCLUDING NEGLIGENCE OR OTHERWISE) ARISING IN ANY WAY OUT OF THE USE OF THIS SOFTWARE, EVEN IF ADVISED OF THE POSSIBILITY OF SUCH DAMAGE.

(15) Andrey A. Chernov

Copyright (C) 1997 by Andrey A. Chernov, Moscow, Russia.
All rights reserved.

Redistribution and use in source and binary forms, with or without modification, are permitted provided that the following conditions are met:

1. Redistributions of source code must retain the above copyright notice, this list of conditions and the following disclaimer.
2. Redistributions in binary form must reproduce the above copyright notice, this list of conditions and the following disclaimer in the documentation and/or other materials provided with the distribution.

THIS SOFTWARE IS PROVIDED BY THE AUTHOR "AS IS" AND ANY EXPRESS OR IMPLIED WARRANTIES, INCLUDING, BUT NOT LIMITED TO, THE IMPLIED WARRANTIES OF MERCHANTABILITY AND FITNESS FOR A PARTICULAR PURPOSE ARE DISCLAIMED. IN NO EVENT SHALL THE REGENTS OR CONTRIBUTORS BE LIABLE FOR ANY DIRECT, INDIRECT, INCIDENTAL, SPECIAL, EXEMPLARY, OR CONSEQUENTIAL DAMAGES (INCLUDING, BUT NOT LIMITED TO, PROCUREMENT OF SUBSTITUTE

GOODS OR SERVICES; LOSS OF USE, DATA, OR PROFITS; OR BUSINESS INTERRUPTION) HOWEVER CAUSED AND ON ANY THEORY OF LIABILITY, WHETHER IN CONTRACT, STRICT LIABILITY, OR TORT (INCLUDING NEGLIGENCE OR OTHERWISE) ARISING IN ANY WAY OUT OF THE USE OF THIS SOFTWARE, EVEN IF ADVISED OF THE POSSIBILITY OF SUCH DAMAGE.

(16) FreeBSD

Copyright (c) 1997-2002 FreeBSD Project.
All rights reserved.

Redistribution and use in source and binary forms, with or without modification, are permitted provided that the following conditions are met:

1. Redistributions of source code must retain the above copyright notice, this list of conditions and the following disclaimer.
2. Redistributions in binary form must reproduce the above copyright notice, this list of conditions and the following disclaimer in the documentation and/or other materials provided with the distribution.

THIS SOFTWARE IS PROVIDED BY THE AUTHOR AND CONTRIBUTORS "AS IS" AND ANY EXPRESS OR IMPLIED WARRANTIES, INCLUDING, BUT NOT LIMITED TO, THE IMPLIED WARRANTIES OF MERCHANTABILITY AND FITNESS FOR A PARTICULAR PURPOSE ARE DISCLAIMED. IN NO EVENT SHALL THE AUTHOR OR CONTRIBUTORS BE LIABLE FOR ANY DIRECT, INDIRECT, INCIDENTAL, SPECIAL, EXEMPLARY, OR CONSEQUENTIAL DAMAGES (INCLUDING, BUT NOT LIMITED TO, PROCUREMENT OF SUBSTITUTE GOODS OR SERVICES; LOSS OF USE, DATA, OR PROFITS; OR BUSINESS INTERRUPTION) HOWEVER CAUSED AND ON ANY THEORY OF LIABILITY, WHETHER IN CONTRACT, STRICT LIABILITY, OR TORT (INCLUDING NEGLIGENCE OR OTHERWISE) ARISING IN ANY WAY OUT OF THE USE OF THIS SOFTWARE, EVEN IF ADVISED OF THE POSSIBILITY OF SUCH DAMAGE.

(17) S. L. Moshier

Author: S. L. Moshier.

Copyright (c) 1984,2000 S.L. Moshier

Permission to use, copy, modify, and distribute this software for any purpose without fee is hereby granted, provided that this entire notice is included in all copies of any software which is or includes a copy or modification of this software and in all copies of the supporting documentation for such software.

THIS SOFTWARE IS BEING PROVIDED "AS IS", WITHOUT ANY EXPRESS OR IMPLIED WARRANTY. IN PARTICULAR, THE AUTHOR MAKES NO REPRESENTATION OR WARRANTY OF ANY KIND CONCERNING THE MERCHANTABILITY

OF THIS SOFTWARE OR ITS FITNESS FOR ANY PARTICULAR PURPOSE.

(18) Citrus Project

Copyright (c)1999 Citrus Project,
All rights reserved.

Redistribution and use in source and binary forms, with or without modification, are permitted provided that the following conditions are met:

1. Redistributions of source code must retain the above copyright notice, this list of conditions and the following disclaimer.
2. Redistributions in binary form must reproduce the above copyright notice, this list of conditions and the following disclaimer in the documentation and/or other materials provided with the distribution.

THIS SOFTWARE IS PROVIDED BY THE AUTHOR AND CONTRIBUTORS "AS IS" AND ANY EXPRESS OR IMPLIED WARRANTIES, INCLUDING, BUT NOT LIMITED TO, THE IMPLIED WARRANTIES OF MERCHANTABILITY AND FITNESS FOR A PARTICULAR PURPOSE ARE DISCLAIMED. IN NO EVENT SHALL THE AUTHOR OR CONTRIBUTORS BE LIABLE FOR ANY DIRECT, INDIRECT, INCIDENTAL, SPECIAL, EXEMPLARY, OR CONSEQUENTIAL DAMAGES (INCLUDING, BUT NOT LIMITED TO, PROCUREMENT OF SUBSTITUTE GOODS OR SERVICES; LOSS OF USE, DATA, OR PROFITS; OR BUSINESS INTERRUPTION) HOWEVER CAUSED AND ON ANY THEORY OF LIABILITY, WHETHER IN CONTRACT, STRICT LIABILITY, OR TORT (INCLUDING NEGLIGENCE OR OTHERWISE) ARISING IN ANY WAY OUT OF THE USE OF THIS SOFTWARE, EVEN IF ADVISED OF THE POSSIBILITY OF SUCH DAMAGE.

(19) Todd C. Miller

Copyright (c) 1998 Todd C. Miller
<Todd.Miller@courtesan.com>
All rights reserved.

Redistribution and use in source and binary forms, with or without modification, are permitted provided that the following conditions are met:

1. Redistributions of source code must retain the above copyright notice, this list of conditions and the following disclaimer.
2. Redistributions in binary form must reproduce the above copyright notice, this list of conditions and the following disclaimer in the documentation and/or other materials provided with the distribution.
3. The name of the author may not be used to endorse or promote products derived from this software without specific prior written permission.

THIS SOFTWARE IS PROVIDED "AS IS" AND ANY EXPRESS OR IMPLIED WARRANTIES, INCLUDING, BUT NOT LIMITED TO, THE IMPLIED WARRANTIES OF MERCHANTABILITY AND FITNESS FOR A PARTICULAR PURPOSE ARE DISCLAIMED.

IN NO EVENT SHALL THE AUTHOR BE LIABLE FOR ANY DIRECT, INDIRECT, INCIDENTAL, SPECIAL, EXEMPLARY, OR CONSEQUENTIAL DAMAGES (INCLUDING, BUT NOT LIMITED TO, PROCUREMENT OF SUBSTITUTE GOODS OR SERVICES; LOSS OF USE, DATA, OR PROFITS; OR BUSINESS INTERRUPTION) HOWEVER CAUSED AND ON ANY THEORY OF LIABILITY, WHETHER IN CONTRACT, STRICT LIABILITY, OR TORT (INCLUDING NEGLIGENCE OR OTHERWISE) ARISING IN ANY WAY OUT OF THE USE OF THIS SOFTWARE, EVEN IF ADVISED OF THE POSSIBILITY OF SUCH DAMAGE.

(20) DJ Delorie (i386)

Copyright (C) 1991 DJ Delorie
All rights reserved.

Redistribution, modification, and use in source and binary forms is permitted provided that the above copyright notice and following paragraph are duplicated in all such forms.

This file is distributed WITHOUT ANY WARRANTY; without even the implied warranty of MERCHANTABILITY or FITNESS FOR A PARTICULAR PURPOSE.

(23) Intel (i960)

Copyright (c) 1993 Intel Corporation

Intel hereby grants you permission to copy, modify, and distribute this software and its documentation. Intel grants this permission provided that the above copyright notice appears in all copies and that both the copyright notice and this permission notice appear in supporting documentation. In addition, Intel grants this permission provided that you prominently mark as "not part of the original" any modifications made to this software or documentation, and that the name of Intel Corporation not be used in advertising or publicity pertaining to distribution of the software or the documentation without specific, written prior permission.

Intel Corporation provides this AS IS, WITHOUT ANY WARRANTY, EXPRESS OR IMPLIED, INCLUDING, WITHOUT LIMITATION, ANY WARRANTY OF MERCHANTABILITY OR FITNESS FOR A PARTICULAR PURPOSE. Intel makes no guarantee or representations regarding the use of, or the results of the use of, the software and documentation in terms of correctness, accuracy, reliability, currentness, or otherwise; and you rely on the software, documentation and results solely at your own risk.

IN NO EVENT SHALL INTEL BE LIABLE FOR ANY LOSS OF USE, LOSS OF BUSINESS, LOSS OF PROFITS, INDIRECT, INCIDENTAL, SPECIAL OR CONSEQUENTIAL DAMAGES OF ANY KIND. IN NO EVENT SHALL INTEL'S TOTAL LIABILITY EXCEED THE SUM PAID TO INTEL FOR THE PRODUCT LICENSED HEREUNDER.

Panasonic SmartApp+ (continued)

Copyright, etc. (continued)

(26) Mike Barcroft

Copyright (c) 2001 Mike Barcroft <mike@FreeBSD.org>
All rights reserved.

Redistribution and use in source and binary forms, with or without modification, are permitted provided that the following conditions are met:

1. Redistributions of source code must retain the above copyright notice, this list of conditions and the following disclaimer.
2. Redistributions in binary form must reproduce the above copyright notice, this list of conditions and the following disclaimer in the documentation and/or other materials provided with the distribution.

THIS SOFTWARE IS PROVIDED BY THE AUTHOR AND CONTRIBUTORS "AS IS" AND ANY EXPRESS OR IMPLIED WARRANTIES, INCLUDING, BUT NOT LIMITED TO, THE IMPLIED WARRANTIES OF MERCHANTABILITY AND FITNESS FOR A PARTICULAR PURPOSE ARE DISCLAIMED. IN NO EVENT SHALL THE AUTHOR OR CONTRIBUTORS BE LIABLE FOR ANY DIRECT, INDIRECT, INCIDENTAL, SPECIAL, EXEMPLARY, OR CONSEQUENTIAL DAMAGES (INCLUDING, BUT NOT LIMITED TO, PROCUREMENT OF SUBSTITUTE GOODS OR SERVICES; LOSS OF USE, DATA, OR PROFITS; OR BUSINESS INTERRUPTION) HOWEVER CAUSED AND ON ANY THEORY OF LIABILITY, WHETHER IN CONTRACT, STRICT LIABILITY, OR TORT (INCLUDING NEGLIGENCE OR OTHERWISE) ARISING IN ANY WAY OUT OF THE USE OF THIS SOFTWARE, EVEN IF ADVISED OF THE POSSIBILITY OF SUCH DAMAGE.

(27) Konstantin Chuguev (--enable-newlib-iconv)

Copyright (c) 1999, 2000
Konstantin Chuguev. All rights reserved.

Redistribution and use in source and binary forms, with or without modification, are permitted provided that the following conditions are met:

1. Redistributions of source code must retain the above copyright notice, this list of conditions and the following disclaimer.
2. Redistributions in binary form must reproduce the above copyright notice, this list of conditions and the following disclaimer in the documentation and/or other materials provided with the distribution.

THIS SOFTWARE IS PROVIDED BY THE AUTHOR AND CONTRIBUTORS "AS IS" AND ANY EXPRESS OR IMPLIED WARRANTIES, INCLUDING, BUT NOT LIMITED TO, THE IMPLIED WARRANTIES OF MERCHANTABILITY AND FITNESS FOR A PARTICULAR PURPOSE ARE DISCLAIMED. IN NO EVENT SHALL THE AUTHOR OR CONTRIBUTORS BE LIABLE FOR ANY DIRECT, INDIRECT, INCIDENTAL, SPECIAL, EXEMPLARY, OR CONSEQUENTIAL DAMAGES (INCLUDING, BUT NOT LIMITED TO, PROCUREMENT OF SUBSTITUTE GOODS OR SERVICES; LOSS OF USE, DATA, OR

PROFITS; OR BUSINESS INTERRUPTION) HOWEVER CAUSED AND ON ANY THEORY OF LIABILITY, WHETHER IN CONTRACT, STRICT LIABILITY, OR TORT (INCLUDING NEGLIGENCE OR OTHERWISE) ARISING IN ANY WAY OUT OF THE USE OF THIS SOFTWARE, EVEN IF ADVISED OF THE POSSIBILITY OF SUCH DAMAGE.

iconv (Charset Conversion Library) v2.0

(28) Artem Bityuckiy (--enable-newlib-iconv)

Copyright (c) 2003, Artem B. Bityuckiy, SoftMine Corporation.
Rights transferred to Franklin Electronic Publishers.

Redistribution and use in source and binary forms, with or without modification, are permitted provided that the following conditions are met:

1. Redistributions of source code must retain the above copyright notice, this list of conditions and the following disclaimer.
2. Redistributions in binary form must reproduce the above copyright notice, this list of conditions and the following disclaimer in the documentation and/or other materials provided with the distribution.

THIS SOFTWARE IS PROVIDED BY THE AUTHOR AND CONTRIBUTORS "AS IS" AND ANY EXPRESS OR IMPLIED WARRANTIES, INCLUDING, BUT NOT LIMITED TO, THE IMPLIED WARRANTIES OF MERCHANTABILITY AND FITNESS FOR A PARTICULAR PURPOSE ARE DISCLAIMED. IN NO EVENT SHALL THE AUTHOR OR CONTRIBUTORS BE LIABLE FOR ANY DIRECT, INDIRECT, INCIDENTAL, SPECIAL, EXEMPLARY, OR CONSEQUENTIAL DAMAGES (INCLUDING, BUT NOT LIMITED TO, PROCUREMENT OF SUBSTITUTE GOODS OR SERVICES; LOSS OF USE, DATA, OR PROFITS; OR BUSINESS INTERRUPTION) HOWEVER CAUSED AND ON ANY THEORY OF LIABILITY, WHETHER IN CONTRACT, STRICT LIABILITY, OR TORT (INCLUDING NEGLIGENCE OR OTHERWISE) ARISING IN ANY WAY OUT OF THE USE OF THIS SOFTWARE, EVEN IF ADVISED OF THE POSSIBILITY OF SUCH DAMAGE.

(30) - Alex Tatmanjants (targets using libc/posix)

Copyright (c) 1995 Alex Tatmanjants
<alex@elvisti.kiev.ua>
at Electronni Visti IA, Kiev, Ukraine.
All rights reserved.

Redistribution and use in source and binary forms, with or without modification, are permitted provided that the following conditions are met:

1. Redistributions of source code must retain the above copyright notice, this list of conditions and the following disclaimer.
2. Redistributions in binary form must reproduce the above copyright notice, this list of conditions and the following disclaimer in the documentation and/or other materials provided with the distribution.

THIS SOFTWARE IS PROVIDED BY THE AUTHOR "AS IS" AND ANY EXPRESS OR IMPLIED WARRANTIES, INCLUDING, BUT NOT LIMITED TO, THE IMPLIED WARRANTIES OF MERCHANTABILITY AND FITNESS FOR A PARTICULAR PURPOSE ARE DISCLAIMED. IN NO EVENT SHALL THE AUTHOR BE LIABLE FOR ANY DIRECT, INDIRECT, INCIDENTAL, SPECIAL, EXEMPLARY, OR CONSEQUENTIAL DAMAGES (INCLUDING, BUT NOT LIMITED TO, PROCUREMENT OF SUBSTITUTE GOODS OR SERVICES; LOSS OF USE, DATA, OR PROFITS; OR BUSINESS INTERRUPTION) HOWEVER CAUSED AND ON ANY THEORY OF LIABILITY, WHETHER IN CONTRACT, STRICT LIABILITY, OR TORT (INCLUDING NEGLIGENCE OR OTHERWISE) ARISING IN ANY WAY OUT OF THE USE OF THIS SOFTWARE, EVEN IF ADVISED OF THE POSSIBILITY OF SUCH DAMAGE.

(31) - M. Warner Losh (targets using libc/posix)

Copyright (c) 1998, M. Warner Losh <imp@freebsd.org>
All rights reserved.

Redistribution and use in source and binary forms, with or without modification, are permitted provided that the following conditions are met:

1. Redistributions of source code must retain the above copyright notice, this list of conditions and the following disclaimer.
2. Redistributions in binary form must reproduce the above copyright notice, this list of conditions and the following disclaimer in the documentation and/or other materials provided with the distribution.

THIS SOFTWARE IS PROVIDED BY THE AUTHOR AND CONTRIBUTORS "AS IS" AND ANY EXPRESS OR IMPLIED WARRANTIES, INCLUDING, BUT NOT LIMITED TO, THE IMPLIED WARRANTIES OF MERCHANTABILITY AND FITNESS FOR A PARTICULAR PURPOSE ARE DISCLAIMED. IN NO EVENT SHALL THE AUTHOR OR CONTRIBUTORS BE LIABLE FOR ANY DIRECT, INDIRECT, INCIDENTAL, SPECIAL, EXEMPLARY, OR CONSEQUENTIAL DAMAGES (INCLUDING, BUT NOT LIMITED TO, PROCUREMENT OF SUBSTITUTE GOODS OR SERVICES; LOSS OF USE, DATA, OR PROFITS; OR BUSINESS INTERRUPTION) HOWEVER CAUSED AND ON ANY THEORY OF LIABILITY, WHETHER IN CONTRACT, STRICT LIABILITY, OR TORT (INCLUDING NEGLIGENCE OR OTHERWISE) ARISING IN ANY WAY OUT OF THE USE OF THIS SOFTWARE, EVEN IF ADVISED OF THE POSSIBILITY OF SUCH DAMAGE.

(32) - Andrey A. Chernov (targets using libc/posix)

Copyright (C) 1996 by Andrey A. Chernov, Moscow, Russia.
All rights reserved.

Redistribution and use in source and binary forms, with or without modification, are permitted provided that the following conditions are met:

1. Redistributions of source code must retain the above copyright notice, this list of conditions and the following disclaimer.
2. Redistributions in binary form must reproduce the above copyright notice, this list of conditions and the following disclaimer in the documentation and/or other materials provided with the distribution.

THIS SOFTWARE IS PROVIDED BY THE AUTHOR "AS IS" AND ANY EXPRESS OR IMPLIED WARRANTIES, INCLUDING, BUT NOT LIMITED TO, THE IMPLIED WARRANTIES OF MERCHANTABILITY AND FITNESS FOR A PARTICULAR PURPOSE ARE DISCLAIMED. IN NO EVENT SHALL THE REGENTS OR CONTRIBUTORS BE LIABLE FOR ANY DIRECT, INDIRECT, INCIDENTAL, SPECIAL, EXEMPLARY, OR CONSEQUENTIAL DAMAGES (INCLUDING, BUT NOT LIMITED TO, PROCUREMENT OF SUBSTITUTE GOODS OR SERVICES; LOSS OF USE, DATA, OR PROFITS; OR BUSINESS INTERRUPTION) HOWEVER CAUSED AND ON ANY THEORY OF LIABILITY, WHETHER IN CONTRACT, STRICT LIABILITY, OR TORT (INCLUDING NEGLIGENCE OR OTHERWISE) ARISING IN ANY WAY OUT OF THE USE OF THIS SOFTWARE, EVEN IF ADVISED OF THE POSSIBILITY OF SUCH DAMAGE.

(33) - Daniel Eischen (targets using libc/posix)

Copyright (c) 2001 Daniel Eischen
<deischen@FreeBSD.org>
All rights reserved.

Redistribution and use in source and binary forms, with or without modification, are permitted provided that the following conditions are met:

1. Redistributions of source code must retain the above copyright notice, this list of conditions and the following disclaimer.
2. Redistributions in binary form must reproduce the above copyright notice, this list of conditions and the following disclaimer in the documentation and/or other materials provided with the distribution.

THIS SOFTWARE IS PROVIDED BY THE AUTHOR AND CONTRIBUTORS "AS IS" AND ANY EXPRESS OR IMPLIED WARRANTIES, INCLUDING, BUT NOT LIMITED TO, THE IMPLIED WARRANTIES OF MERCHANTABILITY AND FITNESS FOR A PARTICULAR PURPOSE ARE DISCLAIMED. IN NO EVENT SHALL THE REGENTS OR CONTRIBUTORS BE LIABLE FOR ANY DIRECT, INDIRECT, INCIDENTAL, SPECIAL, EXEMPLARY, OR CONSEQUENTIAL DAMAGES (INCLUDING, BUT NOT LIMITED TO, PROCUREMENT OF SUBSTITUTE GOODS OR SERVICES; LOSS OF USE, DATA, OR PROFITS; OR BUSINESS INTERRUPTION) HOWEVER CAUSED AND ON ANY THEORY OF LIABILITY, WHETHER IN CONTRACT, STRICT LIABILITY, OR TORT (INCLUDING NEGLIGENCE OR OTHERWISE) ARISING IN ANY WAY OUT OF THE USE OF THIS SOFTWARE, EVEN IF ADVISED OF THE POSSIBILITY OF SUCH DAMAGE.

Panasonic SmartApp+ (continued)

Copyright, etc. (continued)

(35) - ARM Ltd (arm and thumb variant targets only)

Copyright (c) 2009-2015 ARM Ltd
All rights reserved.

Redistribution and use in source and binary forms, with or without modification, are permitted provided that the following conditions are met:

1. Redistributions of source code must retain the above copyright notice, this list of conditions and the following disclaimer.
2. Redistributions in binary form must reproduce the above copyright notice, this list of conditions and the following disclaimer in the documentation and/or other materials provided with the distribution.
3. The name of the company may not be used to endorse or promote products derived from this software without specific prior written permission.

THIS SOFTWARE IS PROVIDED BY ARM LTD "AS IS" AND ANY EXPRESS OR IMPLIED WARRANTIES, INCLUDING, BUT NOT LIMITED TO, THE IMPLIED WARRANTIES OF MERCHANTABILITY AND FITNESS FOR A PARTICULAR PURPOSE ARE DISCLAIMED. IN NO EVENT SHALL ARM LTD BE LIABLE FOR ANY DIRECT, INDIRECT, INCIDENTAL, SPECIAL, EXEMPLARY, OR CONSEQUENTIAL DAMAGES (INCLUDING, BUT NOT LIMITED TO, PROCUREMENT OF SUBSTITUTE GOODS OR SERVICES; LOSS OF USE, DATA, OR PROFITS; OR BUSINESS INTERRUPTION) HOWEVER CAUSED AND ON ANY THEORY OF LIABILITY, WHETHER IN CONTRACT, STRICT LIABILITY, OR TORT (INCLUDING NEGLIGENCE OR OTHERWISE) ARISING IN ANY WAY OUT OF THE USE OF THIS SOFTWARE, EVEN IF ADVISED OF THE POSSIBILITY OF SUCH DAMAGE.

(41) Ed Schouten - Free BSD

Copyright (c) 2008 Ed Schouten <ed@FreeBSD.org>
All rights reserved.

Redistribution and use in source and binary forms, with or without modification, are permitted provided that the following conditions are met:

1. Redistributions of source code must retain the above copyright notice, this list of conditions and the following disclaimer.
2. Redistributions in binary form must reproduce the above copyright notice, this list of conditions and the following disclaimer in the documentation and/or other materials provided with the distribution.

THIS SOFTWARE IS PROVIDED BY THE AUTHOR AND CONTRIBUTORS "AS IS" AND ANY EXPRESS OR IMPLIED WARRANTIES, INCLUDING, BUT NOT LIMITED TO, THE IMPLIED WARRANTIES OF MERCHANTABILITY AND FITNESS FOR A PARTICULAR PURPOSE ARE DISCLAIMED. IN NO EVENT SHALL THE AUTHOR OR CONTRIBUTORS BE LIABLE FOR ANY DIRECT, INDIRECT, INCIDENTAL, SPECIAL, EXEMPLARY, OR CONSEQUENTIAL DAMAGES (INCLUDING, BUT

NOT LIMITED TO, PROCUREMENT OF SUBSTITUTE GOODS OR SERVICES; LOSS OF USE, DATA, OR PROFITS; OR BUSINESS INTERRUPTION) HOWEVER CAUSED AND ON ANY THEORY OF LIABILITY, WHETHER IN CONTRACT, STRICT LIABILITY, OR TORT (INCLUDING NEGLIGENCE OR OTHERWISE) ARISING IN ANY WAY OUT OF THE USE OF THIS SOFTWARE, EVEN IF ADVISED OF THE POSSIBILITY OF SUCH DAMAGE.

easy-ecc

Copyright (c) 2013, Kenneth MacKay
All rights reserved.

Redistribution and use in source and binary forms, with or without modification, are permitted provided that the following conditions are met:

- * Redistributions of source code must retain the above copyright notice, this list of conditions and the following disclaimer.
- * Redistributions in binary form must reproduce the above copyright notice, this list of conditions and the following disclaimer in the documentation and/or other materials provided with the distribution.

THIS SOFTWARE IS PROVIDED BY THE COPYRIGHT HOLDERS AND CONTRIBUTORS "AS IS" AND ANY EXPRESS OR IMPLIED WARRANTIES, INCLUDING, BUT NOT LIMITED TO, THE IMPLIED WARRANTIES OF MERCHANTABILITY AND FITNESS FOR A PARTICULAR PURPOSE ARE DISCLAIMED. IN NO EVENT SHALL THE COPYRIGHT HOLDER OR CONTRIBUTORS BE LIABLE FOR ANY DIRECT, INDIRECT, INCIDENTAL, SPECIAL, EXEMPLARY, OR CONSEQUENTIAL DAMAGES (INCLUDING, BUT NOT LIMITED TO, PROCUREMENT OF SUBSTITUTE GOODS OR SERVICES; LOSS OF USE, DATA, OR PROFITS; OR BUSINESS INTERRUPTION) HOWEVER CAUSED AND ON ANY THEORY OF LIABILITY, WHETHER IN CONTRACT, STRICT LIABILITY, OR TORT (INCLUDING NEGLIGENCE OR OTHERWISE) ARISING IN ANY WAY OUT OF THE USE OF THIS SOFTWARE, EVEN IF ADVISED OF THE POSSIBILITY OF SUCH DAMAGE.

Specifications

		NA-V115FW1
Rated voltage (V)		220 - 240
Rated frequency (Hz)		50
Maximum energy rated power input (W)		1600 - 1900
Heating energy rates power input (W)	For washing	1445 - 1710
	For drying	300 - 350
Maximum spin speed (r/min)		1400
Product dimensions (W x D x H) (mm)		596 × 585 × 845
Product weight (kg)		69
Maximum mass of dry cloth (Wash) (kg)		11.5
Maximum mass of dry cloth (Dry) (kg)		2.0
Pressure of tap water (MPa)		0.01 - 1

Diimpor oleh:

PT Panasonic Gobel Indonesia

Jl.Dewi Sartika No.14 (Cawang II),
Jakarta, 13630, Indonesia

Pusat Pelayanan Pelanggan:

Contact Center

Telp. 0804-1-111-111

E-mail: ccc@id.panasonic.com

Website: www.panasonic.com/id

Panasonic Corporation

<https://www.panasonic.com>

© Panasonic Appliances (Vietnam) Co., Ltd. 2024

A0824-0(I)

Printed in Vietnam

08-2024