





## RESIDENTIAL AIR CONDITIONERS (FOR WS/ACS/KKE) 2023/2024



AERO ELITE INVERTER



PREMIUM INVERTER



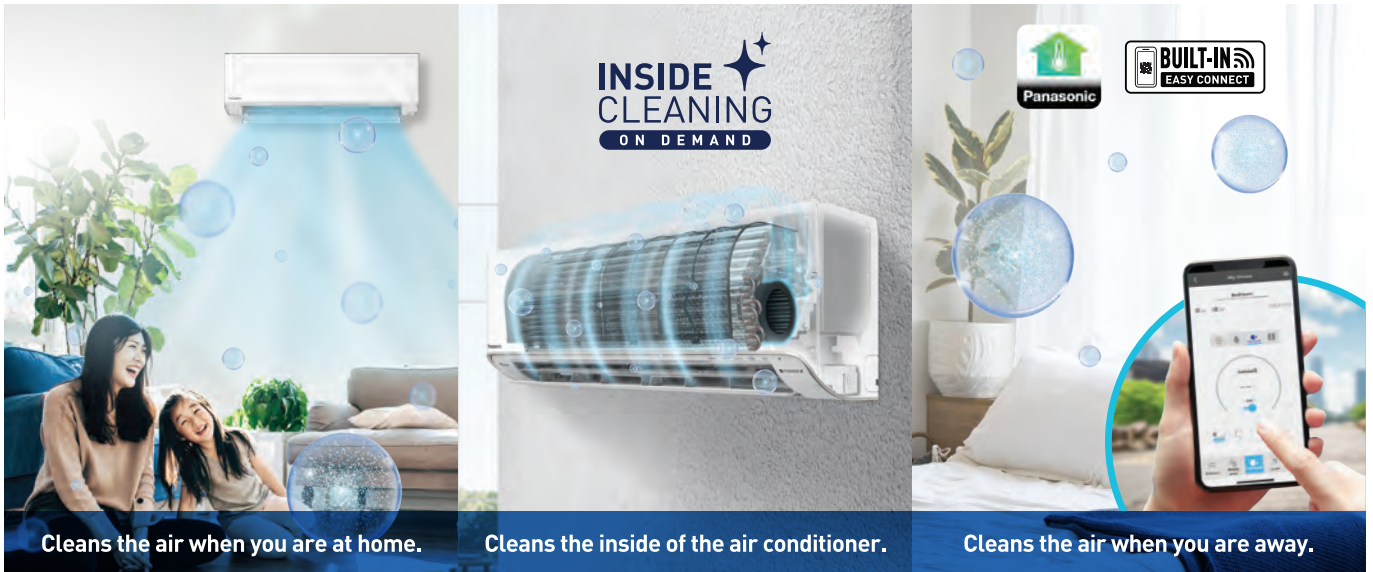
PRODUCT LINE-UP			FEATURES EXPLANATION	
<p><b>VU</b></p> <p><b>ELITE INVERTER</b></p>	<p>1.0HP - 2.0HP</p>	<p>nanoeX Generator Mark1</p> <p>nanoe-G</p> <p>SKYWING</p> <p>iAutoX INTELLIGENT DYNAMIC COOL</p> <p>XTRA QUIET18dB (CS-VU9UKH-8)</p> <p>Comfort Cloud App (Optional Network Adaptor)</p>	<p><b>Air Purification</b></p> <p>nanoeX</p> <p>nanoe™ X effectively deodorises and inhibits various pollutants for a fresher and cleaner space.</p>	
<p><b>XU</b></p> <p><b>AERO ELITE INVERTER</b></p>	<p>NEW</p> <p>1.0HP - 2.5HP</p>	<p>nanoeX Generator Mark3</p> <p>INSIDE CLEANING ON DEMAND</p> <p>BUILT-IN EASY CONNECT</p> <p>Comfort Cloud App</p> <p>HUMIDITY SENSOR + DRY MODE</p> <p>HUMIDITY SENSOR + iAutoX INTELLIGENT DYNAMIC COOL</p> <p>nanoe-G</p> <p>AEROWINGS</p> <p>AI ECO</p>	<p>INSIDE CLEANING ON DEMAND</p> <p>nanoe-G</p> <p>nanoe-G effectively removes up to 99% of PM2.5.</p>	
<p><b>U</b></p> <p><b>PREMIUM INVERTER</b></p>	<p>NEW</p> <p>1.0HP - 2.5HP</p>	<p>nanoeX Generator Mark2</p> <p>INSIDE CLEANING ON DEMAND</p> <p>BUILT-IN EASY CONNECT</p> <p>Comfort Cloud App</p> <p>HUMIDITY SENSOR + DRY MODE</p> <p>HUMIDITY SENSOR + iAutoX INTELLIGENT DYNAMIC COOL</p> <p>nanoe-G</p> <p>AEROWINGS</p> <p>AI ECO</p>	<p><b>Connectivity</b></p> <p>Comfort Cloud App</p> <p>Provides convenience to connect and control the air conditioner anywhere, anytime.</p>	
<p><b>XPU</b></p> <p><b>STANDARD INVERTER with nanoe™ X</b></p>	<p>NEW</p> <p>1.0HP - 2.5HP</p>	<p>nanoeX Generator Mark1</p> <p>Comfort Cloud App (Optional Network Adaptor)</p> <p>AEROWINGS (CS-XPU18XKH-8B/CS-XPU24XKH-8)</p> <p>BIG FLAP (CS-XPU9/12/18XKH-8)</p> <p>nanoe-G</p> <p>POWERFUL</p> <p>AI ECO</p>	<p><b>Comfort</b></p> <p>HUMIDITY SENSOR + DRY MODE</p> <p>Air conditioner with Humidity Sensor and Dry Mode helps to remove excess moisture in the room while preventing overcooling.</p>	
<p><b>WPU</b></p> <p><b>STANDARD INVERTER with Wi-Fi</b></p>	<p>NEW</p> <p>1.0HP - 2.5HP</p>	<p>nanoe-G</p> <p>BUILT-IN EASY CONNECT</p> <p>Comfort Cloud App</p> <p>BIG FLAP (CS-WPU9/12/18XKH-8/CS-WPU18XKH-8)</p> <p>AEROWINGS (CS-WPU24XKH-8)</p> <p>POWERFUL</p> <p>AI ECO</p>	<p>HUMIDITY SENSOR + iAutoX INTELLIGENT DYNAMIC COOL</p> <p>Air conditioner with Humidity Sensor and iAuto-X mode helps to provide an ideal sleep environment.</p> <p>POWERFUL</p> <p>POWERFUL Mode cools your room faster during start-up for instant cooling comfort.</p>	
<p><b>N</b></p> <p><b>STANDARD NON-INVERTER</b></p>	<p>1.0HP - 2.5HP</p>	<p>nanoe-G</p> <p>BIG FLAP (CS-N9/12WKH-8)</p> <p>AEROWINGS (CS-N18/24XKH-8)</p> <p>POWERFUL</p>	<p>SKYWING</p> <p>Top airflow cools the ceiling and walls for an all-round cooling.</p> <p>AEROWINGS</p> <p>Further, faster, and concentrated airflow with 2 independent flaps and motors.</p>	
<p><b>XZ</b></p> <p><b>PREMIUM INVERTER HEAT PUMP</b></p>	<p>NEW</p> <p>1.0HP - 2.5HP</p>	<p>nanoeX Generator Mark3</p> <p>INSIDE CLEANING ON DEMAND</p> <p>BUILT-IN EASY CONNECT</p> <p>Comfort Cloud App</p> <p>HUMIDITY SENSOR + DRY MODE</p> <p>HUMIDITY SENSOR + iAutoX INTELLIGENT DYNAMIC COOL</p> <p>nanoe-G</p> <p>AEROWINGS</p> <p>AI ECO</p>	<p>BIG FLAP</p> <p>Big bottom flap directs cool air across the room.</p>	
<p><b>YZ</b></p> <p><b>STANDARD INVERTER HEAT PUMP</b></p>	<p>1.0HP - 2.0HP</p>	<p>nanoe-G</p> <p>Comfort Cloud App (Optional Network Adaptor)</p> <p>BIG FLAP (CS-YZ9/12WKH-8)</p> <p>AEROWINGS (CS-YZ18XKH-8)</p> <p>POWERFUL</p> <p>AI ECO</p>	<p><b>Energy Efficiency</b></p> <p>INVERTER</p> <p>Varies the rotation speed of the compressor for higher energy saving.</p> <p>AI ECO</p> <p>Auto-adjusts the optimal ECO level based on the heat load conditions and air conditioning cooling capacity.</p>	



# nanoe™ X Clean 'n Care function



Scan to know more



## High Efficiency of nanoe X Generator Mark 3

nanoe™ X technology with mark 3 generator contains 100 times more hydroxyl radicals compared to nanoe™. This helps to effectively inhibit pollutants and deodorise odours at a faster pace.

### 4X Faster in Virus Inhibition vs nanoe X Generator Mark 2

Required time to inhibit 99% of viruses\*1

Device	Time (hours)
Conventional Device	8
nanoeX Generator Mark 2	2
Latest Device (nanoeX Generator Mark 3)	0.5

**4X faster**

### 7 Effects of nanoe™ X

Inhibits 5 Types of Pollutants

- Bacteria & Viruses
- Mould
- Allergens
- Pollen
- Hazardous Substances

Deodorises Odours

Moisturises Skin & Hair

nanoe™ X inhibits up to **99.7%\*2** of Novel Coronavirus

\*1 nanoe X Generator Mark 2 - •Testing Organisation: Japan Food Research Laboratories •Test Subject: Adhered bacteriophage Φx174 •Test Volume: Approx. 25 m<sup>3</sup> laboratory (3.3×3.5×2.2m) •Test Result: Inhibited 99.8% in 8 hours •Report No: 13001265005-01, nanoe X Generator Mark 3 - •Testing organisation: Shokukanken, Inc. •Test Subject: Adhered MS2 Phage Virus •Test Volume: Approx. 25m<sup>3</sup> laboratory •Test Result: Inhibited 99.99% in 2 hours •Test Report No: 227131N  
 \*2 •Testing Organisation: Texcell (France) •Test Subject: Adhered novel coronavirus (SARS-CoV-2) •Test Volume: Approx. 6.7m<sup>3</sup> laboratory •Test Result: Inhibited 91.4% in 8 hours, 99.7% in 24 hours •Test Report No: 1140-01 C3  
 Notes: (1) The virus infectious titer was measured and used to calculate the inhibition rate. (2) This verification was designed to generate basic research data on the effects of nanoe™ X on the novel coronavirus in laboratory conditions. Actual effects will vary depending on the environment and usage of the product.

## Inside Cleaning On Demand

Newly improved inside cleaning on demand provides the convenience to activate this function on a need basis. Inside cleaning works inside of an indoor unit by removing moisture, and releases nanoe™ X to inhibit various pollutants. Improved cross flow fan with anti-dust coating prevents dust adherence.

1. Filter 2. Evaporator 3. Air Outlet 4. Cross Flow Fan

### INSIDE CLEANING ON DEMAND

Press the nanoe™ X button for 3 seconds and more to activate inside cleaning

### Effectiveness of Inside Cleaning

Filter, Evaporator, Air Outlet

Proven nanoe™ X inhibition on

- Mould\*3
- Bacteria\*4
- Viruses\*4

Cross Flow Fan

Without coating: Adhered dust

Anti-Dust Cross Flow Fan: Maintain cleanliness

The amount of dust may change depending on the usage frequency and environment.


Note: Air filter routine maintenance is required to ensure optimal performance.  
 \*3 •Test Organisation: Laboratory for mold prediction •Test Subject: Mould (Aspergillus penicillioides K-712) •Test Result: Mould germination and growth from spores are inhibited inside the indoor unit under the inside cleaning operation •Test Report No: 220207  
 \*4 •Testing Organisation: Protectea, Ltd •Test Subject: Bacteria (Escherichia coli NBRC3301) and Virus (Escherichia coli NBRC20012) •Test Result: 99% inhibited (compared to non-operation) •Test Report No: PR190803 (Filter & Evaporator); PR191102 (Air Outlet)  
 \*\*Inside Cleaning function is applicable to AERO ELITE INVERTER, PREMIUM INVERTER and PREMIUM INVERTER HEAT PUMP model. Mould inhibition effect and anti-dust cross flow fan are not available for PREMIUM INVERTER model.

# Connect & Control Your AC Anywhere, Anytime with Comfort Cloud App


Control multiple air conditioners in one location or multiple locations when you are away from home.



Comfort Cloud App



Scan to know more



## Benefits of Panasonic Comfort Cloud App

The application offers one-stop control for all your air conditioners to suit your needs and preferences.



### Monitor Energy Consumption

View the energy consumption of individual units by comparing the usage patterns daily, weekly, monthly, and yearly.



### Purify Your Home with nanoE™ X

Switch on nanoE™ X mode with cooling OFF/ON to enjoy a clean and fresh home with your loved ones.



### nanoE™ X Simulation

See the nanoE™ X coverage in your space through a simulation.



Pre-Cool Your Space



Weekly Timer



Error Notifications



Multi-Unit Control


## Secured & Easier Setup with Advanced Scan Connectivity\*\*

The advanced built-in Wi-Fi setup enables easier and faster connection to Panasonic Comfort Cloud App by scanning the QR code.



\*\*Complied with internal cybersecurity guidelines based on cybersecurity trends and the regulations of each country. The advanced built-in Wi-Fi setup applicable to AERO ELITE INVERTER, PREMIUM INVERTER and PREMIUM INVERTER HEAT PUMP model.

Note: The Bluetooth® word mark and logos are registered trademarks owned by Bluetooth SIG, Inc, and any use of such marks by Panasonic is under license. Other trademarks and trade names are those of their respective owners.



## nanoe-G

### Remove Dust Particles (PM2.5)

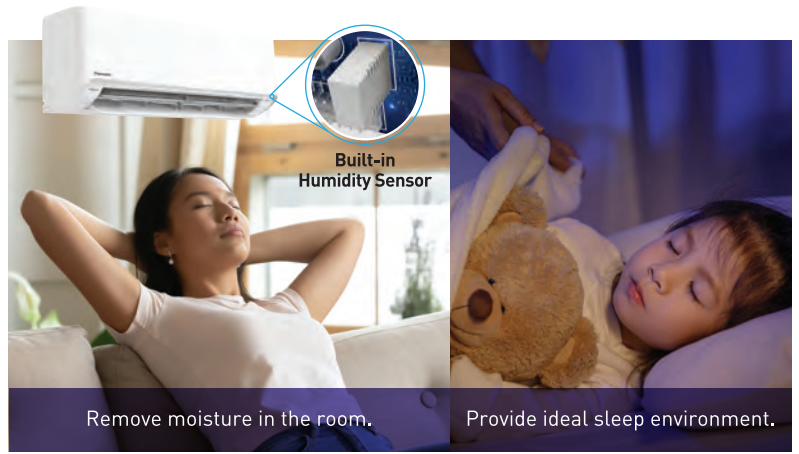
Effective in removing 99%\*1 of dust particles, nanoe-G releases negative ions to capture dust particles sized as small as PM2.5, carrying them back to the filter to provide a clean and pristine living space.



\*1 •Testing Organisation: FCG Research Institute, Inc. •Test Subject: Cigarette smoke [as PM2.5] •Test Volume: 23m³ •Test Result: Removed by 99% [compared to the initial concentration] •Test Report No: 25034

## Humidity Control for Better Comfort

Air conditioner with Humidity Sensor allows you to control and adjust the relative humidity level to below 60% ~ 55% by turning on Dry Mode or iAUTO-X.



## Humidity Control with Humidity Sensor + Dry Mode

Dry Mode operates together with built-in Humidity Sensor, helping the air conditioner to receive accurate room humidity situation data to efficiently reduce and adjust the humidity level to below 55%, removing excess moisture in the room while preventing overcooling.



### Benefits of Panasonic Air Conditioner with Humidity Sensor + Dry Mode

#### When Do You Need It?


- High humidity but room temperature isn't hot
- Raining weather where there is damp smell in the room
- Living in an area with high humidity



**Comfort without Overcooling**  
Constantly monitors and adjusts relative humidity to below 55%, and temperature to avoid overcooling.




**Reduces Dampness**  
Air stays fresh with no damp smell in the room.



**Protects Household**  
Prevents growth of mould by removing excess moisture from the air.

## Humidity Control with Humidity Sensor + iAUTO-X

Air conditioner with iAUTO-X and Humidity Sensor constantly monitors and adjusts relative humidity level to below 60% to ensure a balanced cooling sensation by reducing heat for an optimal cooling comfort.



Air conditioner with iAUTO-X and Humidity Sensor controls relative humidity to below 60% for a restful sleep through the night.

\*\*Built-in Humidity Sensor is available for AERO ELITE INVERTER, PREMIUM INVERTER and PREMIUM INVERTER HEAT PUMP model.

## Comfort Cooling with AEROWINGS and Big Flap



Stronger and longer airflow up to 15 meters.

**AEROWINGS**



Directs cool air across the room.

**BIG FLAP**



**Sub-Flap**  
Compresses and concentrates cool air



**Outer Flap**  
Helps to deliver airflow further

**Big Bottom Flap**

## Faster Cooling with iAUTO-X and POWERFUL Mode



Cool your living spaces rapidly and maintain comfortable temperature throughout the day.

### iAUTO-X Operation


iAUTO-X provides stronger and faster cooling using Panasonic Thermal Enhancement Technology (P-TEch), enabling the compressor to achieve maximum frequency quickly from start-up.



Scan to know more



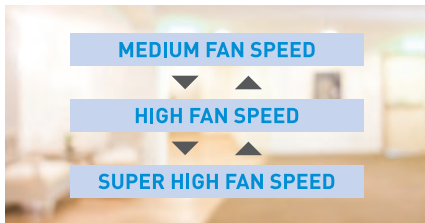
### iAUTO-X



cooler ← warmer

Concentrated airflow cools instantly. Room is evenly cooled.

### Uniqueness of iAUTO-X



#### Automatic Fan Speed

iAUTO-X automatically switches fan speed depending on the temperature difference between the room and the set temperature.



#### Automatic Flap Control

After reaching the set temperature, the flap moves upwards automatically to perform shower cooling.



#### Reactivate iAUTO-X

Second press on the iAUTO-X button reactivates faster cooling, even if the number of people in the room increases.

\*Comparison of iAUTO-X Mode & normal COOL mode by using 1.5HP AERO ELITE INVERTER model.

\*\*Applicable to AERO ELITE INVERTER, PREMIUM INVERTER and PREMIUM INVERTER HEAT PUMP model.

### POWERFUL Cooling

POWERFUL Mode cools your room faster by 18%\* during start-up to bring you cooling comfort instantly on a hot day.



Scan to know more



**POWERFUL**



\*Comparison of POWERFUL Cool Mode & normal cool mode by using 1.5HP Inverter Model. 18% faster cooling is applicable to STANDARD INVERTER with Wi-Fi, STANDARD INVERTER with nanoe™ X and STANDARD INVERTER HEAT PUMP model.

## Better Living with Energy-Saving and Eco-Friendly Technologies



Enjoy intelligent cooling with eco-friendly features for better savings and reduce energy consumption.

### Powerful Performance with Efficiency

**R32**  
REFRIGERANT

Panasonic air conditioners are equipped with the environmentally friendly R32 refrigerant which efficiently carries heat, leading to greater energy and cost-effectiveness with lower environmental impact.



**INVERTER**

Panasonic Inverter technology controls the temperature precisely to provide consistent cooling comfort while saving energy.



Scan to know more



### Intelligently Balances Energy Savings and Comfort

Every room in the house has a different temperature and it varies throughout the day. ECO mode with A.I. learns and judges the optimal ECO level to provide a good balance between cooling comfort and energy savings.



Scan to know more

**AI ECO**



\*1 Comparison of ECO Mode & normal mode by using 1.5HP INVERTER model.

### High Cooling Seasonal Performance Factor (CSPF)

Panasonic air conditioners have a high Cooling Seasonal Performance Factor - a more realistic energy efficiency measurement based on the customer's actual environment of use over an entire year.

**CSPF**



\*2 Applicable to Panasonic Inverter models.



CS-VU9UKH-8 | CS-VU12UKH-8 | CS-VU18UKH-8



SKYWING

Unique Top Flap Design for wider cooling coverage



Wireless (Standard)



Wired CZ-RD514C (Optional)



Network Adaptor CZ-TACG1 (Optional)



MODEL	INDOOR UNIT [50Hz]		CS-VU9UKH-8	CS-VU12UKH-8	CS-VU18UKH-8
	OUTDOOR UNIT		CU-VU9UKH-8	CU-VU12UKH-8	CU-VU18UKH-8
Cooling Capacity	(min-max)	kW	2.50 [0.84-3.60]	3.40 [1.02-4.50]	5.20 [1.10-5.80]
	(min-max)	Btu/h	8,530 [2,860-12,300]	11,600 [3,480-15,300]	17,700 [3,750-19,800]
EER	(min-max)	Btu/hW	17.41 [13.30-13.67]	14.15 [14.20-12.75]	12.21 [12.93-11.86]
	(min-max)	W/W	5.10 [3.91-4.00]	4.15 [4.16-3.75]	3.59 [3.79-3.47]
CSPF	W/W		6.89	6.61	5.48
	W/W		6.89	6.61	5.48
Electrical Data	Voltage	V	220	220	220
	Current	A	2.4	4.0	7.0
	Power Input (min-max)	W	490 [215-900]	820 [245-1,200]	1,450 [290-1,670]
Moisture Removal	L/h		1.5	2.0	2.9
	Pt/h		3.2	4.2	6.1
Air Circulation	Indoor	m <sup>3</sup> /min (ft <sup>3</sup> /min)	11.5 [405]	12.8 [450]	14.8 [520]
	Outdoor	m <sup>3</sup> /min (ft <sup>3</sup> /min)	31.3 [1,110]	31.3 [1,110]	34.9 [1,230]
Noise Level	Indoor (H / L / Q-Lo)	dB (A)	42/26/18	43/28/19	46/36/33
	Outdoor (H)	dB (A)	47	48	49
Dimensions Indoor (Outdoor)	Height	mm	306 [542]	306 [542]	306 [619]
		inch	12-1/16 [21-11/32]	12-1/16 [21-11/32]	12-1/16 [24-3/8]
	Width	mm	950 [780]	950 [780]	950 [824]
		inch	37-13/32 [30-23/32]	37-13/32 [30-23/32]	37-13/32 [32-15/32]
	Depth	mm	280 [289]	280 [289]	280 [299]
		inch	11-1/32 [11-13/32]	11-1/32 [11-13/32]	11-1/32 [11-25/32]
Net Weight	Indoor	kg [lb]	12 [26]	12 [26]	12 [26]
	Outdoor	kg [lb]	30 [66]	30 [66]	33 [73]
Refrigerant Pipe Diameter	Liquid Side	mm	ø 6.35	ø 6.35	ø 6.35
		inch	1/4	1/4	1/4
	Gas Side	mm	ø 9.52	ø 12.70	ø 15.88
		inch	3/8	1/2	5/8
Pipe Extension	Chargeless Pipe Length	m	7.5	7.5	10.0
	Maximum Pipe Length	m	20	20	30
	Maximum Elevation Length	m	15	15	20
	Additional Refrigerant Gas*	g/m	10	10	25
Power Supply			Indoor	Indoor	Indoor

\*When pipes are not extended from the chargeless pipe length, the required amount of refrigerant is already in the unit.

OUTDOOR UNIT



CU-VU9UKH-8  
CU-VU12UKH-8



CU-VU18UKH-8





CS-XU9ZKH-8 | CS-XU12ZKH-8



CS-XU18ZKH-8 | CS-XU24ZKH-8



Wireless  
(Standard)



Wired  
CZ-RD514C  
(Optional)



Wireless  
(Standard)



Wired  
CZ-RD514C  
(Optional)



MODEL	INDOOR UNIT (50Hz)		CS-XU9ZKH-8	CS-XU12ZKH-8	CS-XU18ZKH-8	CS-XU24ZKH-8
	OUTDOOR UNIT		CU-XU9ZKH-8	CU-XU12ZKH-8	CU-XU18ZKH-8	CU-XU24ZKH-8
Cooling Capacity	[min-max]	kW	2.55 [0.92-3.60]	3.50 [1.02-4.20]	5.30 [1.10-6.21]	6.10 [1.12-7.18]
	[min-max]	Btu/h	8,700 [3,140-12,300]	11,900 [3,480-14,300]	18,100 [3,750-21,200]	20,800 [3,820-24,500]
EER	[min-max]	Btu/hW	13.38 [13.96-11.28]	12.53 [13.92-11.44]	13.71 [13.89-12.47]	13.00 [15.28-11.95]
	[min-max]	W/W	3.92 [4.09-3.30]	3.68 [4.08-3.36]	4.02 [4.07-3.65]	3.81 [4.48-3.50]
CSPF		W/W	6.16	6.32	7.11	6.90
Electrical Data	Voltage	V	220	220	220	220
	Current	A	3.2	4.4	6.2	7.4
	Power Input (min-max)	W	650 [225-1,090]	950 [250-1,250]	1,320 [270-1,700]	1,600 [250-2,050]
Moisture Removal		L/h	1.6	2.0	2.9	3.4
		Pt/h	3.4	4.2	6.1	7.2
Air Circulation	Indoor	m <sup>3</sup> /min (ft <sup>3</sup> /min)	11.7 [415]	12.5 [440]	18.7 [660]	19.2 [680]
	Outdoor	m <sup>3</sup> /min (ft <sup>3</sup> /min)	26.5 [940]	30.9 [1,090]	34.9 [1,230]	46.3 [1,635]
Noise Level	Indoor (H / L / Q-Lo)	dB (A)	38/26/19	40/28/19	44/32/27	45/34/28
	Outdoor (H)	dB (A)	47	48	50	51
Dimensions Indoor (Outdoor)	Height	mm	295 [511]	295 [542]	295 [619]	295 [695]
		inch	11-5/8 [20-1/8]	11-5/8 [21-11/32]	11-5/8 [24-3/8]	11-5/8 [27-3/8]
	Width	mm	870 [650]	870 [780]	1,040 [824]	1,040 [875]
		inch	34-9/32 [25-19/32]	34-9/32 [30-23/32]	40-31/32 [32-15/32]	40-31/32 [34-15/32]
	Depth	mm	229 [230]	229 [289]	244 [299]	244 [320]
		inch	9-1/32 [9-1/16]	9-1/32 [11-13/32]	9-5/8 [11-25/32]	9-5/8 [12-5/8]
Net Weight	Indoor	kg (lb)	10 [22]	10 [22]	12 [26]	12 [26]
	Outdoor	kg (lb)	18 [40]	22 [49]	31 [68]	38 [84]
Refrigerant Pipe Diameter	Liquid Side	mm	ø 6.35	ø 6.35	ø 6.35	ø 6.35
		inch	1/4	1/4	1/4	1/4
	Gas Side	mm	ø 9.52	ø 9.52	ø 12.70	ø 12.70
		inch	3/8	3/8	1/2	1/2
Pipe Extension	Chargeless Pipe Length	m	7.5	7.5	10.0	10.0
	Maximum Pipe Length	m	20	20	30	30
	Maximum Elevation Length	m	15	15	20	20
	Additional Refrigerant Gas*	g/m	10	10	15	15
Power Supply			Indoor	Indoor	Indoor	Indoor

\*When pipes are not extended from the chargeless pipe length, the required amount of refrigerant is already in the unit.

OUTDOOR UNIT



CU-XU9ZKH-8



CU-XU12ZKH-8



CU-XU18ZKH-8



CU-XU24ZKH-8

# PREMIUM INVERTER

## Single-Split Type



CS-U9ZKH-8 | CS-U12ZKH-8



CS-U18ZKH-8 | CS-U24ZKH-8



Wireless  
(Standard)



Wired  
CZ-RD514C  
(Optional)



Wireless  
(Standard)



Wired  
CZ-RD514C  
(Optional)



MODEL	INDOOR UNIT [50Hz]		CS-U9ZKH-8	CS-U12ZKH-8	CS-U18ZKH-8	CS-U24ZKH-8
	OUTDOOR UNIT		CU-U9ZKH-8	CU-U12ZKH-8	CU-U18ZKH-8	CU-U24ZKH-8
Cooling Capacity	(min-max)	kW	2.55 [0.92-3.60]	3.50 [1.02-4.20]	5.30 [1.10-6.21]	6.10 [1.12-7.18]
	(min-max)	Btu/h	8,700 [3,140-12,300]	11,900 [3,480-14,300]	18,100 [3,750-21,200]	20,800 [3,820-24,500]
EER	(min-max)	Btu/hW	13.38 [13.96-11.28]	12.53 [13.92-11.44]	13.71 [13.89-12.47]	13.00 [15.28-11.95]
	(min-max)	W/W	3.92 [4.09-3.30]	3.68 [4.08-3.36]	4.02 [4.07-3.65]	3.81 [4.48-3.50]
CSPF		W/W	6.14	6.30	7.10	6.89
Electrical Data	Voltage	V	220	220	220	220
	Current	A	3.2	4.4	6.2	7.4
	Power Input (min-max)	W	650 [225-1,090]	950 [250-1,250]	1,320 [270-1,700]	1,600 [250-2,050]
Moisture Removal		L/h	1.6	2.0	2.9	3.4
		Pt/h	3.4	4.2	6.1	7.2
Air Circulation	Indoor	m³/min (ft³/min)	11.7 [415]	12.5 [440]	18.7 [660]	19.2 [680]
	Outdoor	m³/min (ft³/min)	26.5 [940]	30.9 [1,090]	34.9 [1,230]	46.3 [1,635]
Noise Level	Indoor (H / L / Q-Lo)	dB (A)	38/26/19	40/28/19	44/32/27	45/34/28
	Outdoor (H)	dB (A)	47	48	50	51
Dimensions Indoor (Outdoor)	Height	mm	295 [511]	295 [542]	295 [619]	295 [695]
		inch	11-5/8 [20-1/8]	11-5/8 [21-11/32]	11-5/8 [24-3/8]	11-5/8 [27-3/8]
	Width	mm	870 [650]	870 [780]	1,040 [824]	1,040 [875]
		inch	34-9/32 [25-19/32]	34-9/32 [30-23/32]	40-31/32 [32-15/32]	40-31/32 [34-15/32]
	Depth	mm	229 [230]	229 [289]	244 [299]	244 [320]
		inch	9-1/32 [9-1/16]	9-1/32 [11-13/32]	9-5/8 [11-25/32]	9-5/8 [12-5/8]
Net Weight	Indoor	kg (lb)	10 [22]	10 [22]	12 [26]	12 [26]
	Outdoor	kg (lb)	18 [40]	22 [49]	31 [68]	38 [84]
Refrigerant Pipe Diameter	Liquid Side	mm	ø 6.35	ø 6.35	ø 6.35	ø 6.35
		inch	1/4	1/4	1/4	1/4
	Gas Side	mm	ø 9.52	ø 9.52	ø 12.70	ø 12.70
		inch	3/8	3/8	1/2	1/2
Pipe Extension	Chargeless Pipe Length	m	7.5	7.5	10.0	10.0
	Maximum Pipe Length	m	20	20	30	30
	Maximum Elevation Length	m	15	15	20	20
	Additional Refrigerant Gas*	g/m	10	10	15	15
Power Supply			Indoor	Indoor	Indoor	Indoor

\*When pipes are not extended from the chargeless pipe length, the required amount of refrigerant is already in the unit.

## OUTDOOR UNIT



CU-U9ZKH-8



CU-U12ZKH-8



CU-U18ZKH-8




CU-U24ZKH-8

# Single-Split Type

# STANDARD INVERTER WITH nanoe™ X



CS-XPU9XKH-8 | CS-XPU12XKH-8 | CS-XPU18XKH-8



CS-XPU18XKH-8B | CS-XPU24XKH-8



Wireless  
(Standard)



Wired  
CZ-RD514C  
(Optional)



Network Adaptor  
CZ-TACG1  
(Optional)



Wireless  
(Standard)



Wired  
CZ-RD514C  
(Optional)



Network Adaptor  
CZ-TACG1  
(Optional)



MODEL	INDOOR UNIT (50Hz)		CS-XPU9XKH-8	CS-XPU12XKH-8	CS-XPU18XKH-8	CS-XPU18XKH-8B	CS-XPU24XKH-8
	OUTDOOR UNIT		CU-XPU9XKH-8	CU-XPU12XKH-8	CU-XPU18XKH-8	CU-XPU18XKH-8B	CU-XPU24XKH-8
Cooling Capacity	(min-max)	kW	2.65 (0.84-2.90)	3.50 (1.02-4.00)	5.00 (1.10-5.40)	5.15 (1.10-5.80)	6.10 (1.12-7.18)
	(min-max)	Btu/h	9,040 (2,860-9,890)	11,900 (3,480-13,600)	17,100 (3,750-18,400)	17,600 (3,750-19,800)	20,800 (3,820-24,500)
EER	(min-max)	Btu/hW	11.30 (12.71-10.99)	11.12 (12.65-11.06)	10.30 (12.93-10.22)	11.35 (12.93-11.25)	12.61 (15.28-11.95)
	(min-max)	W/W	3.31 (3.73-3.22)	3.27 (3.71-3.25)	3.01 (3.79-3.00)	3.32 (3.79-3.30)	3.70 (4.48-3.50)
CSPF		W/W	4.81	5.07	5.09	5.96	6.24
Electrical Data	Voltage	V	220	220	220	220	220
	Current	A	3.9	5.0	7.7	7.1	7.7
	Power Input (min-max)	W	800 (225-900)	1,070 (275-1,230)	1,660 (290-1,800)	1,550 (290-1,760)	1,650 (250-2,050)
Moisture Removal		L/h	1.6	2.0	2.8	2.9	3.4
		Pt/h	3.4	4.2	5.9	6.1	7.2
Air Circulation	Indoor	m³/min (ft³/min)	10.3 (365)	11.0 (390)	12.6 (445)	18.7 (660)	19.2 (680)
	Outdoor	m³/min (ft³/min)	26.7 (940)	30.2 (1,065)	39.3 (1,390)	39.3 (1,385)	34.9 (1,230)
Noise Level	Indoor (H / L / Q-Lo)	dB (A)	36/26/21	37/28/21	44/34/28	44/32/28	45/34/29
	Outdoor (H)	dB (A)	47	48	51	50	51
Dimensions Indoor (Outdoor)	Height	mm	290 (511)	290 (542)	290 (619)	295 (619)	295 (619)
		inch	11-7/16 (20-1/8)	11-7/16 (21-11/32)	11-7/16 (24-3/8)	11-5/8 (24-3/8)	11-5/8 (24-3/8)
	Width	mm	779 (650)	779 (780)	779 (824)	1,040 (824)	1,040 (824)
		inch	30-11/16 (25-19/32)	30-11/16 (30-23/32)	30-11/16 (32-15/32)	40-31/32 (32-15/32)	40-31/32 (32-15/32)
	Depth	mm	209 (230)	209 (289)	209 (299)	244 (299)	244 (299)
		inch	8-1/4 (9-1/16)	8-1/4 (11-13/32)	8-1/4 (11-25/32)	9-5/8 (11-25/32)	9-5/8 (11-25/32)
Net Weight	Indoor	kg (lb)	8 (18)	8 (18)	9 (20)	12 (26)	12 (26)
	Outdoor	kg (lb)	18 (40)	23 (51)	29 (64)	29 (64)	32 (71)
Refrigerant Pipe Diameter	Liquid Side	mm	ø 6.35	ø 6.35	ø 6.35	ø 6.35	ø 6.35
		inch	1/4	1/4	1/4	1/4	1/4
	Gas Side	mm	ø 9.52	ø 9.52	ø 12.70	ø 12.70	ø 12.70
		inch	3/8	3/8	1/2	1/2	1/2
Pipe Extension	Chargeless Pipe Length	m	7.5	7.5	10.0	10.0	10.0
	Maximum Pipe Length	m	20	20	30	30	30
	Maximum Elevation Length	m	15	15	20	20	20
	Additional Refrigerant Gas*	g/m	10	10	15	15	15
Power Supply			Indoor	Indoor	Indoor	Indoor	Indoor

\*When pipes are not extended from the chargeless pipe length, the required amount of refrigerant is already in the unit.

## OUTDOOR UNIT



CU-XPU9XKH-8



CU-XPU12XKH-8




CU-XPU18XKH-8  
CU-XPU18XKH-8B  
CU-XPU24XKH-8

# STANDARD INVERTER WITH Wi-Fi

# Single-Split Type



CS-WPU9ZKH-8 | CS-WPU12ZKH-8 | CS-WPU18XKH-8



CS-WPU24XKH-8



Wireless  
(Standard)



Wired  
CZ-RD514C  
(Optional)



Wireless  
(Standard)



Wired  
CZ-RD514C  
(Optional)



nanoe-G



**BIG FLAP**  
[CS-WPU9/12ZKH-8/  
CS-WPU18XKH-8]

**AEROWINGS**  
[CS-WPU24XKH-8]

**POWERFUL**

**AI ECO  
INVERTER**

MODEL	INDOOR UNIT [50Hz]		CS-WPU9ZKH-8	CS-WPU12ZKH-8	CS-WPU18XKH-8	CS-WPU24XKH-8
	OUTDOOR UNIT		CU-WPU9ZKH-8	CU-WPU12ZKH-8	CU-WPU18XKH-8	CU-WPU24XKH-8
Cooling Capacity	[min-max]	kW	2.65 [0.84-2.90]	3.50 [1.02-4.00]	5.00 [1.10-5.40]	6.10 [1.12-7.18]
	[min-max]	Btu/h	9,040 [2,860-9,890]	11,900 [3,480-13,600]	17,100 [3,750-18,400]	20,800 [3,820-24,500]
EER	[min-max]	Btu/hW	11.30 [12.71-10.99]	11.12 [12.65-11.06]	10.30 [12.93-10.22]	12.61 [15.28-11.95]
	[min-max]	W/W	3.31 [3.73-3.22]	3.27 [3.71-3.25]	3.01 [3.79-3.00]	3.70 [4.48-3.50]
CSPF		W/W	4.84	5.05	5.09	6.22
Electrical Data	Voltage	V	220	220	220	220
	Current	A	3.9	5.3	7.7	7.7
	Power Input (min-max)	W	800 [225-900]	1,070 [275-1,230]	1,660 [290-1,800]	1,650 [250-2,050]
Moisture Removal		L/h	1.6	2.0	2.8	3.4
		Pt/h	3.4	4.2	5.9	7.2
Air Circulation	Indoor	m <sup>3</sup> /min (ft <sup>3</sup> /min)	10.3 [365]	11.0 [390]	12.6 [445]	19.2 [680]
	Outdoor	m <sup>3</sup> /min (ft <sup>3</sup> /min)	26.7 [940]	30.2 [1,065]	39.3 [1,390]	34.9 [1,230]
Noise Level	Indoor (H / L / Q-Lo)	dB (A)	36/26/21	37/28/21	44/34/28	45/34/29
	Outdoor (H)	dB (A)	47	48	51	51
Dimensions Indoor (Outdoor)	Height	mm	290 [511]	290 [542]	290 [619]	295 [619]
		inch	11-7/16 [20-1/8]	11-7/16 [21-11/32]	11-7/16 [24-3/8]	11-5/8 [24-3/8]
	Width	mm	779 [650]	779 [780]	779 [824]	1,040 [824]
		inch	30-11/16 [25-19/32]	30-11/16 [30-23/32]	30-11/16 [32-15/32]	40-31/32 [32-15/32]
	Depth	mm	209 [230]	209 [289]	209 [299]	244 [299]
		inch	8-1/4 [9-1/16]	8-1/4 [11-13/32]	8-1/4 [11-25/32]	9-5/8 [11-25/32]
Net Weight	Indoor	kg [lb]	8 [18]	8 [18]	9 [20]	12 [26]
	Outdoor	kg [lb]	18 [40]	22 [49]	29 [64]	32 [71]
Refrigerant Pipe Diameter	Liquid Side	mm	ø 6.35	ø 6.35	ø 6.35	ø 6.35
		inch	1/4	1/4	1/4	1/4
	Gas Side	mm	ø 9.52	ø 9.52	ø 12.70	ø 12.70
		inch	3/8	3/8	1/2	1/2
Pipe Extension	Chargeless Pipe Length	m	7.5	7.5	10.0	10.0
	Maximum Pipe Length	m	20	20	30	30
	Maximum Elevation Length	m	15	15	20	20
	Additional Refrigerant Gas*	g/m	10	10	15	15
Power Supply			Indoor	Indoor	Indoor	Indoor

\*When pipes are not extended from the chargeless pipe length, the required amount of refrigerant is already in the unit.

## OUTDOOR UNIT



**R32**  
REFRIGERANT



CU-WPU9ZKH-8



CU-WPU12ZKH-8



CU-WPU18XKH-8  
CU-WPU24XKH-8



CS-N9WKH-8 | CS-N12WKH-8



Wireless  
[Standard]



CS-N18XKH-8 | CS-N24XKH-8



Wireless  
[Standard]

nanoe-G

**BIG FLAP**  
(CS-N9/12WKH-8)

**AEROWINGS**  
(CS-N18/24XKH-8)

**POWERFUL**

MODEL	INDOOR UNIT (50Hz)		CS-N9WKH-8	CS-N12WKH-8	CS-N18XKH-8	CS-N24XKH-8
	OUTDOOR UNIT		CU-N9WKH-8	CU-N12WKH-8	CU-N18XKH-8	CU-N24XKH-8
Cooling Capacity	kW		2.65	3.52	5.28	6.60
	Btu/h		9,040	12,000	18,000	22,500
EER	Btu/hW		11.89	12.00	11.25	10.82
	W/W		3.49	3.52	3.30	3.17
CSPF	W/W		3.44	3.48	3.50	3.37
Electrical Data	Voltage	V	220	220	220	220
	Current	A	3.6	4.8	7.4	9.6
	Power Input	W	760	1,000	1,600	2,080
Moisture Removal	L/h		1.6	2.0	2.9	3.7
	Pt/h		3.4	4.2	6.1	7.8
Air Circulation	Indoor	m <sup>3</sup> /min (ft <sup>3</sup> /min)	10.5 (371)	12.0 (424)	18.5 (653)	21.0 (741)
	Outdoor	m <sup>3</sup> /min (ft <sup>3</sup> /min)	27.6 (970)	29.0 (1,020)	39.3 (1,390)	39.0 (1,380)
Noise Level	Indoor (H / L)	dB (A)	37/26	41/29	44/36	48/40
	Outdoor (H)	dB (A)	47	49	52	54
Dimensions Indoor (Outdoor)	Height	mm	290 (511)	290 (542)	295 (619)	295 (619)
		inch	11-7/16 (20-1/8)	11-7/16 (21-11/32)	11-5/8 (24-3/8)	11-5/8 (24-3/8)
	Width	mm	779 (650)	779 (780)	1,040 (824)	1,040 (824)
		inch	30-11/16 (25-19/32)	30-11/16 (30-23/32)	40-31/32 (32-15/32)	40-31/32 (32-15/32)
	Depth	mm	209 (230)	209 (289)	244 (299)	244 (299)
		inch	8-1/4 (9-1/16)	8-1/4 (11-13/32)	9-5/8 (11-25/32)	9-5/8 (11-25/32)
Net Weight	Indoor	kg (lb)	8 (18)	8 (18)	12 (26)	12 (26)
	Outdoor	kg (lb)	22 (49)	27 (60)	36 (79)	42 (93)
Refrigerant Pipe Diameter	Liquid Side	mm	ø 6.35	ø 6.35	ø 6.35	ø 6.35
		inch	1/4	1/4	1/4	1/4
	Gas Side	mm	ø 9.52	ø 12.70	ø 12.70	ø 15.88
		inch	3/8	1/2	1/2	5/8
Pipe Extension	Chargeless Pipe Length	m	7.5	7.5	7.5	7.5
	Maximum Pipe Length	m	20	20	30	30
	Maximum Elevation Length	m	15	15	20	20
	Additional Refrigerant Gas*	g/m	10	10	15	25
Power Supply			Indoor	Indoor	Indoor	Indoor

\*When pipes are not extended from the chargeless pipe length, the required amount of refrigerant is already in the unit.

OUTDOOR UNIT



CU-N9WKH-8



CU-N12WKH-8



CU-N18XKH-8  
CU-N24XKH-8

# PREMIUM INVERTER HEAT PUMP

## Single-Split Type



CS-XZ9ZKH-8 | CS-XZ12ZKH-8



CS-XZ18ZKH-8 | CS-XZ24ZKH-8



Wireless  
(Standard)



Wired  
CZ-RD514C  
(Optional)



Wireless  
(Standard)



Wired  
CZ-RD514C  
(Optional)



MODEL	INDOOR UNIT (50Hz)		CS-XZ9ZKH-8	CS-XZ12ZKH-8	CS-XZ18ZKH-8	CS-XZ24ZKH-8
	OUTDOOR UNIT		CU-XZ9ZKH-8	CU-XZ12ZKH-8	CU-XZ18ZKH-8	CU-XZ24ZKH-8
Cooling / Heating Capacity	(min-max)	kW	2.50 (1.00-3.70) 3.20 (1.00-5.30)	3.50 (1.00-4.20) 3.70 (1.00-5.80)	5.00 (1.10-6.70) 6.00 (1.10-8.00)	7.10 (1.40-8.90) 8.00 (1.40-10.00)
	(min-max)	Btu/h	8,530 (3,410-12,600) 10,900 (3,410-18,100)	11,900 (3,410-14,300) 12,600 (3,410-19,800)	17,100 (3,750-22,800) 20,500 (3,750-27,300)	24,200 (4,770-30,300) 27,300 (4,770-34,100)
EER / COP	(min-max)	Btu/hW	17.41 (17.49-12.60) 16.77 (17.49-12.48)	14.69 (17.49-11.92) 16.36 (17.49-12.77)	15.13 (16.30-11.40) 15.41 (17.05-11.62)	10.61 (11.09-9.04) 11.67 (11.93-10.33)
	(min-max)	W/W	5.10 (5.13-3.70) 4.92 (5.13-3.66)	4.32 (5.13-3.50) 4.81 (5.13-3.74)	4.42 (4.78-3.35) 4.51 (5.00-3.40)	3.11 (3.26-2.66) 3.42 (3.50-3.03)
CSPF		W/W	7.64	7.25	7.15	5.47
Electrical Data	Voltage	V	220	220	220	220
	Current	A	2.4 / 3.1	4.0 / 3.8	5.4 / 6.3	10.7 / 11.0
	Power Input (min-max)	W	490 (195-1,000) 650 (195-1,450)	810 (195-1,200) 770 (195-1,550)	1,130 (230-2,000) 1,330 (220-2,350)	2,280 (430-3,350) 2,340 (400-3,300)
Moisture Removal		L/h	1.5	2.0	2.8	4.1
		Pt/h	3.2	4.2	5.9	8.7
Air Circulation	Indoor (H)	m <sup>3</sup> /min (ft <sup>3</sup> /min)	11.6 (410) / 11.6 (410)	13.0 (460) / 13.0 (460)	18.7 (660) / 18.7 (660)	20.8 (735) / 20.8 (735)
Noise Level	Indoor (H / L / Q-Lo)	dB (A)	40/25/19 / 40/28/23	42/28/19 / 42/33/30	45/35/28 / 45/33/28	47/37/30 / 47/37/30
	Outdoor (H)	dB (A)	47 / 48	48 / 50	48 / 50	53 / 53
Dimensions Indoor (Outdoor)	Height	mm	295 (542)	295 (542)	295 (695)	295 (695)
		inch	11-5/8 (21-11/32)	11-5/8 (21-11/32)	11-5/8 (27-3/8)	11-5/8 (27-3/8)
	Width	mm	870 (780)	870 (780)	1,040 (875)	1,040 (875)
		inch	34-9/32 (30-23/32)	34-9/32 (30-23/32)	40-31/32 (34-15/32)	40-31/32 (34-15/32)
	Depth	mm	229 (289)	229 (289)	244 (320)	244 (320)
		inch	9-1/32 (11-13/32)	9-1/32 (11-13/32)	9-5/8 (12-5/8)	9-5/8 (12-5/8)
Net Weight	Indoor	kg (lb)	10 (22)	10 (22)	12 (26)	14 (31)
	Outdoor	kg (lb)	30 (66)	30 (66)	41 (90)	44 (97)
Refrigerant Pipe Diameter	Liquid Side	mm	ø 6.35	ø 6.35	ø 6.35	ø 6.35
		inch	1/4	1/4	1/4	1/4
	Gas Side	mm	ø 9.52	ø 9.52	ø 12.70	ø 15.88
		inch	3/8	3/8	1/2	5/8
Pipe Extension	Chargeless Pipe Length	m	7.5	7.5	7.5	10.0
	Maximum Pipe Length	m	20	20	30	30
	Maximum Elevation Length	m	15	15	15	20
	Additional Refrigerant Gas*	g/m	10	10	15	25
Power Supply			Indoor	Indoor	Indoor	Indoor

\*When pipes are not extended from the chargeless pipe length, the required amount of refrigerant is already in the unit.

## OUTDOOR UNIT



CU-XZ9ZKH-8  
CU-XZ12ZKH-8



CU-XZ18ZKH-8  
CU-XZ24ZKH-8

## Single-Split Type

## STANDARD INVERTER HEAT PUMP



CS-YZ9WKH-8 | CS-YZ12WKH-8




Wireless  
(Standard)



Wired  
CZ-RD514C  
(Optional)



Network Adaptor  
CZ-TACG1  
(Optional)



CS-YZ18XKH-8



Wireless  
(Standard)



Wired  
CZ-RD514C  
(Optional)



Network Adaptor  
CZ-TACG1  
(Optional)

nanoe-g



BIG FLAP  
(CS-YZ9/12WKH-8)

AEROWINGS  
(CS-YZ18XKH-8)

POWERFUL

AI ECO  
INVERTER

MODEL	INDOOR UNIT (50Hz)		CS-YZ9WKH-8	CS-YZ12WKH-8	CS-YZ18XKH-8
	OUTDOOR UNIT		CU-YZ9WKH-8	CU-YZ12WKH-8	CU-YZ18XKH-8
Cooling / Heating Capacity	(min-max)	kW	2.65 [0.84-3.00] 3.15 [0.84-3.50]	3.50 [0.92-3.80] 3.84 [0.92-4.10]	5.20 [1.20-6.00] 5.40 [1.20-7.70]
	(min-max)	Btu/h	9,040 [2,860-10,200] 10,700 [2,860-11,900]	11,900 [3,140-13,000] 13,100 [3,140-14,000]	17,700 [4,090-20,500] 18,400 [4,090-26,300]
EER / COP	(min-max)	Btu/hW	12.91 [13.00-10.20] 14.08 [14.30-12.02]	11.02 [11.21-10.40] 12.24 [12.56-11.57]	12.46 [17.04-11.71] 13.63 [18.59-12.23]
	(min-max)	W/W	3.79 [3.82-3.00] 4.14 [4.20-3.54]	3.24 [3.29-3.04] 3.59 [3.68-3.39]	3.66 [5.00-3.43] 4.00 [5.45-3.58]
CSPF		W/W	6.43	5.17	6.83
Electrical Data	Voltage	V	220	220	220
	Current	A	3.4 / 3.5	5.0 / 5.0	6.7 / 6.2
	Power Input (min-max)	W	700 [220-1,000] 760 [200-990]	1,080 [280-1,250] 1,070 [250-1,210]	1,420 [240-1,750] 1,350 [220-2,150]
Moisture Removal		L/h	1.6	2.0	2.9
		Pt/h	3.4	4.2	6.1
Air Circulation	Indoor (H)	m <sup>3</sup> /min (ft <sup>3</sup> /min)	11.9 [420] / 11.9 [420]	12.4 [440] / 12.4 [440]	18.7 [660] / 18.7 [660]
Noise Level	Indoor (H / L / Q-Lo)	dB (A)	41/26/22 / 41/28/25	42/30/25 / 42/33/30	44/37/28 / 44/37/32
	Outdoor (H)	dB (A)	50 / 50	50 / 50	50 / 50
Dimensions Indoor (Outdoor)	Height	mm	290 [542]	295 [542]	295 [619]
		inch	11-7/16 [21-11/32]	11-7/16 [21-11/32]	11-5/8 [24-3/8]
	Width	mm	779 [780]	779 [780]	1,040 [824]
		inch	30-11/16 [30-23/32]	30-11/16 [30-23/32]	40-31/32 [32-15/32]
	Depth	mm	209 [289]	209 [289]	244 [299]
		inch	8-1/4 [11-13/32]	8-1/4 [11-13/32]	9-5/8 [11-25/32]
Net Weight	Indoor	kg (lb)	8 [18]	8 [18]	12 [26]
	Outdoor	kg (lb)	25 [55]	25 [55]	34 [75]
Refrigerant Pipe Diameter	Liquid Side	mm	ø 6.35	ø 6.35	ø 6.35
		inch	1/4	1/4	1/4
	Gas Side	mm	ø 9.52	ø 9.52	ø 12.70
		inch	3/8	3/8	1/2
Pipe Extension	Chargeless Pipe Length	m	7.5	7.5	7.5
	Maximum Pipe Length	m	15	15	30
	Maximum Elevation Length	m	15	15	15
	Additional Refrigerant Gas*	g/m	10	10	15
Power Supply			Indoor	Indoor	Indoor

\*When pipes are not extended from the chargeless pipe length, the required amount of refrigerant is already in the unit.

## OUTDOOR UNIT

Blue Fin  
Condenser

R32  
REFRIGERANT



CU-YZ9WKH-8  
CU-YZ12WKH-8



CU-YZ18XKH-8

# Panasonic®

- Please read the Installation Instructions carefully before installing the unit, and the Operating Instructions before using it.
- Specifications are subject to change without prior notice.
- The contents of this catalogue are accurate as of January 2023.
- Due to printing considerations, actual colours may vary slightly from those shown.
- All graphics are provided solely for the purpose of illustrating a point.



Do not add or replace refrigerant other than the specified type. Manufacturer is not responsible for damage or deterioration in safety due to usage of other refrigerant.

Authorised Dealer



## TRUNG TÂM HỖ TRỢ KHÁCH HÀNG - TƯ VẤN MIỄN PHÍ CÁC DỊCH VỤ

Hỗ Trợ Trước và Sau Mua Hàng • Tư Vấn, Hướng Dẫn Sử Dụng Sản Phẩm •  
Giải Quyết Các Thắc Mắc, Khiếu Nại của Khách Hàng

hoặc (024) 3767 7360

Từ 8h15 - 17h30 Thứ 2 đến Chủ Nhật

[www.panasonic.com/vn](http://www.panasonic.com/vn)



[www.facebook.com/PanasonicVietnam](https://www.facebook.com/PanasonicVietnam)