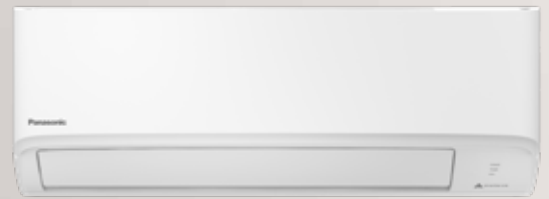


AIR CONDITIONING

Why Choose Panasonic Air Conditioning?



COOLING | HEATING



Air Conditioning Expertise

Since the introduction of the first window-type air conditioning in 1958, Panasonic Air Conditioning has grown to become a globally recognised and celebrated brand, delivering unmatched quality and reliability.



Total Air Solutions

With over 300 products, Panasonic has a product or solution for every application. From residential applications to large scale commercial, we endeavour to provide fully customisable total air solutions for any and all applications.



Quality & Reliability

Panasonic Air Conditioners are manufactured to ensure years of reliable comfort. With a 5 year warranty encompassing both residential and commercial applications, you can rest easy with Panasonic.



Connectivity

Panasonic provides control solutions to satisfy all residential and commercial needs. Our range of controllers demonstrate flexibility in application, providing you with a comprehensive solution to any system need.

OUTDOOR



CU-RZ25XKR
CU-RZ35XKR



CU-RZ42XKR
CU-RZ50XKR
CU-RZ60XKR



CU-RZ71XKR



CU-RZ80YKR

SCAN FOR
ADDITIONAL
PRODUCT
INFORMATION



AEROWINGS



AIR CONDITIONING




Download the Panasonic Comfort Cloud App to control your air conditioner

SPECIFICATIONS

MODEL	INDOOR UNIT (240V / 1 Phase / 50Hz)		CS-RZ25XKRW	CS-RZ35XKRW	CS-RZ42XKRW	CS-RZ50XKRW	CS-RZ60XKRW	CS-RZ71XKRW	CS-RZ80YKR
	OUTDOOR UNIT		[CU-RZ25XKR]	[CU-RZ35XKR]	[CU-RZ42XKR]	[CU-RZ50XKR]	[CU-RZ60XKR]	[CU-RZ71XKR]	[CU-RZ80YKR]
Cooling / Heating Capacity	(Min-Max)	kW	2.50 [0.95-3.70] 3.00 [0.90-4.40]	3.50 [1.00-4.20] 4.00 [0.90-5.70]	4.20 [1.15-5.10] 5.10 [0.90-6.80]	5.00 [1.15-6.10] 6.00 [0.98-7.70]	6.00 [1.25-6.90] 6.50 [0.98-8.20]	7.10 [1.70-8.50] 8.00 [1.70-10.60]	8.00 [2.30-9.00] 9.00 [2.20-11.60]
Air Flow	Indoor	L/s	188/200	193/202	193/202	208/228	328/339	352/367	367/377
Dehumid		L/h	1.5	2.0	2.4	2.8	3.3	4.1	4.7
Star Rating	Hot Climate	Cooling	4.5	4.5	3.5	3.5	3.5	3.5	3.5
		Heating	3.5	3.5	3.0	3.0	3.5	3.5	3.5
	Average Climate	Cooling	4.0	4.0	3.5	3.5	3.5	3.5	3.5
		Heating	3.0	3.0	2.5	2.5	3.0	2.5	2.5
	Cold Climate	Cooling	4.0	4.5	3.5	3.5	3.5	3.5	3.5
		Heating	2.5	2.5	2.0	2.0	2.0	2.0	2.0
Net Weight	Indoor (Outdoor)	kg	8 (25)	8 (30)	8 (31)	8 (35)	12 (35)	13 (45)	13 (51)
Dimensions	Indoor (HxWxD)	mm	290 x 779 x 209	290 x 779 x 209	290 x 779 x 209	290 x 779 x 209	295 x 1,040 x 244	295 x 1,040 x 244	295 x 1,040 x 244
	Outdoor (HxWxD)	mm	542 x 780 x 289	542 x 780 x 289	619 x 824 x 299	619 x 824 x 299	619 x 824 x 299	695 x 875 x 320	795 x 875 x 320

CONVENIENT CENTRALISED CONTROL

With an optional network adaptor (CZ-TACG1), connect to Panasonic Comfort Cloud App to remotely control and monitor all air conditioning units anytime, anywhere. Compatible for voice control with Google Assistant-enabled devices.



COOLING COMFORT WITH ENERGY EFFICIENCY

Panasonic ECO Mode with A.I. will monitor the room condition and amount of heat generated at the time and adjust its settings accordingly to maximise energy savings while providing consistent comfort.



ENVIRONMENTALLY FRIENDLY R32 REFRIGERANT

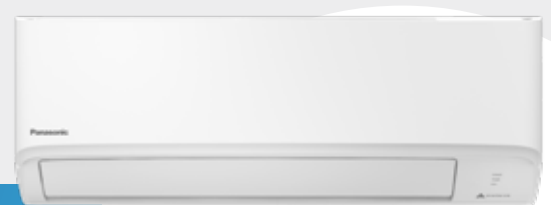
Panasonic air conditioners are equipped with environmentally friendly R32 refrigerant which efficiently carries heat, leading to greater energy and cost-effectiveness with lower environmental impact.



INSTANT COOLING WITH A PUSH OF A BUTTON

POWERFUL Mode cools the room faster by operating the indoor fan at a higher speed during start-up to bring you instant comfort cooling on a hot day.

POWERFUL



SCAN FOR ADDITIONAL PRODUCT INFORMATION