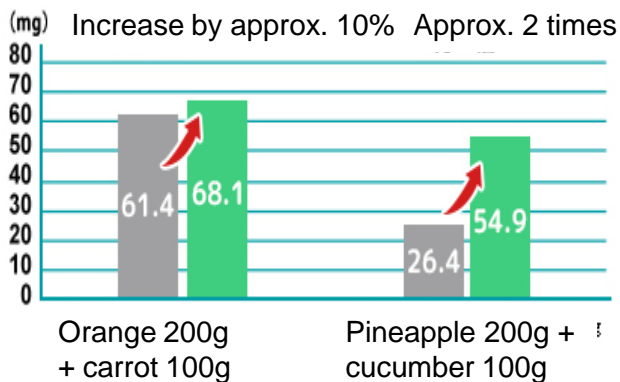


Comparison of nutrients contained in the juice

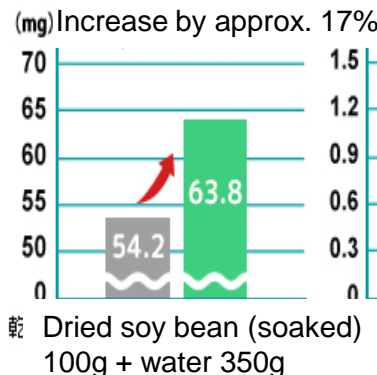
- Tested at Techno Science Japan Co., Ltd. -

■ Traditional Juicer (MJ-M32) ■ SlowJuicer MJ-L500

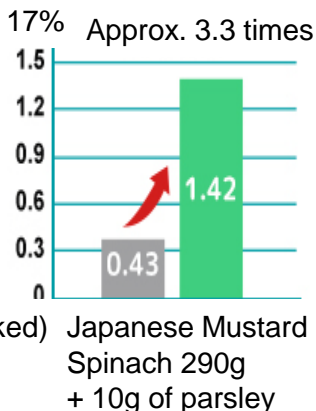
Total amount of Vitamin C *1, *2



Total amount of calcium *3



Total amount of iron *4



*1: <Vitamin C1> **61.4mg by high-speed conventional type juicer vs. 68.1mg by Slow Juicer MJ-L500**
 [Test Method] Squeeze 200g of orange and 100g of carrot together and measure the total amount of total vitamin C in the juice.
 [Test Report No.] 14020385-007~14020385-012 Total amount of total vitamin C depends on the breed, season-freshness.

*2: <Vitamin C2> **26.4mg by high-speed conventional type juicer vs. 54.9mg by Slow Juicer MJ-L500**
 [Test Method] Squeeze 200g of pineapple and 100g of cucumber together and measure the total amount of total vitamin C in the juice.
 [Test Report No.] 14020386-007~14020386-012 Total amount of total vitamin C depends on the breed, season-freshness.

*3: <Calcium> **54.2mg by high-speed conventional type juicer vs. 63.8mg by Slow Juicer MJ-L500**
 [Test Method] Squeeze 100 g of dried soy bean (soaked in water) together with 350g of water and measure the total amount of calcium in the juice.
 [Test Report No.] 14020389-007~14020389-012

*4: <Iron> **0.43mg by high-speed conventional type juicer vs. 1.42mg by Slow Juicer MJ-L500**
 [Test Method] Squeeze 290g of Japanese Mustard Spinach and 10g of parsley together and measure the total amount of iron in the juice.
 [Test Report No.] 14020388-007~14020388-012 Total amount of calcium and iron, depends on the breed, season-freshness.