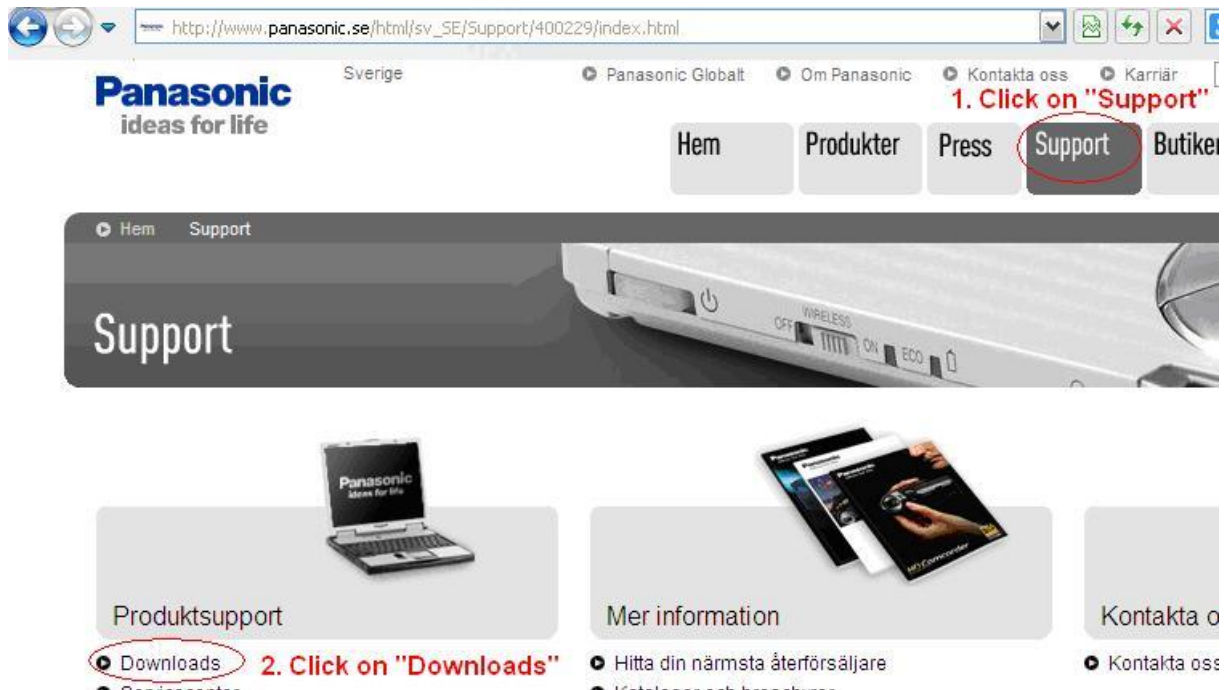


FINDING THE CORRECT PARTNUMBER GUIDE

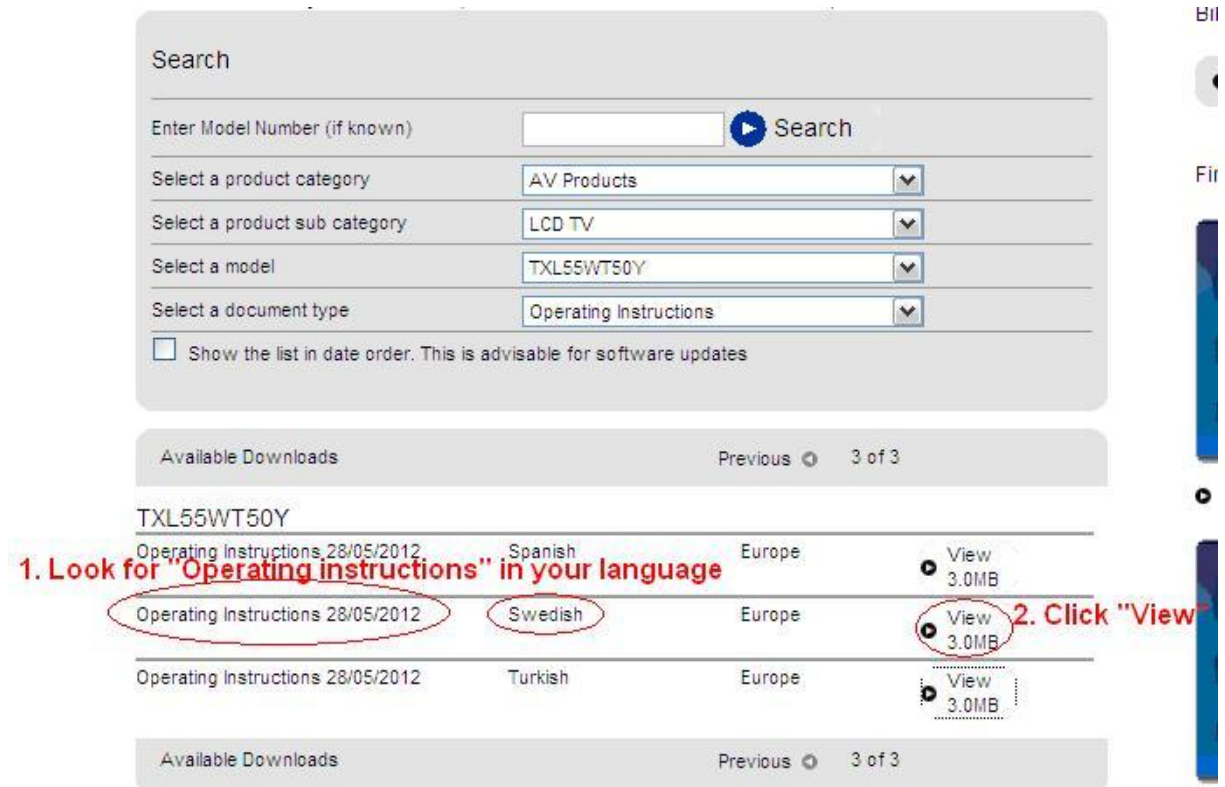
OPTION 1: FIND THE ARTICLE NUMBER IN THE USER MANUAL

1. Go to your local Panasonic website (www.panasonic .se .no .dk .fi)



NOTE: You will need Adobe Reader to view the document!
Go to www.adobe.com Click on "Download" and choose "Adobe Reader".

2. Pick your product



3. Accept and view the document

MANUALS DRIVERS AND SOFTWARE



OPERATING INSTRUCTIONS

Description	Operating Instructions
Document Type	Operating Instructions
Revision Number	1.0
Size	3.0MB
Date	28/05/2012
File Format	PDF
Language	Swedish
Region	Europe

1. Click "Accept" 2. Click "View"


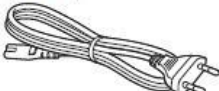




I Accept

Should you encounter problems with viewing the document, please right mouse click on the "VIEW" button and use the Save Target As (or similar) option.

4. Locate the section for "Accessories"

Tillbehör / alternativ

Standardtillbehör

<p>Fjärrkontroll • N2QAYB000715</p>  <p>Nätsladd → (sid. 13)</p> 	<p>VIERA-pekplatta • N2QBYB000015 → (sid. 7, 11)</p>  <p>3D-glasögon (2) • N5ZZ00000257 → (sid. 33)</p> 	<p>Batterier (4) • R6 → (sid. 7)</p>  <p>Klämma → (sid. 15)</p> 
---	--	--

This is the article numbers

Snabbguide
Tillbehör

OPTION 2: FIND PARTNUMBER IN THE SERVICE MANUAL

1. Go to <https://www.panasonic-europe-service.com> and login using your Panasonic account number, username and password.

Panasonic Service Network Europe LOGGA IN

Svar: Ogiltig inloggning

Kontonummer

Lösenord

Användarnamn

Språk svenska

LOGGA IN

ny användare? registrera här

glömt lösenordet?

FAQ

2. Click on "Technical documents"

Kontrollpanel

- Parts Deliveries
- Parts Lookup
- Parts Order Items
- Parts Orders
- Repairs
- Visa anspråk
- Garantianspråk
- Garantianspråk

Support

- BTS Technical Documents
- Discussion Forums
- Teknisk dokumentation**
- Användarguide
- Vanligt förekommande frågor

Administration

- Ändra lösenord

Länkar

- Panasonic Global Website

Bulletiner

- Bulletinarkiv
- Parts ordering + warranty claims not availa
fredag, 1 februari 2013
- PSS Board operation stability problem
fredag, 18 januari 2013
- National Holidays 2013
fredag, 21 december 2012

Teknisk dokumentation

- Teknisk dokumentarkiv
- Parts List (SAPKM93GJ)
måndag, 4 februari 2013
- PSS-Board Operation Stability (TXP42X50B)
måndag, 4 februari 2013
- Service Manual (S106ME1E5,S106ME1E5...)

3. Enter search criteria

Teknisk dokumentation

Select a product category

Select a product sub category

You can restrict your search to documents meeting the criteria below

Select a document type

Title Contains

Show the list in date order. This is advisable for software updates

Type at least the first 3 characters in the model number

4. Choose "Service manual"

Teknisk dokumentation

Select a product category

Select a product sub category

You can restrict your search to documents meeting the criteria below

Select a document type

Title Contains

Show the list in date order. This is advisable for s

(all)

Catalogue

Frequently Asked Questions

General Information

Installation Instructions

Installation Manuals

Operating Instructions

Parts Change Notice

Programming Manuals

QSM Service Hint

Quick Start Guide

Reference Guides

Seminar Training Manual



Service Manual

Service Manual Supplement

Simplified Service Manual

Software Driver

Technical Information

Get Adobe Reader  Download Adobe SVG Viewer 

5. View the service manual

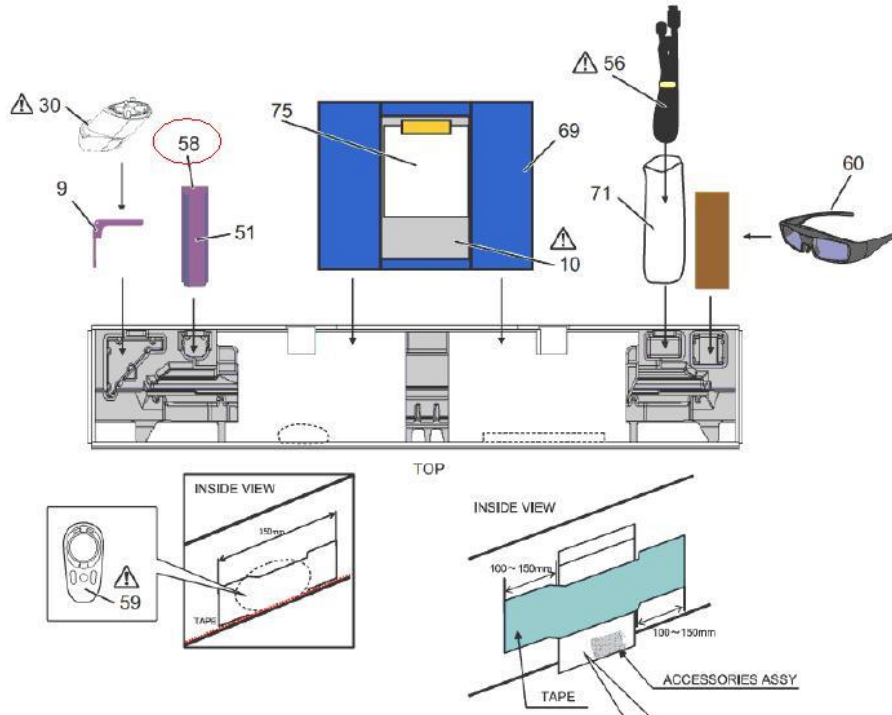
Available Downloads

TXP50VT50Y

Service Manual	V1,0	English	Service Manual	index.html	2012-04-13	View
Service Manual	V1,0	English	Service Manual	PCZ1204080CE_01.00.zip	2012-04-15	Download 13,1MB
Service Manual	V1,0	English	Service Manual	bx_p50vt50b_y_pr50vt50.pdf	2012-04-13	View [PDF] 6,5MB

6. Locate this page in the service manual
(Example: Number 58 below is the remote control)

Model No. : TX-P50VT50B/Y,PR50VT50 Packing 1



7. Now go to the part list and locate number 58 (Example)
Marked below: This is your partnumber

Model No. : TX-P50VT50B/Y,PR50VT50 Parts List

Safety	Ref. No.	Part No.	Part Name & Description	Q'ty	Remarks
	51	BAT-C-0715	Battery Cover of RC	1	PAVCCZ
	1	EAK1H04AL	SPEAKER_SC(L)	1	PAVCCZ
	2	EAK1H04AR	SPEAKER_SC(R)	1	PAVCCZ
	52	J0KG00000011	FERRITE CORE	1	
	53	J0KG00000036	FERRITE CORE FOR AV2 COMPONENT CABLE	1	PAVCCZ
	54	J0KG00000146	FERRITE CORE PACK FOR LAN CABLE	1	
	3	K0RB00600028	CONTROL UNIT ASSY	1	PAVCCZ
	41	K1HY05YY0030	USB CABLE (A-WIFI)	1	PAVCCZ
	55	K1HY20YY0011	CABLE(SCART)	1	PAVCCZ
⚠	4	K2AHYH000052	AC-INLET WITH CABLE	1	PAVCCZ
⚠	56	K2CN3YY00014	AC CORD	1	(Y) (PR) PAVCCZ
⚠	56	K2CT3YY00058	AC CORD	1	(B) PAVCCZ
	57	K2KYYY00206	CABLE (COMPONENT)	1	PAVCCZ
	5	L0AZ08A00007	WOOFER BOX (FE)	1	PAVCCZ
	6	L6FAYYVG0016	FAN	2	PAVCCZ
⚠	7	MD50F1SA7J	PLASMA DISPLAY PANEL	1	
	58	N2QAYB000715	REMOTE CONTROL	1	PAVCCZ
⚠	59	N2QYB000016	TOUCH PAD REMOTE CONTROL	1	PAVCCZ
⚠	8	N5HR20000062	WIFI DONGLE	1	PAVCCZ

When ordering cables or adapters to plug in to the socket outlet or other country specific parts, please check that the correct part is ordered!

IF YOU TRIED OPTION 1 & 2 WITHOUT SUCCESS PLEASE USE THE BELOW FORM TO GET SUPPORT FROM THE SPAREPARTS DEPARTMENT (ENGLISH ONLY)

PROBLEMS or questions regarding AVAILABILITY or DELIVERY?

Please **ALWAYS** enter all fields in the below form and Email it to:

eu.spares@eu.panasonic.com

<i>In order for us to provide a 1st class service and assist your turn around times please provide the following details to us (in English) on all enquiries</i>
Your Details
Panasonic Account number:
Your Name:
Name of Company:
Telephone number:
Country that you are based in:
Query Details
1. Full Model number (including suffix):
2. Serial Number:
3. Date the product was purchased (optional):
4. Date the fault was reported:
5. Date the product arrived with you:
6. Full details of the Fault:
7. Any previous service history:
8. Any parts already fitted:
9. Jpeg Images / Movie clips (please attach if appropriate)
For technical advice please email av.technical@eu.panasonic.com
For spares advice please email: eu.spares@eu.panasonic.com
Business Hours: Mon-Thurs 09:00-17:30, Fri 09:30-17:30 (GMT)
PLEASE ALWAYS WRITE "PNO" IN FRONT OF THE MAIL SUBJECT