

Panasonic

NO.1
APPLIANCE BRAND
IN JAPAN

— PRESENTING —
INDIA'S TRULY SMART
— WASHING MACHINE —

Miracle
Connected Living



GET EXPERT WASH RECOMMENDATIONS ON YOUR PHONE



works with **alexa**

works with
Hey Google

SMART
BUILT-IN HEATER



**WASH
WIZARD**



**STAIN
GENIUS**

— **MEET THE FUTURE** —

OUR TECHNOLOGY IS OUR LEGACY

1951

Our first Washing Machine was launched in 1951.



1971

First Microprocessor Control Washer was introduced in 1971



2012

In 2012, we introduced India's first local production model.



2006

In 2006, the world's first Heat-Pump Washer Dryer was added to our range.



TOP LOAD



Back Panel

- V1 Series
- V10 Series
- X10 Series
- AH10 Series
- A10 Series

Front Panel

- L1 Series
- CH1 series
- C1 Series



At Panasonic, we have always worked towards enhancing our technology and offering the best-quality products to our customers. We have spent over 70 years in perfecting our research and technology, by virtue of which we have already crossed the 100-million-unit mark in 2013. Our washing machines are sold across the globe and their trustworthiness speaks for themselves.

1998

World's first ever Centrifugal Washer by Panasonic in 1998.



1983

First CPU-equipped Washing Machine became our product in 1983.



2003

Our first Tilted Front-Loading Washer was made public in 2003.



2022

Miraie launched in Top Load Washing Machine. With smart features like built-in heater, wash wizard, stain genius, one touch service and many others, this sure is going to revolutionize the wash experience once again.



2019

In 2019, we developed the Built-in Heater with StainMaster+ along with Water Re-use technology.



2017

The Back Panel with New Active Foam Technology Washing Machine was unveiled in 2017.



Series No.

- MF1 Series
- MB3 Series

FRONT LOAD ————— **SEMI AUTOMATIC**



Series No.

- H6 Series
- H5 Series
- B5 Series
- L1 Series
- L6 Series

INDIA'S TRULY SMART WASHING MACHINE

POWERED BY

MirAle
Connected Living



WASH WIZARD

Leave it on MirAle to customize the best wash program for you based on clothes type, colour, soil condition, and more



GET EXPERT WASH
RECOMMENDATIONS
ON YOUR PHONE





AUTO PAUSE

Pause the wash cycle and add clothes at any stage of wash cycle



STAIN GENIUS

Say goodbye to stains! Select from a list of 50+ stains to receive specific pre treatment suggestions



MAINTENANCE ALERT

Get maintenance alerts for the following features to ensure optimum performance of your wash machine every time

- 1) Tub Cleaning
- 2) Lint Filter Cleaning
- 3) Input Valve Cleaning



WEATHER ALERTS

Get weather alerts on your smart phone and plan your laundry basis the weather



ONE TOUCH SERVICE

Taking care of all warranty services and annual maintenance contracts digitally for all products, with no hassle of contacting or visiting the store.



WATER & ENERGY CONSUMPTION TRACKING

Designed to help you become water & energy wiser and ultimately make your homes smarter

works with 


works with  Hey Google

SAFE & SANITISED CLOTHES


StainMaster+ with BUILT-IN HEATER

Fights stains with the Built-in Heater

Panasonic's Hot Wash technology brings a new approach to washing clothes. The attached Built-in Heater, under the tub, heats the water which stimulates the detergent enzymes, making it more effective to clean dirt and stains.



ELIMINATES **99.99%**
OF BACTERIA



37°C

37°C - sebum and oily stains start to dissolve



50°C wash for collar/sleeve course

40°C

40°C - sebum softens and dissolves



50°C wash for curry course

60°C

60° C - bacteria and microorganisms are eliminated



60°C wash for germ clean course

SAVE WATER. SAVE ENERGY.

INTELLIGENT ECO SENSORS



With the combination of load & water temperature sensors, the time and water consumption is adjusted to ensure effective utilisation. This helps save up to 20%* of water and energy.

The ECONAVI feature, by automatically sensing water temperature and laundry weight, adjusts the machine's operations regarding water usage and the duration of the water cycle, saving energy and water while effectively removing waste and dirt.

UP TO

20%



**SAVES
ELECTRICITY
& WATER**

Without Econavi



The amount of water used is the same, irrespective of the amount of clothes. This unnecessarily wastes a lot of water when the load is small.

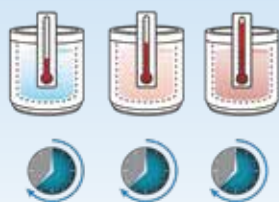
With Econavi



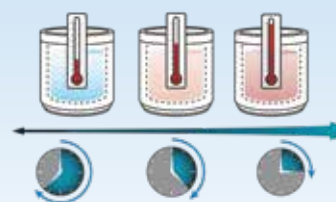
The ideal amount of water is used in every wash to avoid waste. When the load is less, the water level is reduced to save water.

WASH LOAD SENSOR

WATER TEMPERATURE SENSOR



Generally, when the water temperature is high, the wash course duration remains the same. This wastes time and energy both.



When the temperature of the water is high, the wash course duration is reduced and vice versa, saving time and energy simultaneously.

**SAVE WATER.
SAVE ENERGY.**



WATER REUSE

Panasonic Washing Machine cares for the planet by minimising water and electricity wastage. It saves up to 33% energy & 28% water by reusing water.



Aqua spin rinse

The new Aqua Spin Rinse feature helps you save water during the rinsing process. Along with the regular water flow, two additional showers at different locations inside the drum efficiently remove detergent from the clothes by using minimum amount of water.



We care for the environment. With highest energy efficiency rating and the advanced technology in our washing machines, we saves water & energy, driving us towards a smarter way of life and an evolved lifestyle.



MORE FOAM. NO STAINS.

Foam sticks to the stains and soaks the dirt particles.

2



SOAKING

DISSOLVING

3



WASHING

Dirt is pulled out of the fine fibres and is washed away with the powerful flow of the water.



ActiveFoam

SYSTEM

High-pressure water dissolves detergent in the detergent case to generate fine foam.

1



AS SMOOTH AS WASHING WITH HANDS



Better than hand wash!

Now you can easily leave delicate items in the washing machine, and get the same gentle wash without washing them by hand or having them dry cleaned. Washing using the unique care net prevents the damage to fabrics that happens when rubbed by the pulsator.



EXTRA WHITE. EXTRA CLEAN. EXTRA SAFE.

Extra-white results with 2-step cold & hot wash

The White Course feature is specially designed for washing white clothes with a 2-step wash, with hot and cold water, which thoroughly removes dirt and sebum.



White Course: Special Intensive Washing Program

1



White Water Course

1st Wash

Cold water washes dirt away and drains the dirty water

2nd Wash

Hot water cleans tough stains and sebum.

2



Strong Water Flow

The strong flow of water removes dirt particles and stops it from clinging back to the clothes.

3



Double Cleanse

The power of detergent makes sure that the clothes are thoroughly cleaned, and thorough rinsing ensures none of it is left undissolved.

DESIGN



Glass Look

Designed in a way to give a glassy and mirror-like appearance.

Soft Closure

Designed for easy use and better safety, tested up to 10,000 times.



POWERFUL WASH FOR POWERFUL CLEANING



Water Flow **X** Water Temperature

Powerful scrub-wash effect with Aqua Tide Pulsator

The Aqua Tide Pulsator has 6 wings that create a powerful vertical water flow in the tub. This intense wave of water repeatedly moves clothes up and down for a scrub-wash effect that removes stubborn stains. Along with the hot water, the effect of the strong water flow multiplies, thus resulting in the effective removal of stains.



Sazanami Drum

Panasonic's newly developed drum, the Sazanami Drum, is cleverly designed with dimple-shaped jets which effectively remove dirt and dust particles from dirty clothes while being gentle on them.

This specific design ensures a better and faster spin that dry cleans and also prevents the clothes from being caught and damaged in the drum.

ECO AQUABEAT

This feature uses different levels of water force to clean stubborn stains.



Combination of 3 types of water flow creates

BEAT SCREW

BEAT FLASH

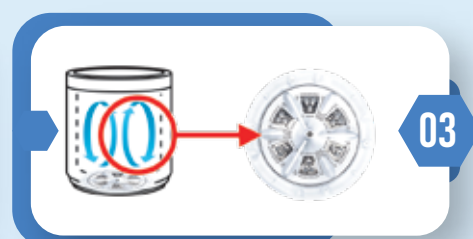
BEAT TIDE



Dirt particles in the fibres are cleaned with the powerful splash action.




Strong water jets are directed onto the dirty clothes by the nozzles.



Vertical water flow gives an up-and-down tidal treatment.

FULLY AUTOMATIC

TOP LOAD



RANGE OF WASHING MACHINES



V1 Series



NA-FD135V1BB

Capacity: 13.5 kg

Dimension (W x D x H):
600 x 674 x 1069mm

Rated Voltage: 230V /50Hz

Colour: Black Silver (BB) ■



StainMaster+

WITH **BUILT-IN** HEATER

TD INVERTER

WaterBazooka

 **SOFT CLOSING LID**

Features

Bacteria Deactivation and Stain Removal

StainMaster+ with Built-in Heater

Eliminates bacteria with a 60°C hot wash and removes stubborn stains.

Substantial Water and Energy Saving

Econavi

With the combination of load & water temperature sensors, the time and water consumption is adjusted to ensure effective utilisation. This helps save up to 20%* of water and energy.

Deep Clean for More Hygienic Washing

Water Bazooka

The powerful water flow of the Water Bazooka penetrates deep into fabrics, removing stains and detergent residue effectively. This ensures fabrics are thoroughly clean during washing and rinsing.

Superb Wash Performance

ActiveFoam System

Fine foam dissolves and washes away dirt, giving excellent results.

User-friendly Design

Easy Wide Opening and Soft Closing Lid

Loading and unloading becomes easy with the wide inlet.

Powerful Wash with Less Energy

TD Inverter

By providing the necessary power for each cycle optimally, the Panasonic TD Inverter can generate 6x more power for greater wash and rinse results using less energy - saves up to 40%** energy.

Other Features

Auto Restart | Dancing Water Flow | SAZANAMI Drum | Big Lint Filter | Premium Design

*Calculated value does not include water absorbed by clothes. ** Compared to a full load washed by the Panasonic NA-F160A6 (internal testing).

V10 Series




NA-F80V10SRB/LRB

Capacity: 8.0 kg

Dimension (W x D x H):

525 x 604 x 1035mm

Rated Voltage: 230V /50Hz

Colour: Stainless Steel (SRB) | 

Silver (LRB) | 


NA-F75V10LRB

Capacity: 7.5 kg

Dimension (W x D x H):

525 x 604 x 1035mm

Rated Voltage: 230V /50Hz

Colour: Silver (LRB) | 



ActiveFoam
SYSTEM

EASY WIDE
OPENING



ANTI-TANGLING
SYSTEM

INTELLIGENT ECO SENSORS
ECONAVI

StainMaster+

WITH
BUILT-IN HEATER



Features

Gentle washing for delicate clothes

Gentle Handwash

Washing using the unique care net prevents damage to fabrics.

Substantial Water and Energy Saving

Econavi

With the combination of load & water temperature sensors, the time and water consumption is adjusted to ensure effective utilisation. This helps save up to 20%* of water and energy.

Bacteria Deactivation & Stain Removal

StainMaster+ with Built-in Heater

Eliminates bacteria with a 60°C hot wash and removes stubborn stains.

Superb Wash Performance

ActiveFoam System

Fine foam dissolves and washes dirt away for excellent washing results.

User-friendly Design

Easy Wide Opening and Soft Closing Lid

Loading and unloading becomes easy with the wide inlet.

Other Features

Aquabeat Wash | Aqua Tide Pulsator | Aqua Spin Rinse | Temp Control (Hot/Warm)
Auto Restart | Sazanami Drum | Big Cassette Lint Filter | AG Clean Anti-bacterial Detergent Case | 15 Wash Programs

X10 Series

MirAle
Connected Living



**WASH
WIZARD**



**STAIN
GENIUS**



**WATER & ENERGY
CONSUMPTION
TRACKING**



**WEATHER
ALERTS**



**AUTO
PAUSE**



**MAINTENANCE
ALERT**



**ONE TOUCH
SERVICE**

StainMaster

Aqua spin rinse



**WATER
REUSE**

ActiveFoam
SYSTEM

**EASY WIDE
OPENING**



SOFT CLOSING LID

ANTI-TANGLING
SYSTEM

NA-F80X10PRB

Capacity: 8.0 kg

Dimension (W x D x H):
525 x 604 x 1035mm

Rated Voltage: 230V /50Hz

Colour: Pure black (PRB) | ■



Features

Substantial Water and Energy Saving

Water Reuse Course

Final rinse water can be used for the next wash cycle. Enables 23%* water saving.

Intensive Stain Removal

StainMaster

2 Pre-set Stain Removal Courses for Superior washing result

User-friendly Design

Easy Wide Opening and Soft Closing Lid

Loading and unloading becomes easy with the wide inlet, lower front height and back control panel.

Superb Wash Performance

ActiveFoam System

Fine foam dissolves and washes dirt away for excellent washing results.

Other Features

Aquabeat Wash | Aqua Tide Pulsator | AG Clean Anti-bacterial Detergent Case
Auto Restart | Sazanami Drum | Big Cassette Lint Filter | 12 Wash Programs

*Calculated value does not include water absorbed by clothes.

AH10 Series



NA-F70AH10MB

Capacity: 7.0 kg

Dimension (W x D x H):
525 x 604 x 995mm

Rated Voltage:
230V /50Hz

Colour:
Middle Free Silver
(MB) |



MirAle
Connected Living



WASH
WIZARD



STAIN
GENIUS



WATER & ENERGY
CONSUMPTION
TRACKING



WEATHER
ALERTS



AUTO
PAUSE



MAINTENANCE
ALERT



ONE TOUCH
SERVICE

WITH **BUILT-IN** HEATER

AQUABEAT
WASH



WATER
REUSE

ActiveFoam
SYSTEM

Ag Clean



SOFT CLOSING LID

ANTI-TANGLING
SYSTEM

Features

Substantial Water and Energy Saving

Water Reuse Course

Final rinse water can be used for the next wash cycle. Enables 23%* water saving.

Intensive Stain Removal

Built-in Heater

KILLS up to 99.99%* Bacteria

User-friendly Design

Easy Wide Opening and Soft Closing Lid

Loading and unloading becomes easy with the wide inlet, lower front height and back control panel.

Superb Wash Performance

ActiveFoam System

Fine foam dissolves and washes dirt away for excellent washing results.

Other Features

Aquabeat Wash | Aqua Tide Pulsator | AG Clean Anti-bacterial Detergent Case
Auto Restart | Sazanami Drum | Big Cassette Lint Filter | 10 Wash Programs

*Results based on lab tests conducted by Japan Food Research Laboratories, report number 19033410001-0101, dated 11 April 2019, 12 April 2019. Test organisms: Escherichia Coli (NBRC 3972) and Staphylococcus Aureus subsp (NBRC 12372). All results are based on specific testing conditions and may differ based on environmental factors. All tests are not demonstrated under actual usage situations. Images used are for illustrative purpose only.

A10 Series

MirAle
Connected Living



**WASH
WIZARD**



**STAIN
GENIUS**



**WATER & ENERGY
CONSUMPTION
TRACKING**



**WEATHER
ALERTS**



**AUTO
PAUSE**



**MAINTENANCE
ALERT**



**ONE TOUCH
SERVICE**

Aqua spin rinse



SOFT CLOSING LID

**ANTI-TANGLING
SYSTEM**

**ActiveFoam
SYSTEM**

Ag Clean

**AQUABEAT
WASH**



NA-F80A10CRB

Capacity: 8.0 kg

Dimension (W x D x H):
525 x 604 x 1035mm

Rated Voltage: 230V /50Hz

Colour: Charcoal Inox Grey (CRB) | ■

NA-F75A10MRB

Capacity: 7.5 kg

Dimension (W x D x H):
525 x 604 x 1035mm

Rated Voltage: 230V /50Hz

Colour: Middle Free Silver (MRB) | ■

NA-F70A10LRB

Capacity: 7.0 kg

Dimension (W x D x H):
525 x 604 x 995mm

Rated Voltage: 230V /50Hz

Colour: Silver (LRB) | ■


NA-F65A10CRB

Capacity: 6.5 kg

Dimension (W x D x H):
525 x 604 x 995mm

Rated Voltage: 230V /50Hz

Colour: Charcoal Inox Grey (CRB) | ■



Features

Substantial Water and Energy Saving

Water Reuse Course

Final rinse water can be used for the next wash cycle. Enables 23%* water saving.

Superb Wash Performance

ActiveFoam System

Fine foam dissolves and washes dirt away for excellent washing results.

User-friendly Design

Easy Wide Opening and Soft Closing Lid

Loading and unloading becomes easy with the wide inlet, lower front height and back control panel.

Other Features

AG Clean Anti-bacterial Detergent Case | Aqua Beat Wash

Lid Unit Design | Pulsator Type | Inner Tub Material | Filter | Magic Filter | Big Cassette Lint Filter

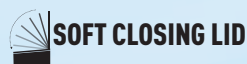
*Calculated value does not include water absorbed by clothes.

L1 Series



Magic Filter

**POWERFUL
MOTOR**



NA-F105L1CRB

Capacity: 10.5 kg

Dimension (W x D x H):
580 x 596 x 968mm

Rated Voltage: 230V /50Hz

Colour: Dark Grey (CRB) | ■



Features

Enhance Performance

Powerful Motor

Better washing performance due to high power motor.

Auto Unbalancing Detection

Washing machine detects the laundry weight automatically. This helps the product balance and improve performance avoiding excessive noise and vibration during operation.

Self -Diagnostic

Washing machine's condition (weekly reports) and provides tips to ensure that your washing machine is maintained at its best.

Magic Filter

The Magic Filter effectively traps dirt no matter the water level, so that even small loads of cloth come out perfectly dirt-free.

User-friendly Design

Easy Wide Opening and Soft Closing Lid

Loading and unloading becomes easy with the wide inlet, lower front height and front control panel

Transparent Tempered Glass Lid

The Scratchproof tempered glass lid is not only more durable than conventional plastic door but also provides a more elegant and classy look.

Other Features

8 Wash Programs | Delay Start | Tub Clean | Child Lock

CH1 Series



NA-F75CH1MRB

Capacity: 7.5 kg

Dimension (W x D x H):
590 x 608 x 1035mm

Rated Voltage: 230V /50Hz

Colour: Middle Free Silver (MRB) | ■

NA-F70CH1MRB

Capacity: 7.0 kg

Dimension (W x D x H):
590 x 608 x 1035mm

Rated Voltage: 230V /50Hz

Colour: Middle Free Silver (MRB) | ■



WITH **BUILT-IN** HEATER



ActiveFoam
SYSTEM

Ag Clean

AQUABEAT
WASH

Aqua spin rinse

Features

Intensive Stain Removal

Hot Wash with Built-in Heater

Panasonic's Hot Wash technology heats the water which stimulates the detergent enzymes, making it more effective to clean dirt and stains.

Substantial Water and Energy Saving

Water Reuse Course

Final rinse water can be used for the next wash cycle. Enables 23%* water saving.

Superb Wash Performance

ActiveFoam System

Fine foam dissolves and washes away dirt, giving excellent results.

User-friendly Design

Latest and technologically advanced design for easy usage

Other Features

Aquabeat Wash | Temp. Control (Hot/Cold) | Anti-tangling System | AG Clean Anti-bacterial Detergent Case
Auto Restart | Sazanami Drum | Big Cassette Lint Filter

*Calculated value does not include water absorbed by clothes.

C1 Series

ActiveFoam
SYSTEM


Aqua spin rinse


NA-F80C1MRB/CRB

Capacity: 8.0 kg

Dimension (W x D x H):
525 x 585 x 950mm

Rated Voltage: 230V /50Hz

Colour: Middle Free Silver (MRB) | 

Colour: Charcoal Inox Grey (CRB) | 


NA-F75C1MRB/CRB/LRB

Capacity: 7.5 kg

Dimension (W x D x H):
525 x 585 x 950mm

Rated Voltage: 230V /50Hz

Colour: Middle Free Silver (MRB) | 

Colour: Charcoal Inox Grey (CRB) | 

Colour: Silver (LRB) | 

NA-F70C1MRB/CRB/LRB

Capacity: 7.0 kg

Dimension (W x D x H):
525 x 585 x 950mm

Rated Voltage: 230V /50Hz

Colour: Middle Free Silver (MRB) | 

Colour: Charcoal Inox Grey (CRB) | 

Colour: Silver (LRB) | 


NA-F65C1MRB/CRB


Capacity: 6.5 kg

Dimension (W x D x H):
525 x 585 x 950mm

Rated Voltage:

230V /50Hz

Colour:
Middle Free Silver
(MRB) | 

Colour:
Charcoal Inox Grey
(CRB) | 



Features

New Stylish Design

Lid design change to give new look in front panel models.

Energy Saving

Water Reuse Course

Final rinse water can be used for the next wash cycle.
Enables 23%* water saving.

Superb Wash Performance

ActiveFoam System

Fine foam dissolves and washes away dirt, giving excellent results.

Other Features

Aquabeat Wash | Anti-bacterial Water Supply Case | Auto Restart
Sazanami Drum | Big Cassette Lint Filter

*Calculated value does not include water absorbed by clothes.

FULLY AUTOMATIC

FRONT LOAD



RANGE OF WASHING MACHINES



HEXA DRUM




HEXA DRUM

The unique cube-shaped drum prevents fabrics from getting trapped and damaged. Smaller outlet water holes on the drum create tiny flows to penetrate the fabric for better cleaning.

DRUM DESIGN

The Hexa Drum, carefully designed with its unique hexa cube pattern, washes the laundry with a firm massage-like treatment and is incredibly gentle on the clothes so as to not damage the delicate fabrics.




RISER WINGS

There are almost 138 holes in each wing, which provide a strong water flow that makes the clothes tumble up and down. So, even tough stains are cleaned easily. The Riser Wings, along with the Hexa Drum, give a perfect wash.



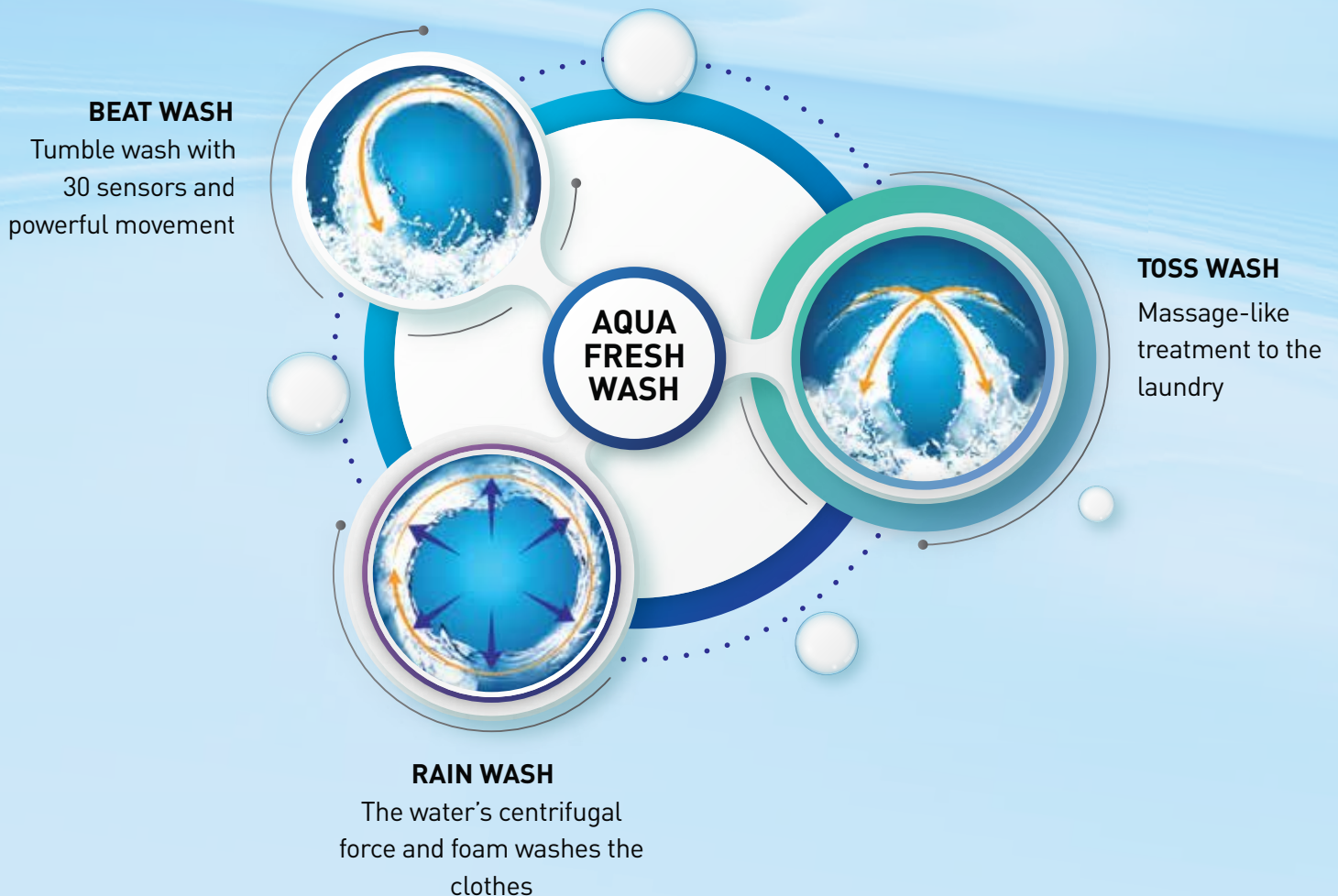
POWERFUL WASH

Jets of water with fine diameters of 0.24 mm are sprayed from 2196 mini holes. They wash the dirt away and penetrate into the fabric to deliver a clean wash course.

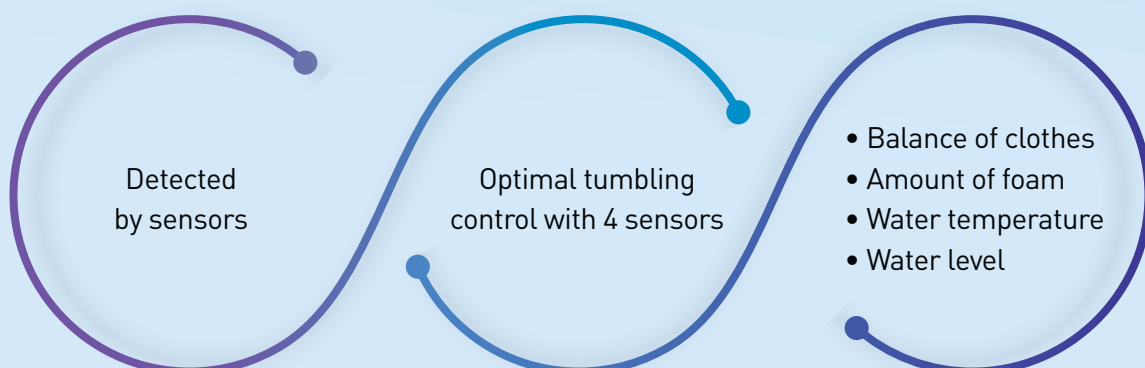


AQUA FRESH WASH

Aqua Fresh Wash is combined with three distinguishing water flows for washing stained and dirty clothes in the best way. Every wash, with its unique style of flow, cleans the clothes thoroughly, giving them a new and fresh feel every time.



3D Wash System



FEATURES

Convenience & Aesthetics

HYGIENE PRO



The Hygiene Pro system keeps your laundry in a clean environment and saves your time.

TUB CLEAN



Enables cleaning of the machine itself with water at 90 °C, so as to sterilise the tub, ensuring that there are no residues and moulds, thereby maintaining hygiene.

INTENSIVE WASH



The Intensive Wash Program gets rid of tough stains while keeping the quality of the fabric intact.

10 YEAR WARRANTY



The durability of the product is backed with its warranty.

AUTO PAUSE



You can add clothes which you may have forgotten or which only need a short wash, in the machine mid-wash-cycle.

BRISK WASH (Complete cycle in 15 min. wash + rinse + spin)



This course takes care of your everyday clothes when you are running short of time, without hindering the wash quality.

25% LESS TIME



Speed Wash takes 25% less time to finish the laundry process by increasing the beat frequency and reducing the dwell time.

BIG DISPLAY



A large interactive display enables better selection and communication of the desired feature or programs.

WIDE DOOR



A 480 mm door gives a wide opening to load/unload laundry. It not only aids in operation but also creates an aesthetic appeal.

MF1 Series

MirAie
Connected Living



**WASH
WIZARD**



**AUTO
PAUSE**



**ONE TOUCH
SERVICE**



**MAINTENANCE
ALERT**



NA-148MF1L01

Capacity: 8.0 kg

RPM: 1400

Dimension (W x D x H):
565 x 595 x 850mm

Rated Voltage: 230V /50Hz

Colour: Silver |

NA-147MF1L01

Capacity: 7.0 kg

RPM: 1400

Dimension (W x D x H):
495 x 595 x 850mm

Rated Voltage: 230V /50Hz

Colour: Silver |

WITH
BUILT-IN HEATER



MY CYCLE



PRE-WASH

INVERTER



25% LESS TIME

**BIG
DISPLAY**



**GENTLE
HANDWASH**

Features

Miraie IOT# | ActiveFoam System | Gentle Handwash | Hexa Cube Drum | Brisk Wash | 16 Programs
5 Temperature Settings (20-30-40-60-90°C) | 25% Less Time | Pre-wash | My Cycle | Big Display | Mute Wash
Auto Restart | Child Lock | 5 Star BEE Rating

*10 year warranty is on motor only. #With 8 kg only

MB3 Series



WITH **BUILT-IN** HEATER



AUTO PAUSE



**GENTLE
HANDWASH**



TUB CLEAN



NA-148MB3L01

Capacity: 8.0 kg

RPM: 1400

Dimension (W x D x H):
595 x 565 x 850mm

Rated Voltage: 230V /50Hz

Colour: Dark Silver | ■

NA-127MB3L01

Capacity: 7.0 kg

RPM: 1200

Dimension (W x D x H):
595 x 495 x 850mm

Rated Voltage: 230V /50Hz

Colour: Dark Silver | ■

NA-106MB3L01

Capacity: 6.0 kg

RPM: 1000

Dimension (W x D x H):
595 x 470 x 850mm

Rated Voltage: 230V /50Hz

Colour: Dark Silver | ■



MY CYCLE



10
YEARS WARRANTY*



25% LESS TIME

BIG

DISPLAY



PRE-WASH

Features

Crystal Drum | 5 Star BEE Rating | 5 Temperature Settings (20-30-40-60-90° C)

Pre-wash Extra Rinse | Extra Wash (Heavy Wash) | Fast Wash (Rapid Wash) | 15 Programs | Wool Wash

Hygiene Pro (Up to 90°C) | Delay Wash | Auto Clean | Child Lock

SEMI- AUTOMATIC SERIES

RANGE OF WASHING MACHINES



H6 Series



NA-W120H6RRB

Capacity: 12.0 kg
Dimension (W x D x H):
915 x 555 x 1065mm
Rated Voltage: 230V
Colour: Red (RRB) | ■

NA-W100H6HRB

Capacity: 10.0 kg
Dimension (W x D x H):
915 x 555 x 1035mm
Rated Voltage: 230V
Colour: Grey (HRB) | ■

StainMaster -E

Aqua spin rinse

SOFT CLOSING LID



**POWERFUL
MOTOR**

Glass Lid



Features

Glass Lid Fascia | Soft Closure | Rust-proof Body | 4 Wash Programs | Active Foam System
New Modern Design | Covered Panel | Air Dry | Castor Wheels

H5 Series

NA-W80H5RRB

Capacity: 8.0 kg
Dimension (W x D x H):
830 x 485 x 985mm
Rated Voltage: 230V
Colour: Red (RRB) | ■

NA-W70H5ARB

Capacity: 7.0 kg
Dimension (W x D x H):
830 X 485 X 950mm
Rated Voltage: 230V
Colour: Blue (ARB) | ■

ActiveFoam
SYSTEM



**POWERFUL
MOTOR**



SOFT CLOSING LID



Features

Covered Panel | Multi Pulsator | Glass Lid Fascia | New Stylish Design | Soft Closing | Air Dry
Aqua Spin Shower | Lint Filter | 3 Wash Programs


B5 Series

NA-W85B5RRB

Capacity: 8.5 kg

Dimension (W x D x H):
830 x 485 x 1015mm

Rated Voltage: 230V


Colour: Red (RRB) | 

NA-W80B5ARB

Capacity: 8.0 kg

Dimension (W x D x H):
830 x 485 x 985mm

Rated Voltage: 230V

Colour: Blue (ARB) | 

NA-W70B5RRB

Capacity: 7.0 kg

Dimension (W x D x H):
760 x 440 x 890mm

Rated Voltage: 230V

Colour: Red (RRB) | 



Aqua spin rinse

ActiveFoam
SYSTEM



POWERFUL
MOTOR



Features

Covered Panel | Transparent Fascia | New Modern Design | Aqua Spin Shower 3 Course
Selection | Rust-proof Body | Normal Pulsator




NA-W80L1RRB

Capacity: 8.0 kg

Dimension (W x D x H):
840 x 490 x 960mm

Rated Voltage: 230V

Colour: Red (RRB) | 



Transparent
Lids



Features

Transparent Fascia | 3 Wash Programs | Aqua Spin Shower
Air Dry | Chrome Plate Knobs | Rust-proof Body


L6 Series

NA-W70L6ARB

Capacity: 7.0 kg

Dimension (W x D x H):
830 x 485 x 940mm

Rated Voltage: 230V

Colour: Blue (ARB) | 



Transparent
Lids



3 Wash Course



Features

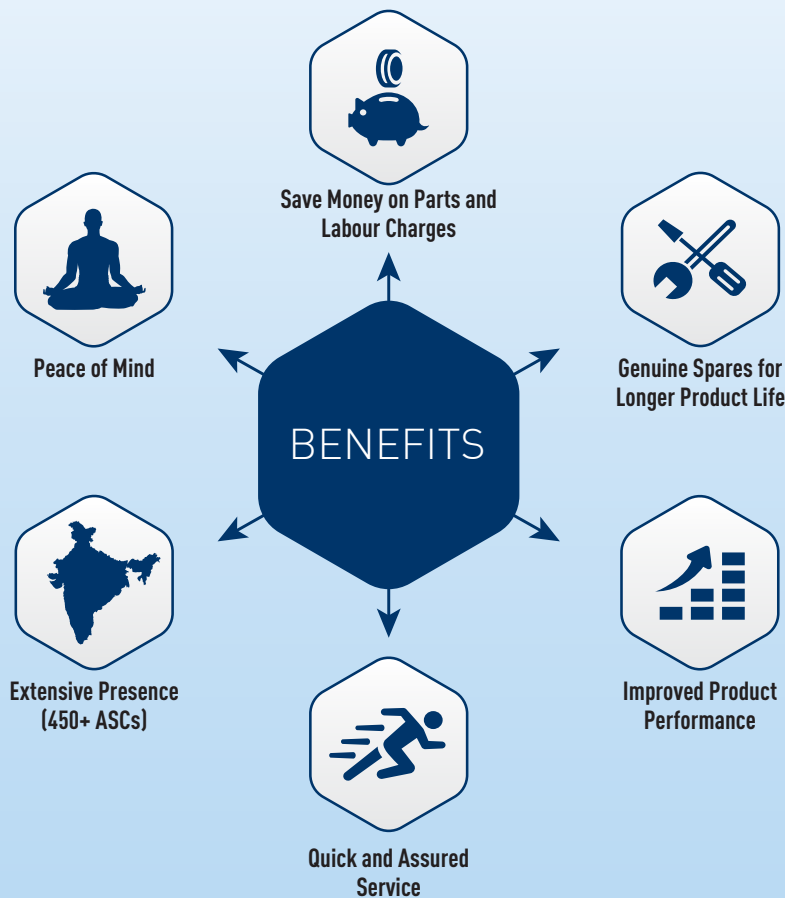
Transparent Fascia | Aqua Spin Shower | Rust-proof Body


SERVICE BEYOND DELIGHT

450+

AUTHORIZED
SERVICE CENTRES
(ASCs)

QUICK SERVICE ACROSS INDIA



 **SERVICE HELPLINE: 1800 108 1333 | 1800 103 1333**

Email ID: helpline@in.panasonic.com

Terms & conditions apply. The specifications and product images are for reference only, actual products may vary. In case of any dispute the decisions of Panasonic India Pvt. Ltd. shall be final and binding on all the parties. All disputes shall be subject to exclusive jurisdiction of the courts at New Delhi only.

- Please read the Operating Instructions before using it.
- Due to printing considerations, the actual colours may vary slightly from those shown.
- All graphics are provided merely for the purpose of illustrating a point.

REGISTERED OFFICE ADDRESS

Panasonic Life Solutions India Pvt. Ltd., 12th Floor, Ambience Tower, Ambience Island, NH-8, Gurgaon -122002, Haryana, India. Tel: +91-124-4751300, Fax: +91-124-4751333.



@panasonicindia



@panasonic_india



@PanasonicIndia



PanasonicIn



store.in.panasonic.com



Insist on a Panasonic India Warranty Card