



Panasonic

THE FUTURE IS UP
NEW ELITE INVERTER
SKY SERIES

Panasonic



- Please read the installation and the operating Instructions carefully before installing and using it.
- Specifications are subject to change without prior notice.
- The contents of this catalogue are accurate as of January 2017.
- Due to printing considerations, the actual colours may vary slightly from those shown in the catalogue.
- All graphics are provided merely for the purpose of illustrating a point.



Do not add or replace the refrigerant other than the specified type. The manufacturer is not responsible for the damage and deterioration in safety due to usage of other refrigerant.

AC-ASIA-C-16

RADIANT COOLING

SKYSTREAM
DESIGN

nanoe-G
featuring DUST SENSOR

**XTRA
QUIET**



THE FUTURE IS UP

CONTENT

↑ 03 Introduction	↑ 16 - 17 SKY CONTROLLER	↑ 28 - 31 ECONAVI + INVERTER	↑ 48 - 51 OUTDOOR UNIT	↑ 70 - 71 FEATURE COMPARISON
↑ 04 - 05 Comfort, Health, Beauty	↑ 18 - 19 SKY SPECIFICATION	↑ 32 - 33 WHAT IS PM2.5	↑ 52 ELITE SERIES	
↑ 06 - 07 SKYWING	↑ 20 - 21 PANASONIC LIFE CONDITIONER	↑ 34 - 35 HOW PM2.5 AFFECTS HEALTH	↑ 53 - 57 INVERTER SERIES	
↑ 08 - 11 RADIANT COOLING	↑ 22 - 23 I Auto-X	↑ 36 - 43 3 STAGE PURIFICATION	↑ 58 - 64 FIXED SPEED	
↑ 12 - 13 nanoe-G	↑ 24 - 25 FAST COOLING	↑ 44 - 45 R410A	↑ 65 WINDOW AC	
↑ 14 - 15 SKY STREAM DESIGN	↑ 26 - 27 AEROWINGS	↑ 46 - 47 BEAUTY	↑ 66 - 69 MODEL LINE-UP	

INTRODUCING SKY SERIES

1958 marked the start of Panasonic's venture in to creating air conditioners through cutting edge technology.

Today, we bring you a quantum leap in design and performance, creating a new standard for how all air conditioners will be made.

Peerless design. Powerful cooling. Perfect comfort.

COMFORT

Essential air conditioner that cools you the way you want.



HEALTH

Clean and fresh air that improves your health and well-being.



BEAUTY

Minimalist and modern air conditioners that beautify your homes.



THE PHILOSOPHY OF PANASONIC AIR CONDITIONER COMPANY


At Panasonic Air Conditioner Company, we're constantly finding new ways to improve your life. Our innovations bring you comfort when you need it the most, take care of your health and beautify your homes and lives.



SKYWING

- FLEXIBILITY UP

Controlled by a multidirectional arm, the SKYWING can cool in two ways:



RADIANT COOLING

The SKYWING angles upwards to direct cool air towards the ceiling and walls, spreading cool air gently and evenly throughout the room.



FAST COOLING

The SKYWING angles downward to provide you fast cooling at start up. Together with the high powered inverter compressor technology, P-Tech, SKY Series gives you extremely cold air with extra fast speed.

XTREME COOL,
TRA FAST.




VERSATILE COOLING COMFORT WITH SKYWING

At the touch of a button, the SKYWING tilts down for you to enjoy Panasonic's powerful and efficient fast cooling whenever you need to cool down quickly. Experience more powerful cooling from the moment you switch on the air conditioner. Once the room has reached the set temperature, the SKYWING will adjust to RADIANT COOLING for continuous comfort.

The new SKYWING RADIANT COOLING is all set to create a new standard in air conditioner design. Located at the top, the SKYWING is better able to direct cool air towards the ceiling. This cool air naturally glides along the surface, spreading throughout the room and down the walls. Heat is removed from the ceiling and walls, resulting in a feeling of even, all round coolness – RADIANT COOLING.

MULTIDIRECTIONAL ARM



RADIANT COOLING

ALL ROUND COOLING UP

Ceilings and walls tend to trap heat, which make living spaces inside hot and uncomfortable. The solution was inspired by a scientific principle called the 'Coanda Effect'.



THE PRINCIPLE OF THE COANDA EFFECT

The Coanda Effect is the tendency of airflow to be drawn to a surface and to flow along it.

RADIANT COOLING AIRFLOW ASSESSMENT

AIRFLOW SMOKE TEST



Instead of blowing cold air directly on to people, SKYWING directs the airflow upwards to cool the ceiling and walls.

TEMPERATURE DISTRIBUTION TEST



CONVENTIONAL AIR CONDITIONER
Cold air blows downwards, leaving some part of the room warm and others cold.



RADIANT COOLING
The air near the ceiling and walls cools down first and then descends down to spread evenly in the room.

BOTTOM AIR INTAKE



Hot air is drawn in from the bottom and cold air is discharged from the top to facilitate the even distribution of cool air.

Here is how RADIANT COOLING works:

- 4** The room is evenly cooled down.
- 3** Heat trapped in the ceiling and walls is removed.
- 2** Cool air is evenly distributed throughout the room.
- 1** Cool air is directed towards the ceiling.

RADIANT COOLING cools without direct airflow. The feeling is just like walking into a mall.

* Applicable to ELITE Inverter only.

RADIANT COOLING- THE ULTIMATE COMFORT

BENEFITS UP

Conventional air conditioners are built to blow cold air downwards and directly at people to cool them instantly. However, direct contact with cold air for too long can create discomfort and dry the skin.



DR NAOSHI KAKITSUBA
DEPT. OF ENVIRONMENTAL SCIENCE AND
TECHNOLOGY, MEIJO UNIVERSITY JAPAN

Inspired by the cooling effect of caves, Dr. Naoshi Kakitsuba investigated the benefits of RADIANT COOLING. He found that this gentler and more even cooling method results in a greater feeling of comfort and well-being.



THE PRINCIPLE OF RADIANT COOLING

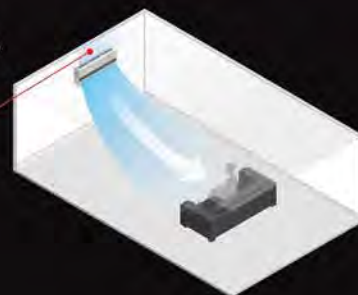


Heat is absorbed by the breeze on the skin, resulting in a cool feeling.

Conventional Air Conditioner



The breeze directly comes in contact with the body for cooling.

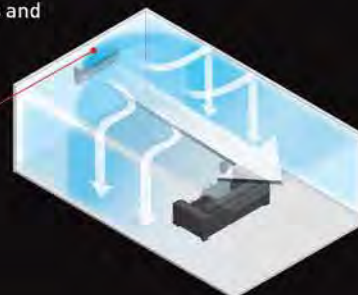


Heat is absorbed by the surrounding walls and ceiling, resulting in a comfortable cool.

SKY SERIES



The breeze cools down the walls and ceiling, which absorb the body heat.



Conventional air conditioner

vs

SKY SERIES

COOLS GENTLY AND EVENLY

SKY Series makes the room evenly cool, even though there is no feeling of direct airflow. The SKY Series gives comfort based on the principle of RADIANT COOLING.

Temperature distribution



Conventional AC



SKY Series

The temperature of the room can be evenly set at a comfortable level.

Air velocity distribution



Conventional AC



SKY Series

Comfortable in living space with no wind (less than 0.2 m/s*)
*Meter per second



Test conditions: Measured in stable operation at 25°C cooling with fan speed set at "HI."



RADIANT COOLING REMOVES HEAT FROM CEILING AND WALLS

SKY Series makes people comfortable because the radiant heat from the ceiling.

Radiant heat from roof top and ceiling

Conventional AC

Average Ceiling Temperature: 35°C



Mean Radiant Temperature (Measure by Globe Thermometer) 26.2°C

Average Room Temperature: 25°C

The globe temperature is about 0.8°C higher (About 1.1°C higher in terms of how people feel comfortable)

SKY Series

Average Ceiling Temperature: 30°C



Mean Radiant Temperature (Measure by Globe Thermometer) 26.2°C

Average Room Temperature: 25°C

Sensation evaluation

Conventional AC

Slightly uncomfortable



20%

Slightly comfortable

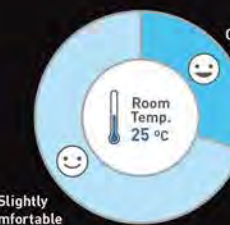
Neither or any side



Measured in stable operation at 25°C cooling with fan speed set at "MEDIUM." The actual average room temperature is the same.

SKY Series

Comfortable



100%

Comfortable / Slightly comfortable



MAINTAIN SKIN MOISTURE AND PREVENTS DRY SKIN

Skin doesn't become dry with SKY Series operating.

Skin moisture after 60 minutes



Measured in stable operation at 25°C cooling with fan speed set at "HI."

* Applicable to ELITE Inverter only.
* All test results are based on internal test.




nanoe-G

featuring DUST SENSOR

HEALTH & WELL-BEING UP

SKY Series also features Panasonic's advanced air purification system, nanoe-G, which now comes with a new innovative DUST SENSOR.



REMOVES PM2.5

nanoe-G releases negative ions which get attached to particles as small as PM2.5, the measuring benchmark of air quality monitoring agencies. These particles are then brought back to the positively-charged filter and removed from the air.



AUTOMATED ACTIVATION

The DUST SENSOR automatically switches on the nanoe-G to purify the air whenever a high level of particle concentration is detected.

CONSTANT AIR MONITORING

The DUST SENSOR is constantly monitoring particle concentration levels in the room.



	LED	ACTIVITY
DUST SENSOR	WHITE	AIR IS CLEAN
nanoe-G	OFF	

When the particle concentration level is safe, the indicator on the LED panel white.



	LED	ACTIVITY
DUST SENSOR	RED	AIR IS DIRTY
nanoe-G	WHITE	nanoe-G IS ACTIVATED TO PURIFY THE AIR

When the particle concentration level is high, the indicator light turns red. nanoe-G switches on to purify the air.

*Applicable to ELITE Inverter only.

SKY STREAM DESIGN

FORM & FUNCTION UP



MODERN & MINIMALIST LINES

Sleek and striking design that makes it a luxurious complement to the interior design.



MULTIDIRECTIONAL ARM

Experience better agility through better control with a multidirectional arm that adjusts cooling the way you want it.



SLIDING LED PANEL

When switched on, the Sliding LED Panel slides open to reveal its setting indicators.

The SKY STREAM design embodies the elegance and pursuit of perfection inherent Japanese design philosophy. Each timeless, precise line and feature creates an unmistakable impression of premium luxury. Yet the true power of its design is only revealed when it is switched on.



SKY CONTROLLER

VERSATILE CONTROL UP



BACKLIT LED SCREEN

Thanks to the backlit screen, now you can see the settings on the sky controller easily. Now you can adjust your settings without having to switch on the lights.



DISTINCTIVE SLIDING COVER

A smooth sliding not only enhance the remote's clean lines, but also keeps the buttons free from dirt and smudges.



PRECISE TEMPERATURE CONTROL

With the Sky Controller's 0.5°C temperature control, enjoy more precise temperature regulation and experience greater comfort.



TAP FOR PURE AIR
even when Cooling
is not required


The remote control has been redesigned for maximum ease of use and to complement the stylish new design SKY Series. With simple and intuitive controls, the Sky Controller comes with various settings that meet your everyday air conditioning needs.






WALL MOUNTED

ELITE INVERTER Single Split Type



CS-VS12TKY | CS-VS18TKY



Wireless

SKYWING

RADIANT COOLING

nanoe-G
featuring DUST SENSOR

**XTRA
QUIET**

SPECIFICATIONS

MODEL	(50Hz)	CS-VS12TKY [CU-VS12TKY]	CS-VS18TKY [CU-VS18TKY]
Cooling Capacity	[Min-Max] W	3500(920-4200)	4900(1100-5600)
EER	[Min-Max] W/W	3.43(3.54-3.41)	3.16(3.79-3.15)
Electrical Data	Voltage	V	230
	Running Current	A	4.6
	Power Input	W	1020(260-1230)
Moisture Removal	L/h	2.0	2.7
	Pt/h	4.2	5.7
Air Circulation (Indoor)	m ³ /min	12.0	13.4
	ft ³ /min	425	475
Dimensions	Width	cm	95.0(78.0)
	Depth	cm	28.0(28.9)
	Height	cm	31.8(54.2)
Noise Level	Indoor (H/L/Q-Lo)	[dB-A]	41/27/19
	Outdoor	[dB-A]	48
Net Weight	kg	13(29)	13(34)
	lb	29(64)	29(75)
Refrigerant Pipe Diameter	Liquid Side	cm	Ø0.635
	Gas Side	cm	Ø1.27
Pipe Extension	Chargeless Pipe length	m	7.5
	Maximum Pipe length	m	15
	Maximum Elevation length	m	5
	Additional Refrigerant Gas *	g/m	15
Power Supply		Indoor	Indoor

Caution For CS-VS12/VS18TKY (Important) Please do not use copper pipes that are less than 0.6mm in thickness.
* When pipes are not extended from the chargeless pipe length, the required amount of refrigerant is already in the unit.



PANASONIC LIFE CONDITIONER

An Air Conditioner must cool and keep you comfortable even if it gets really, really hot. But a Life Conditioner goes beyond just that. Not only do you get the ultimate cooling comfort but also pure air; pure air that your body and soul will love.

A Life Conditioner also works intuitively and smartly to save electricity and lowers power bills. With a stunning minimalist design, its beauty fits seamlessly in your home. It's not just an AC, it is Comfort, Health & Beauty, all wrapped in one.



Panasonic
LIFE
CONDITIONER





POWER & SPEED UP

iAUTO-X provides powerful instant cooling. Joining forces with fast, high-powered inverter control through the use of Panasonic Thermal Enhancement Technology (P-TECh), twin flaps direct the airflow for fast cooling. This powerful air cooling results in a 35% reduction in the time required to reach the set temperature.

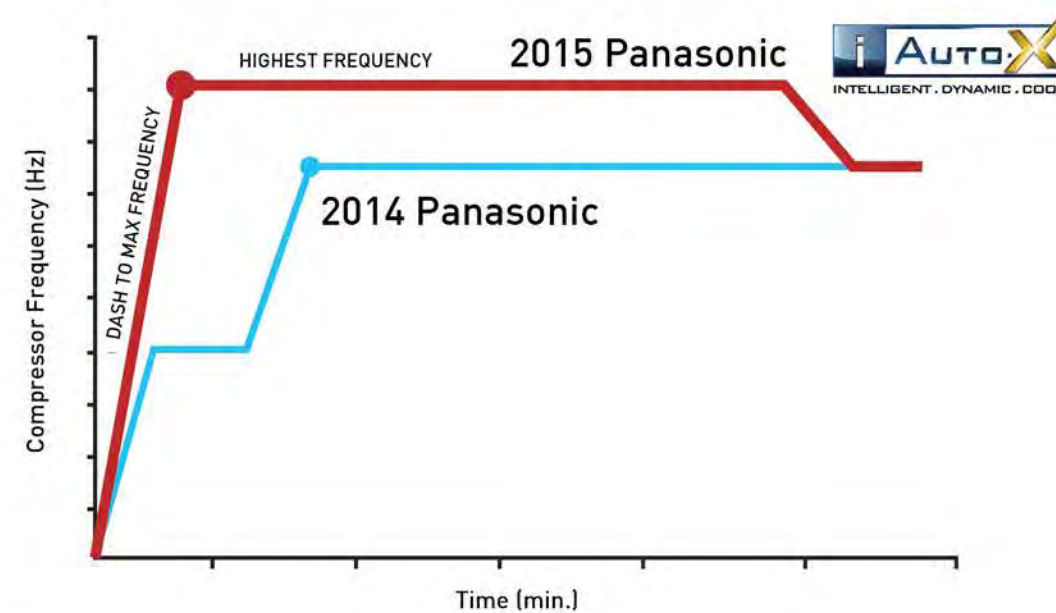


P-TECh



The new Panasonic Thermal Enhancement Technology (P-TECh) enables the compressor to achieve the maximum frequency in shortest time from start up. This lets you enjoy more powerful cooling from the moment you switch on the air conditioner.

DASH & HIGH COMPRESSOR FREQUENCY



* P-TECh is applicable for ELITE Inverter and PREMIUM Inverter only.

FAST COOLING

HAPPINESS IS COMING HOME TO FAST COOLING

On a hot day, feel the satisfaction of instant cooling.

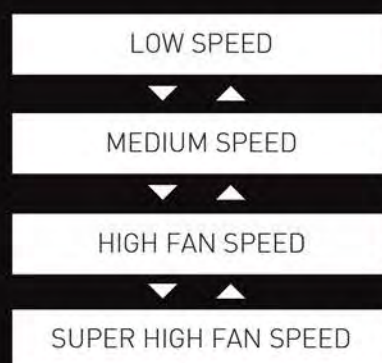


X-TREME COOL, TRA FAST.



AUTOMATIC FAN SPEED

iAUTO-X will automatically switch the fan speed to high fan speed and super high fan speed depending on the temperature difference between the room and the set temperature.




Remark:
Applicable for PREMIUM Inverter with iAUTO-X

FASTER COOLING


iAUTO-X cools 35% faster compared to Panasonic Standard non-Inverter model with high fan.

Room Temperature



PREMIUM INVERTER WITH iAUTO-X

STANDARD NON-INVERTER MODEL WITH HIGH FAN



* Comparison of 1.5HP PREMIUM Inverter with iAUTO-X mode and Standard non-Inverter model with cooling mode

PREMIUM Inverter: iAUTO-X Mode, Outside Temperature: 35°C / 24°C
Remote setting temperature: 25°C with Fan Speed: Auto
Horizontal Airflow direction: Auto, Vertical Airflow direction: Straight

Standard non-Inverter: Cooling mode with high fan
COOL Mode, Outside Temperature: 35°C / 24°C
Remote setting temperature: 25°C with fan speed high
horizontal airflow direction: Auto, Vertical Airflow direction: Straight

The time to reach the setting temperature was measured.
At Panasonic Amenity Room (size: 16.6m²)
The effect differs according to conditions in installation and usage.

* Applicable to PREMIUM Inverter only.

35%*
Faster Cooling

WHEN INNOVATION MAKES LIFE COMFORTABLE

AEROWINGS

New AEROWINGS features twin flaps that give you more control over the direction of the airflow.



AEROWINGS

INNER FLAP

OUTER FLAP



4 WAY SWING

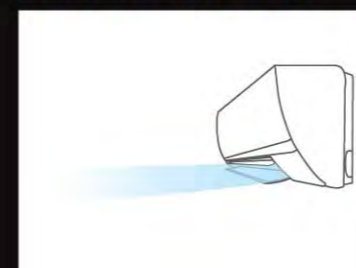
The beauty of this innovation, with a vertical and horizontal action, ensures that there is a uniform flow of cool air to every part of the room. No matter where you are, you'll feel the comfort.



New design for added comfort

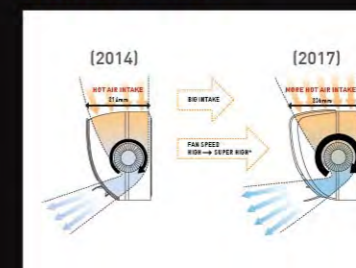
Panasonic Air Conditioners with Aerowings feature an indoor design with wider intake grille and super-high fan speed to produce bigger air volume.

FOR SHOWER COOLING



Before you feel too cold and uncomfortable, AEROWINGS shifts the airflow upwards to spread cool air over a wider area. This ensures cool air is evenly distributed throughout the room and you can stay comfortable without experiencing continuous direct cooling.

BIGGER INTAKE



Panasonic Air Conditioners feature an intake grille which is 22 mm wider and improved indoor fan speed that goes up to a super-high fan speed at start up. The chassis design generates bigger air volume that contributes to faster cooling.

HONEYCOMB INTAKE GRILLE



The Honeycomb Intake Grille has a wider opening to increase the suction of hot air from the room so that the room can be cooled faster. The stronger honeycomb structure also offers the air conditioner better protection.

* Applicable to PREMIUM Inverter only.



INTELLIGENT ECO SENSORS



- ENERGY SAVING

COOL. ECO. TOGETHER.

With ECONAVI's Human Activity Sensors and Panasonic INVERTER's alternating speed frequency, enjoy high energy savings while experiencing ultimate comfort.



THE PERFECT MATCH FOR HOME LIVING

ECONAVI and INVERTER is a perfect match of energy saving features that keeps air conditioning in your home more efficient and comfortable throughout the day.

SAVES YOU MORE ENERGY FOR PEACE OF MIND

Your Panasonic Life Conditioner simply knows when to keep power usage at a minimum. So, you can rest and relax comfortably at home knowing that you can save more energy.

* Comparison of 1.5HP Inverter model with ECONAVI (with Dual Human Activity Sensor, Sunlight Sensor, and Temperature Wave) ON and 1.5HP Standard Non-Inverter (Cooling)

Inverter with ECONAVI:

ECONAVI ON, Outside Temperature: 35°C/24°C

Remote setting temperature: 25°C with High Fan Speed

Horizontal Airflow direction: Step 3, Vertical Airflow direction: ECONAVI mode

Setting temperature goes up 2°C in total, 1°C controlled by ECONAVI activity level detection and another 1°C controlled by ECONAVI light intensity detection.

Temperature Wave is ON

Standard non-Inverter without ECONAVI:

Outside Temperature: 35°C/24°C

Remote setting temperature: 25°C with Fan Speed High

Horizontal Airflow direction: Step 3, Vertical Airflow direction: Straight

Total power consumption amount is measured for 2 hours under stable operation. At Panasonic Amenity Room (size: 16.6m²)

This is the maximum energy saving value, and the effect differs according to conditions in installation and usage.

* Applicable to PREMIUM Inverter only.

ECONAVI SENSORS

INTELLIGENT ECO SENSORS
ECONAVI + **INVERTER**

With ECONAVI's Human Activity Sensors and Panasonic INVERTER's alternating speed frequency, enjoy high energy savings while experiencing ultimate comfort.



ECONAVI SAVES YOU ENERGY BECAUSE IT SENSES:

- 

AREA SEARCH
Where you are.
- 

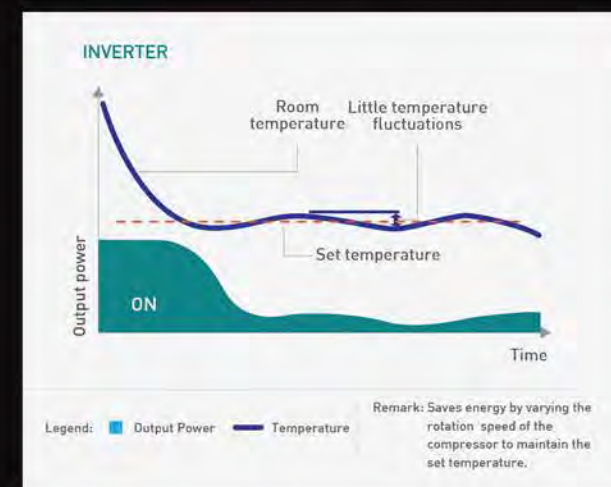
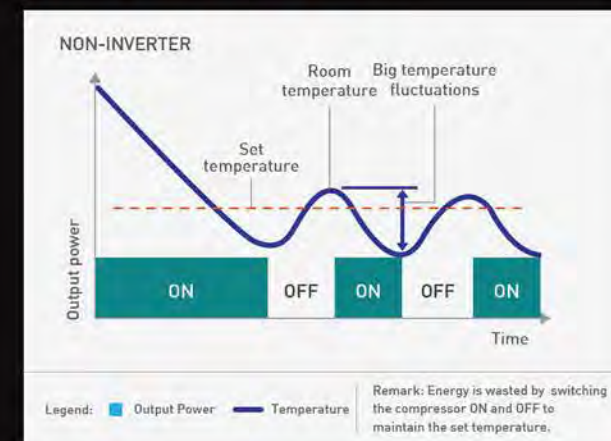
SUNLIGHT DETECTION
Whether it's day or night.
- 

ABSENCE DETECTION
When you leave the room.
- 

TEMPERATURE WAVE
Adapts rhythmic temperature control after detecting low activity level.
- 

ACTIVITY DETECTION
When you are less active.

INVERTER

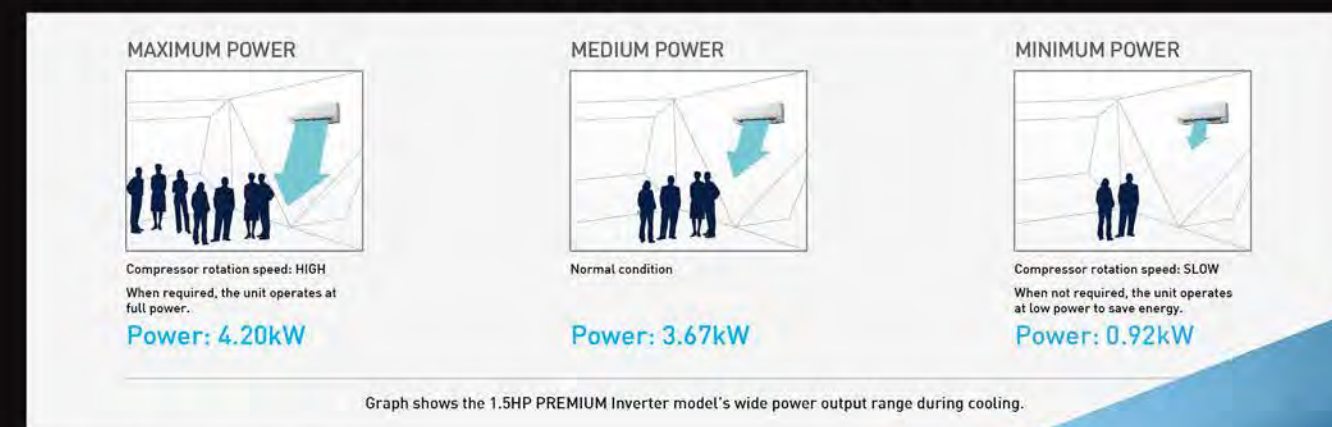


A conventional non-inverter air conditioner can only operate at a constant speed which is too powerful to maintain the set temperature. Thus, it switches the compressor on and off repeatedly. This results in wider temperature fluctuations leading to more energy consumption.

The Panasonic Inverter Life Conditioner varies the rotation speed of the compressor, providing a precise method of maintaining the set temperature. Thus, Panasonic Inverter Life Conditioners give you exceptional energy saving performance while ensuring you stay comfortable all the time.

CONSTANT COMFORT

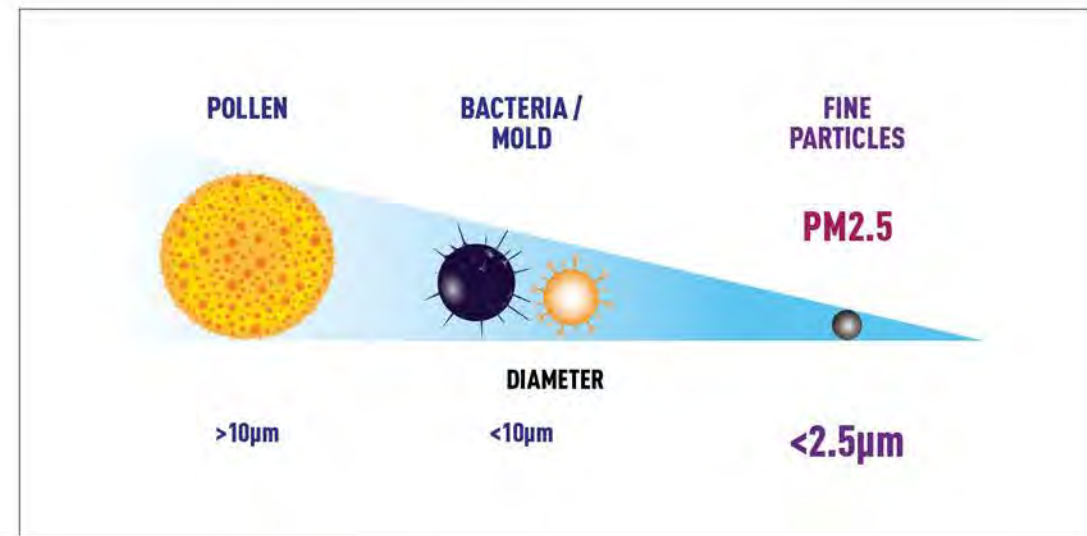
Precise temperature control with a wide power output range enables an Inverter Life Conditioner to meet different room occupancy levels – thus ensuring constant comfort.



* Applicable to PREMIUM Inverter only.

WHAT IS PM2.5?

"Particulate matter," also known as PM is made up of a number of components including extremely small particles and liquid droplets. Sized at less than 2.5 micrometers (PM2.5), these particles are said to pose health problems as they can easily enter our lungs.



PARTICLE SIZE COMPARISON



AIR POLLUTION MAY CAUSE DAMAGE IN BLOOD VESSELS

POLLUTION JUMPS UP BEFORE DIWALI FIREWORKS

SHOCKING LEVELS OF POLLUTION IN INDIA, CHINA: ASTRONAUT KELLY

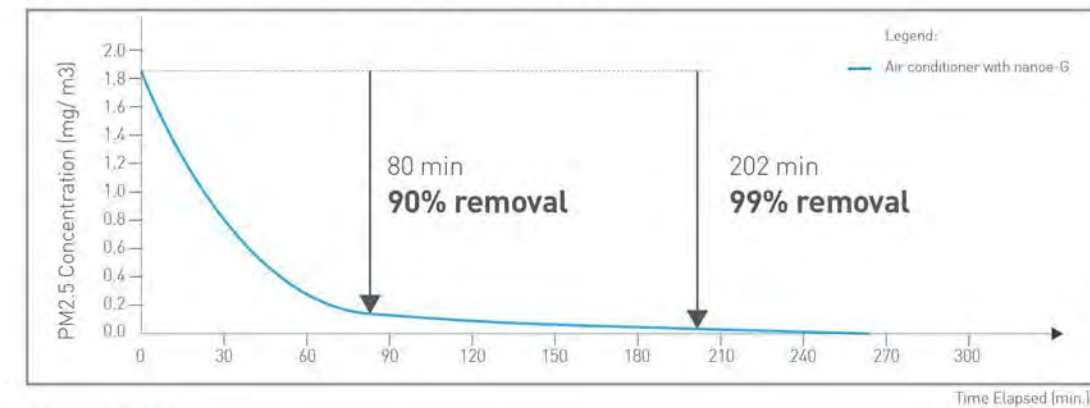
PM2.5 LEVEL IN DELHI 10 TIMES MORE THAN WHO LIMITS : GREENPEACE

SOURCES OF PM2.5

PM2.5 can be found suspended in the air, including dust, dirt, smoke and liquid droplets. These fine particles come from man-made sources such as the combustion of fossil fuels, open burning and industrial processes as well as natural ones, which include sea sprays and dust carried by strong winds.



PM2.5 REMOVAL EFFICIENCY BASED ON TIME SERIAL MEASUREMENT OF PM2.5 CONCENTRATION



AIRBORNE

REMOVES **99%*1** PM2.5



REMOVES **99%*2** BACTERIA VIRUSES and MOLD


*1 PM2.5 Removal was certified by FCG Research Institute, Inc
 • Test Report no : 25034
 PM2.5 : Cigarette Smoke (as PM2.5)
 Effectiveness is measured on 0.3µm-2.5µm (Specific size only)
 This removal effect is not proven for all the airborne toxic substances.
 All results are based on specific testing conditions.
 All tests are not demonstrated under actual usage situation.

*2 Airborne Removal was certified by Kitasato Research Center for Environmental Science
 • KRCEs-Bio Test Report no. : 23_0182
 Bacteria : Staphylococcus aureus (NBRC 12732)
 • KRCEs-Env Test Report no. : 22_0008
 Virus : Escherichia coli phage (EX-174 ATCC 13704-B1)
 Influenza (H1N1) 2009 Virus
 • KRCEs-Env Test Report no. : 23_0140
 Mould : Penicillium pinophilum (NBRC 6345)
 All results are based on specific testing conditions.
 All tests are not demonstrated under actual usage situation.

HOW PM2.5 AFFECTS HEALTH?

AIRBORNE

DATA ON REMOVAL OF AIRBORNE BACTERIA WAS PRESENTED BY THE HARVARD SCHOOL OF PUBLIC HEALTH RESEARCHERS AT THE NANO-SYMPIOSIUM AT THE KYOTO UNIVERSITY, 2012



The effect after 100 minutes in a 40 m³ test space (about the size of a 10 tatami mat room), not the effect in a space where actually used.

"Performance evaluation of a novel ionizer for air purification applications", Dr. S. Rudnick et al. Harvard School of Public Health, Environmental Health Nanoscience Lab.

nanoe-G

A study of the removal effect of airborne bacteria by using an air-conditioner incorporating nano-e-G was carried out in a large space, and the results were presented at the Nano-Symposium jointly held in September 2012 by the Harvard University and the Kyoto University.

Test methods: Bacteria removal method: Release of nano-e-G ions.

Target: Airborne bacteria, Test results: It is estimated that after three hours of operation the nano-e-G will achieve 2.7 log10 reductions, -1 log10 reduction more, as compared to without nano-e-G.

AIRBORNE

TARGET SUBSTANCE	SUBSTANCE NAME	EFFECTIVENESS	TESTING INSTITUTE	TEST REPORT NO	METHOD	RESULT
PM2.5	Cigarette Smoke (as PM2.5)	99%	FCG Research Institute, Inc	Test Report No. 25034	The AC with nano-e-G was operated in a test room (23m³) and the concentration of PM2.5 was measured by PM2.5 Digital Dust Indicator.	99% removal from the air after 202 minutes of operation.
Bacteria	Staphylococcus aureus (NBRC 12732)	99%	Kitasato Research Center for Environmental Science	KRCES-Bio. Test Report No. 23_0182	The AC with nano-e-G was operated in a test room (25m³) and aerosol was collected and bacterial count was calculated.	99% removal from the air after 150 minutes of operation.
	Escherichia coli phage (eX-174 ATCC 13706-B1)	99%	Kitasato Research Center for Environmental Science	KRCES-Env. Test Report No. 22_0008	The AC with nano-e-G was operated in a test room (25m³) and airborne phages were collected and phage count of the collected air was calculated.	99% removal from the air after 120 minutes of operation.
Virus	Influenza (H1N1) 2009 virus	99%	Kitasato Research Center for Environmental Science	KRCES-Env. Test Report No. 22_0008	nanoe-G was operated in a test chamber (200 Litre) and the phages were collected and phage count of the collected air was calculated.	99% removal from the air after 5 minutes of operation.
		99%	Kitasato Research Center for Environmental Science	KRCES-Env. Test Report No. 22_0008	In view of health hazard associated with spatial distribution of Influenza (H1N1) 2009 virus, nano-e-G removal effectiveness cannot be tested in large test room (25m³). When tested in 200 Litre chamber, nano-e-G was able to decrease Influenza (H1N1) 2009 virus (99%) when it was operated for 5 minutes. Additionally, when tested in larger test room (25m³), nano-e-G can remove 99.5% of Coli phage virus when operated for 120 minutes. It was validated that evaluation on the influenza virus could be speculated from the results on the phage according to the test results in a 200 Litre test chamber. It appeared that the air-conditioners in a larger test room (25m³) would be able to remove the influenza virus as effectively as the phage.	99% removal from the air after 5 minutes of operation.
Mold	Penicillium pinophilum (NBRC 6345)	99%	Kitasato Research Center for Environmental Science	KRCES-Bio. Test Report No. 23_0140	The AC with nano-e-G was operated in a test room (25m³) and aerosol was collected and fungal spores count was calculated.	99% removal from the air after 90 minutes of operation.

Remark: All results are based on specific testing conditions. All tests are not demonstrated under actual usage situation.

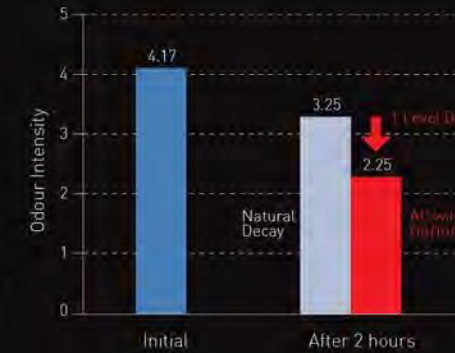
ADHESIVE

ODOUR DEODORISATION: THE ODOUR ADHERED ON THE CURTAINS AND SOFA

Decrease in odour intensity by one level after 2 hours of operation.

Test Subject: Adhesive smell of tobacco smoke
 Test Chamber: 20m³
 Measurement Method: Six-level odour intensity indication method
 Test report No.: 13-1204

Odour Intensity	Degree of Smell
0	No odour
1	Barely able to detect (detection threshold)
2	Able to recognise a smell, but weak (recognition threshold)
3	Easily perceptible
4	Strong
5	Very Strong



ADHESIVE

TARGET SUBSTANCE	SUBSTANCE NAME	EFFECTIVENESS	TESTING INSTITUTE	TEST REPORT NO	METHOD	RESULT
Bacteria	Staphylococcus aureus (NBRC 12732)	99%	Japan Food Research Laboratories	Test Report No. 11047933001-02	The AC with nano-e-G was operated in a test space (10m³) and viable cells were counted by the Pour Plate Method.	99% inactivation after 24 hour operation of nano-e-G. (compared to the original condition/ventilation mode)
Virus	Bacteriophage (Phi X 174 NBRC 103405)	99%	Japan Food Research Laboratories	Test Report No. 11073649001-02	nanoe-G was operated in a test box (90 Litre) and phage infectivity titer was determined by plaque technique.	99% inactivation after 120 minutes operation of nano-e-G. (compared to non-operation)
Mold	Cladosporium cladosporioides (NBRC 6348)	Inhibit Mold Growth	Japan Food Research Laboratories	Test Report No. 11047937001-02	nanoe-G was operated in a test box (1m³) and colonies on the plate were counted.	The growth of the subject was inhibited. (→85% after 7 days)
Odour	Smell of tobacco smoke	Decrease by one level	OMI ODOR-AIR SERVICE Co.Ltd.	Test Report No.13-1204	The AC with nano-e-G was operated in a test room (20m³) and the deodorisation effect on a piece of cloth impregnated with odour components of cigarette smoke was evaluated using six-level odour intensity indication method.	Decrease in odour intensity by one level after 120 minutes of operation.

Remark: All results are based on specific testing conditions. All tests are not demonstrated under actual usage situation.

ADHESIVE

DEACTIVATES
99%*3
 BACTERIA and VIRUSES
 INHIBITS MOLD GROWTH

** Adhesive Deactivation was certified by Japan Food Research Laboratories

- Test Report number : 11047933001-02
Bacteria : Staphylococcus aureus (NBRC 12732)
- Test Report number : 11073649001-02
Virus : Bacteriophage (Phi X 174 NBRC 103405)
- Test Report number : 11047937001-02
Mould : Cladosporium cladosporioides (NBRC 6348)

All results are based on specific testing conditions.
 All tests are not demonstrated under actual usage situation.

ADHESIVE ODOURS

DEODORISES
 ADHESIVE ODOUR
 (TOBACCO SMELL)

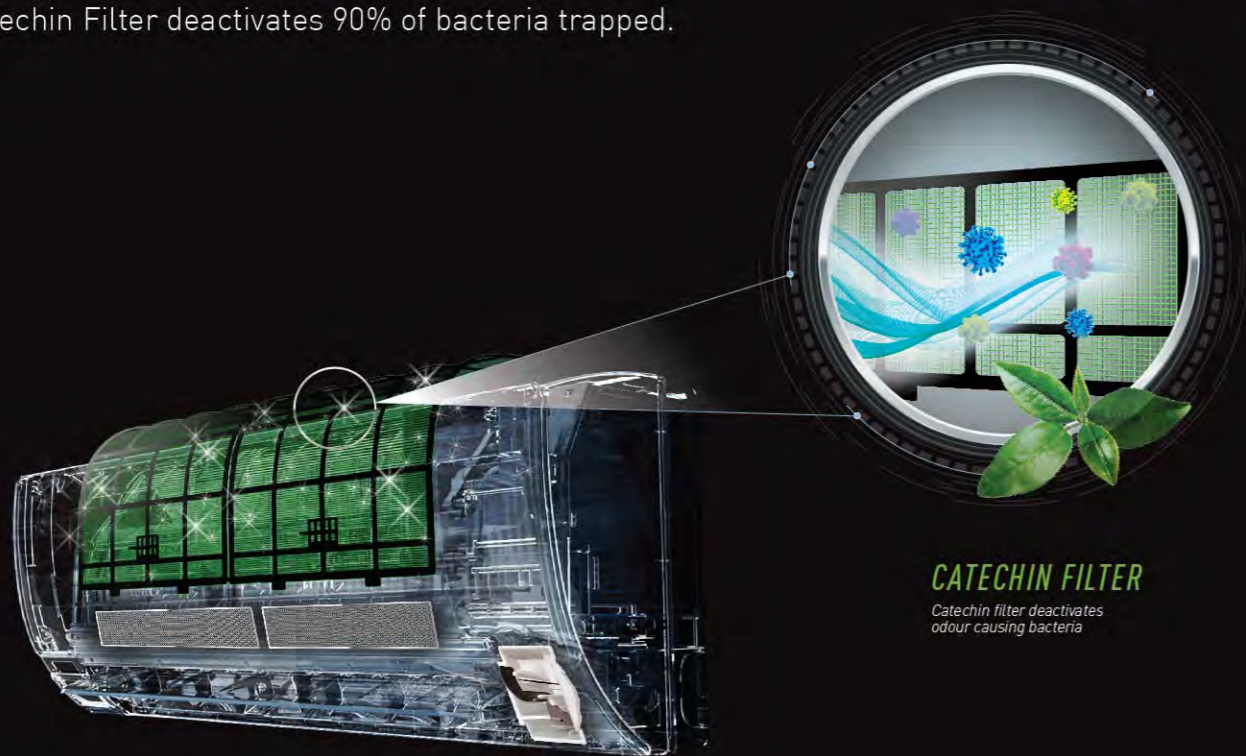
Adhesive odour deodorisation was certified by OMI ODOR-AIR SERVICE Co. Ltd.

- Test Report No. 13-1204
- All results are based on specific testing conditions.
 All tests are not demonstrated under actual usage situation.

PURIFICATION - STAGE 1

CATECHIN FILTER


Catechin Filter deactivates 90% of bacteria trapped.



CATECHIN FILTER
Catechin filter deactivates odour causing bacteria

PURIFICATION - STAGE 2

PM2.5 FILTER



PM 2.5 FILTER
Removes airborne particles smaller than 2.5 micro metres

HOW CATECHIN FILTER WORKS

Effectiveness	Target Substance and Substance Name	Mechanism
<p>DEACTIVATES</p> <p>90%</p> <p>of filter-captured Bacteria *1</p>	<p>*1 Bacteria deactivation was certified by Boken Quality Evaluation Institute (Kinki Head Office). Test Report No. 12213542-1 (Issue date: Aug 10th, 2012) Bacteria: Staphylococcus aureus (NBRC 12732) : Escherichia coli (NBRC 3301)</p>	<p>Bacteria is trapped by the Catechin Filter.</p> <p>Catechin molecules absorb onto the membrane surface of the bacteria.</p> <p>Catechin then deteriorates the molecular structure of the cell membrane and its protective functions, causing the inhibition of bacteria growth.</p>

PM2.5 gives you dust free clean air. It removes up to 85% of PM2.5 in the air.

PM2.5 [Diameter of particle $\leftarrow\leftarrow 2.5\mu\text{m}$] removal rate based on four hours of operation is 85%. This result is based on the International GB/T 18801-2008 standard of room air quality. The data is measured at Shanghai Environmental Products Quality Supervision & Inspection Center on November 4, 2013.

PURIFICATION - STAGE 3

nanoe-G

AIR PURIFICATION

nanoe-G releases 3 trillion fine particles to clean the air in your home environment for a fresh and clean living.

PURIFIES AIR IN YOUR HOME DOWN TO THE SMALLEST DETAIL

1 REMOVAL OF AIRBORNE PARTICLES

nanoe-G can effectively remove up to 99% of PM2.5^{*1} and airborne particles^{*2} such as bacteria, viruses and mold.

2 DEACTIVATION OF ADHESIVE MICRO-ORGANISMS AND DEODORISATION OF ADHESIVE ODOURS

nanoe-G particles are able to deactivate up to 99%^{*3} of bacteria, viruses and inhibit mold growth that settles on surfaces around you. The odours on curtains and sofa are deodorised.

3 IN-FILTER DEACTIVATION


With in-filter deactivation, nanoe-G deactivates 99%^{*4} of bacteria and viruses trapped inside the filter.



3 STAGE PURIFICATION



HOW DOES IN-FILTER DEACTIVATION WORK?



1. POWER "OFF"

The Life-Conditioner has to be turned off first.

Remark:
Main power must be switched on for the entire duration.



2. FAN OPERATION

The fan operation will run automatically for 30 minutes with the flaps slightly open to ensure the internal components are dry and free from condensation.


Remark:
The 30-minute fan operation is only applicable when the unit has been operated in COOL / DRY mode.

Fan Operation : On
Flap : Flaps slightly open
nanoe-G LED : On



3. nanoe-G OPERATION

Natural ion wind spreads nanoe-G particles that are released from the nanoe-G generator.



4. DEACTIVATION EFFECT

nanoe-G deactivates bacteria and viruses that are trapped in the filter within 2 hours.

Fan Operation : Off
Flap : Closed
nanoe-G LED : On

Remark: Depending on the Air Conditioner's accumulated operation time, nanoe-G In-Filter Deactivation may be activated only once a day.

IN-FILTER DEACTIVATION

TARGET SUBSTANCE	SUBSTANCE NAME	EFFECTIVENESS	TESTING INSTITUTE	TEST REPORT NO	METHOD	RESULT
Bacteria	Staphylococcus aureus [NBRC 12732]	99%	Japan Food Research Laboratories	Test Report No. 12037932001	The test piece impregnated with Staphylococcus aureus was placed on the filter of the Air Conditioner indoor unit, and then nanoe-G was operated. After the test piece was collected, viable cells were counted. * test substance was placed on the 4 locations of the filter; upper/lower right and upper/lower left.	99% of deactivation after 2-hour nanoe-G operation.
	Escherichia coli phage [φX-174 ATCC 13706-B1]	99%	Japan Food Research Laboratories	Test Report No. 12014705001	The test piece impregnated with Escherichia coli phage was placed on the filter of the Air Conditioner indoor unit, and then nanoe-G was operated. After the test piece was collected, phage infectivity titer was determined. * test substance was placed on the 4 locations of the filter; upper/lower right and upper/lower left.	99% of deactivation after 2-hour nanoe-G operation.
Virus	Influenza (H1N1) 2009 Virus	Average 90% on filter [The percentage varies from 78.9% to 96.1% depending on its location]	Kitasato Research Center for Environmental Science	KRCES-Virus Test Report No. 24_0013	The test piece impregnated with Influenza (H1N1) 2009 Virus was placed on the filter of the Air Conditioner indoor unit, and then nanoe-G was operated. After the test piece was collected, virus infectivity titer was determined. * test substance was placed on the 4 locations of the filter; upper/lower right and upper/lower left.	Average 90% deactivation after 2-hour nanoe-G operation. [The percentage varies from 78.9% to 96.1%, depending on its location on filter]

Remark: All results are based on specific testing conditions. All tests are not demonstrated under actual usage situation.

IN-FILTER DEACTIVATION

DEACTIVATES
99%*4
BACTERIA and VIRUSES
INHIBITS MOLD GROWTH



DEACTIVATES AVERAGE
90%
INFLUENZA (H1N1) 2009 VIRUS

** In-Filter Deactivation was certified by Japan Food Research Laboratories

- Test Report number : 12037932001
Bacteria : Staphylococcus aureus [NBRC 12732]
- Test Report number : 12014705001
Virus : Escherichia coli phage [φX-174 ATCC 13706-B1]

All results are based on specific testing conditions.
All tests are not demonstrated under actual usage situation.

In-Filter Deactivation was certified by Kitasato Research Center for Environmental Science


- Test Report number : KRCES-Virus Test Report No. 24_0013
Virus : Influenza (H1N1) 2009 Virus

All results are based on specific testing conditions.
All tests are not demonstrated under actual usage situation.



AC+AIR PURIFIER

3 STAGE PURIFICATION




PM 2.5 FILTER

Removes airborne particles smaller than 2.5 micro metres



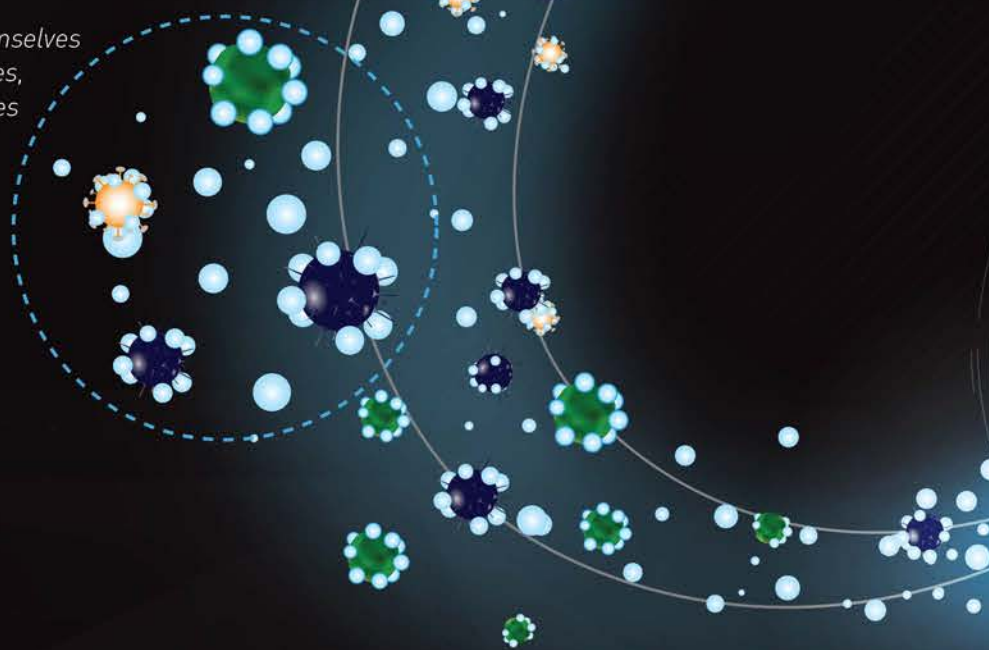
CATECHIN FILTER

Catechin filter deactivates odour causing bacteria



PM2.5, Bacteria & Viruses get deactivated

Ions attach themselves to PM2.5 particles, bacteria & viruses



nanoe-G

Releases 3 trillion ions



NANOE-G PURIFIER

TAP FOR PURE AIR even when cooling is not required

Remark:
* 3 trillion is the simulated number of nanoe-G line particles under the mentioned conditions. Actual measured nanoe-G line particles at the centre of the room [13m³]:100k/cc calculated number of nanoe-G fine particles in the entire room assuming they are evenly distributed.

THE SAFEST REFRIGERANT GAS.

R410 A – the environment friendly gas.



The R 410 A- environment friendly refrigerant contributes to a greener planet as it has no harmful effects on the Ozone layer.


PROVEN CHOICE

The R140 A is a new age generation air conditioner refrigerant. You can be confident that you are using one of the latest and most safe technologies being used in air conditioners throughout the world.

ECO SMART

R410 A is a Hydroflurocarbon that contains only Fluorine and doesn't harm the Ozone layer. Hence, it is a smart choice for all those people who are conscious towards the safety of the environment.





BEAUTIFUL INSIDE BEAUTIFUL OUTSIDE

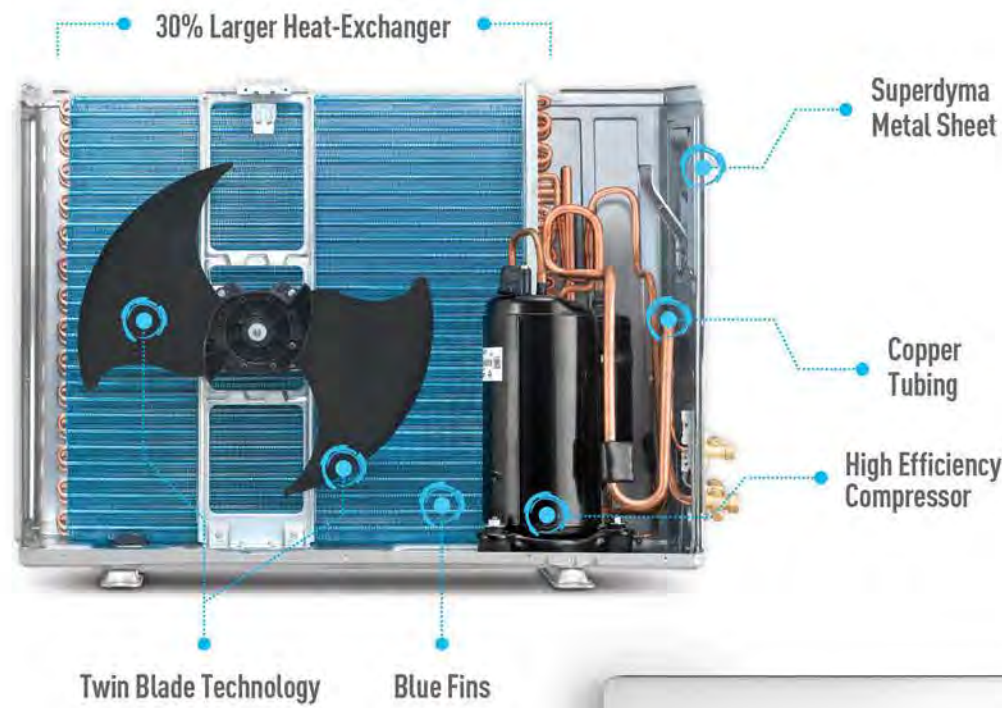
Panasonic Life Conditioner is crafted not just to work efficiently but also look good. The stunning minimalist design is meant to blend in seamlessly with any interior and add that bit of beauty on your walls.

PANASONIC OUTDOOR UNIT ADVANTAGES



The extra large outdoor unit multiplies the overall efficiency of the machine and results in faster cooling through better heat exchange provided by its large size heat exchanger. wide length of the heat exchanger efficiently reduces the temperature of the hot refrigerant gas coming from the indoor unit and improves passive cooling of the refrigerant gas with XXL heat exchanger. The compressor has to work for a lesser time to cool the refrigerant gas to attain the required temperature.

Technology inside



FEATURES	PANASONIC	OTHER BRANDS
Superdyma [®] Metal Sheet	✓	✗
Extra Large [®] Heat Exchanger	✓	✗
Twin Blade [®] Technology	✓	✗
Blue Fin Condenser [®]	✓	✗

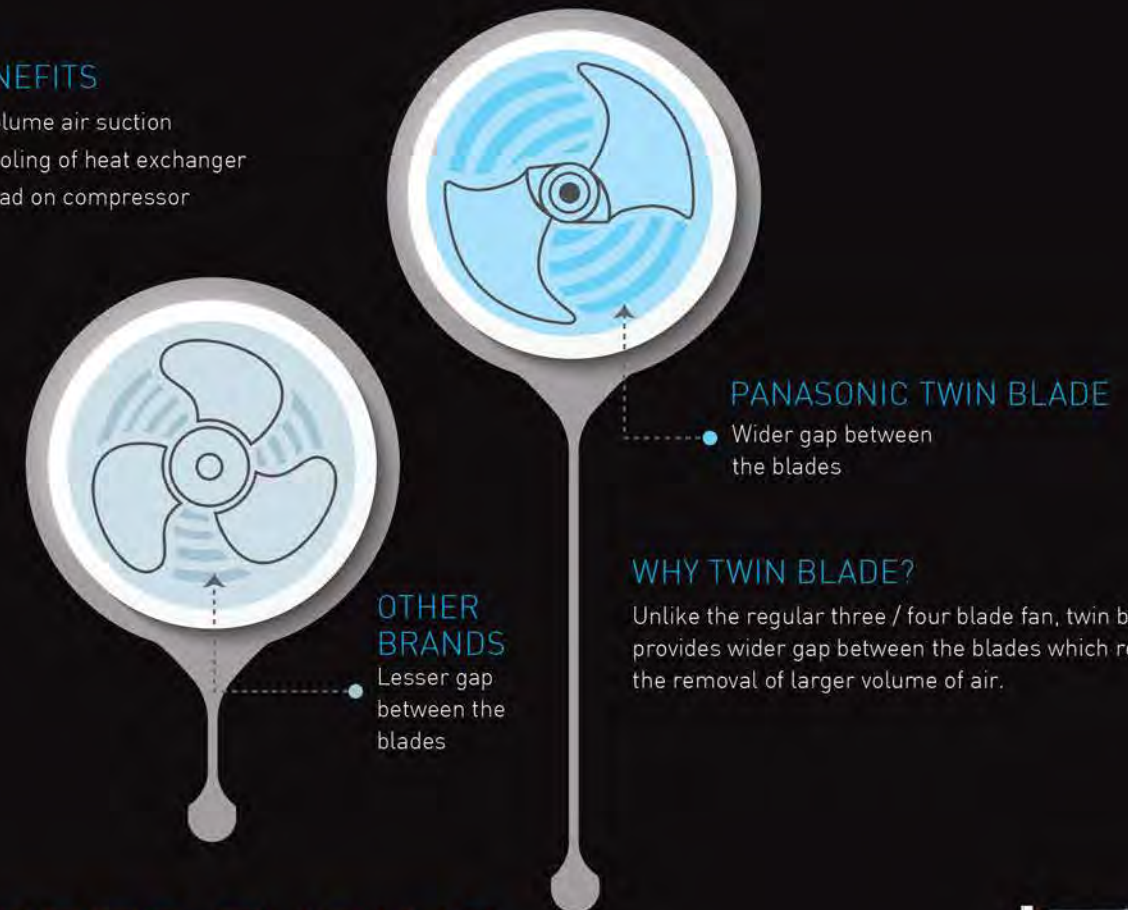
TWIN BLADE*



Panasonic has introduced the revolutionary twin blade technology in the air conditioner outdoor units. The innovative twin blade design accelerates the overall cooling process by ensuring faster suction of air through its heat exchanger.

KEY BENEFITS

- ▶ Higher volume air suction
- ▶ Faster cooling of heat exchanger
- ▶ Lesser load on compressor



COPPER TUBING

The outdoor unit has copper tubing which gives complete protection from corrosion and ensures longer product life.

WHY COPPER?

- Higher corrosion resistance* | Faster heat exchange (Up to 2X faster*)
- High thermal conductivity

SUPERDYMA SHEET*

The external cover of the outdoor unit is made up of Superdyma metal sheet which is highly rust resistant. This makes the outdoor unit rust free and eliminates the need of painting or any other kind of maintenance.


- ▶ Highly rust- resistant
- ▶ Efficiently protects enclosed components
- ▶ Corrosion- free sheet ensuring longer product life



*18C apply. Feature available on select models. For details, Please visit: www.panasonic.com/india/airconditioner

BLUE FIN CONDENSER*

An Air Conditioner's performance depends largely on its condenser, which can take a beating from exposure to salty air, wind, dust and other corrosive factors. At Panasonic we have found a way to extend the life of our condensers, using a layer of our original anti-rust coating. This special coating lets you enjoy more years of reliable comfort plus extra economy over the long run.



ECOTOUGH CASING*

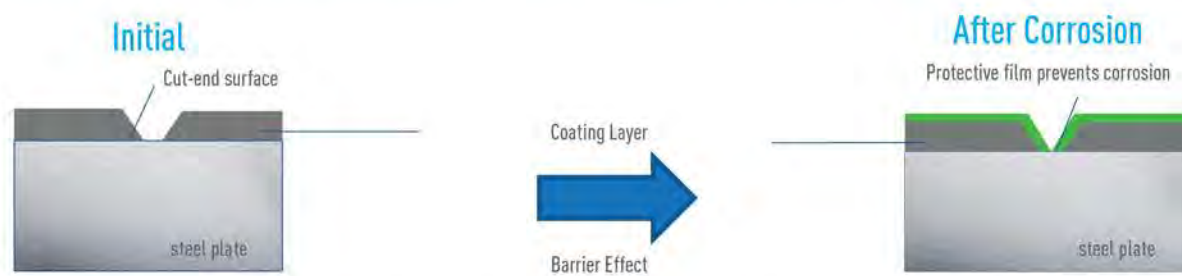
Panasonic 'EcoTough Casing' comes with a highly durable composition of

- Zinc
- Aluminium
- Magnesium
- Silicon

This protective layer of coating works effectively in suppressing the development of corrosion particularly on flat and cut-end surfaces.



BARRIER EFFECT: CORROSION PREVENTIVE MECHANISM ON CUT-END SURFACE



Coating component melts and forms a tight protective film creating 'Barrier Effect'. This provides good corrosion resistant performance by suppressing spread of corrosion on cut-end surfaces.

ENVIRONMENT FRIENDLY

Elimination of paint in EcoTough casing reduces environmental impact.

PANASONIC'S "3 STRENGTHS" HALT CORROSION, DAMAGE AND LEAKAGE.

Strength 1 The materials are different!
A special, corrosion-resistant alloy

The unique material overcomes the weakness of pure aluminium. It offers good corrosion resistance performance as demonstrated by withstanding up to 2400 hours of accelerated salt spray test condition under Test Standard: JIS Z 2371



Strength 2 The structure is different!
An optimum structural design prevents corrosion

Preventing cracks due to impacts

Special resin parts on connecting pipes absorb impacts and vibrations that crack pipes during transport & installation.



Preventing Galvanic Corrosion

Galvanic corrosion caused by directly joining aluminium and copper parts is prevented by joining them with stainless steel and resin parts.



Strength 3 The quality verification is different!
Practical tests are conducted worldwide

Practical tests have been conducted for more than a year in the coastal areas of India and other countries. Durability has been confirmed under extremely harsh installation conditions.



Panasonic Micro Channel Condenser is an ecological and economical choice

- Up to 25% lower weight
- Up to 7% increase in COP
- Up to 45% less refrigerant
- Up to 22% lower volume

*Applicable Models: SC series, KC18-1, KC24, 3 star UC18 & UC24, 2 star UC18 & UC24.

ELITE SERIES



SKY SERIES

VS12TKY | VS18TKY

INVERTER SERIES



TS12SKY | TS18SKY | TS24SKY

SPECIFICATION

PARTICULARS	[50HZ]	CS-VS12TKY	CS-VS18TKY
Cooling Capacity	W	3500(920-4200)	4900(1100-5600)
EER	W/W	3.43(3.54-3.41)	3.16(3.79-3.15)
Electrical Data	Voltage	V	230
	Running Current	A	4.6
	Power Input	W	1020(260-1230)
Moisture Removal	L/h	2.0	2.7
	Pt/h	4.2	5.7
Air Circulation (Indoor/Hi)	m ³ /min	12.0	13.4
	ft ³ /min	425	475
Dimensions	Width	cm	95.0[78.0]
	Depth	cm	28.0[28.9]
	Height	cm	31.8[54.2]
Noise Level	Indoor (H/L/Q-Lo)	[dB-A]	41/27/19
	Outdoor	[dB-A]	48
Net Weight	kg	13[29]	13[34]
	lb	29[64]	29[75]
Refrigerant Pipe Diameter	Liquid Side	cm	Ø0.635
	Gas Side	cm	Ø1.27
Pipe Extension	Chargeless Pipe length	m	7.5
	Maximum Pipe length	m	15
	Maximum Elevation length	m	5
	Additional Refrigerant Gas *	g/m	15
Power Supply		INDOOR	INDOOR

Caution for CS-VS12TKY, CS-VS18TKY (Important) Please do not use copper pipes that are less than 0.06cm in thickness.

* When pipes are not extended from the standard pipe length, the required amount of refrigerant is already in the unit.

*Values are indicative and subject to change

SPECIFICATION


PARTICULARS	[50HZ]	TS12SKY	TS18SKY	TS24SKY	
Cooling Capacity	W	3400(1610-3870)	5100(2290-6010)	6100(2290-6800)	
ISEER		4.76	4.66	4.61	
Electricity Consumption/ Year	kWh	553.02	846.86	1023.33	
Star Rating		5	5	5	
Electrical Data	Voltage	V	230	230	
	Running Current	A	3.8	6.2	7.7
	Power Input	W	820	1350	1690
Moisture Removal	l/h	1.9	2.8	3.3	
	Pt/h	4.0	5.9	7.0	
Air Circulation (Indoor/Hi)	m ³ /min	12.6	17.6	18.5	
	ft ³ /min	445	620	655	
Dimensions (IDU)	Length	cm	87.0 [82.4]	107 [82.4]	107.0 [87.5]
	Breadth	cm	23.6 [29.9]	24.1 [29.9]	24.1 [32.0]
	Height	cm	29.6 [61.9]	29.6 [61.9]	29.6 [75.0]
Noise Level	Indoor (H/L/Q-Lo)	[dB-A]	40/26/23	45/32/29	46/36/33
	Outdoor	[dB-A]	56	57	60
Net Weight	kg	9 [31]	12 [33]	12 [44]	
	lb	20 [68]	26 [73]	26 [97]	
Refrigerant Pipe Diameter	Liquid Side	cm	Ø0.635	Ø0.635	Ø0.635
	Gas Side	cm	Ø1.27	Ø1.588	Ø1.588
Pipe Extension	Chargeless Pipe length	m	7.5	10	10
	Maximum Pipe length	m	15	20	20
	Maximum Elevation length	m	5	15	15
	Additional Refrigerant Gas *	g/m	15	15	20
Power Supply		INDOOR	INDOOR	INDOOR	

Caution for TS12SKY, TS18SKY, TS24SKY (Important) Please do not use copper pipes that are less than 0.06cm in thickness.

* When pipes are not extended from the standard pipe length, the required amount of refrigerant is already in the unit.

*Values are indicative and subject to change

INVERTER SERIES



S12SKY | S18SKY | S24SKY



KS12SKY-1 | KS18SKY-1

SPECIFICATION

PARTICULARS		[50HZ]	S12SKY	S18SKY	S24SKY
Cooling Capacity		W	3500 [920-4000]	5150 [1100-6000]	6000 [1120-6800]
ISEER			5.01	4.66	4.22
Electricity Consumption/ Year		kWh	541	856	1100
Star Rating			5	5	4
Electrical Data	Voltage	V	230	230	230
	Running Current	A	4.0	6.3	7.9
	Power Input	W	870 [230-1100]	1320 [280-1700]	1650 [310-2030]
Moisture Removal	l/h		2.0	2.9	3.3
	Pt/h		4.2	6.1	7.0
Air Circulation (Indoor/Hi)	m ³ /min		12.6	17.6	18.5
	ft ³ /min		445	620	655
Dimensions (IDU)	Length	cm	87.0 [82.4]	107.0 [87.5]	107.0 [87.5]
	Breadth	cm	23.6 [61.9]	24.1 [69.5]	24.1 [69.5]
	Height	cm	29.6 [29.9]	29.6 [32.0]	29.6 [32.0]
Noise Level	Indoor (H/L/Q-Lo)	[dB-A]	40/26/23	45/32/29	46/36/33
	Outdoor	[dB-A]	[49]	[50]	[51]
Net Weight		kg	9 [32]	12 [45]	12 [46]
		lb	20 [71]	26 [99]	26 [101]
Refrigerant Pipe Diameter	Liquid Side	cm	ø 0.635	ø 0.635	ø 0.635
	Gas Side	cm	ø 1.270	ø 1.270	ø 1.588
Pipe Extension	Chargeless Pipe length	m	3	3	3
	Maximum Pipe length	m	15	20	20
	Maximum Elevation length	m	5	15	15
	Additional Refrigerant Gas *	g/m	15	15	20
Power Supply			Indoor	Indoor	Indoor

Caution for CS-S12SKY, CS-S18SKY, CS-S24SKY (Important) Please do not use copper pipes that are less than 0.06cm in thickness.

* When pipes are not extended from the standard pipe length, the required amount of refrigerant is already in the unit.

*Values are indicative and subject to change

SPECIFICATION

PARTICULARS		[50HZ]	KS12SKY-1	KS18SKY-1
Cooling Capacity		W	3400[1610-3870]	5220[2290-6010]
ISEER			4.13	4.14
Electricity Consumption/ Year		kWh	637.00	977.00
Star Rating			4	4
Electrical Data	Voltage	V	230	230
	Running Current	A	4.4	7.4
	Power Input	W	970	1620
Moisture Removal	l/h		1.9	2.8
	Pt/h		4.0	5.9
Air Circulation (Indoor/Hi)	m ³ /min		10.9	17.2
	ft ³ /min		385	605
Dimensions (IDU)	Length	cm	87.0 [78.0]	107.0 [78.0]
	Breadth	cm	20.4 [24.1]	23.5 [24.1]
	Height	cm	29.0 [55.7]	29.0 [55.7]
Noise Level	Indoor (H/L/Q-Lo)	[dB-A]	38/26/24	45/32/30
	Outdoor	[dB-A]	56	57
Net Weight		kg	9 [36]	12 [37]
		lb	20 [79]	26 [82]
Refrigerant Pipe Diameter	Liquid Side	cm	ø0.635	ø0.635
	Gas Side	cm	ø1.27	ø1.27
Pipe Extension	Chargeless Pipe length	m	3	3
	Maximum Pipe length	m	15	15
	Maximum Elevation length	m	5	10
	Additional Refrigerant Gas *	g/m	15	15
Power Supply			INDOOR	INDOOR

Caution for KS12SKY-1, KS18SKY-1 (Important) Please do not use copper pipes that are less than 0.06cm in thickness.

* When pipes are not extended from the standard pipe length, the required amount of refrigerant is already in the unit.

*Values are indicative and subject to change

INVERTER SERIES



PS12SKY | PS18SKY | PS24SKY



US12SKY-1 | US18SKY-1 | US24SKY-1

SPECIFICATION

PARTICULARS	[50HZ]	PS12SKY	PS18SKY	PS24SKY
Cooling Capacity	W	3400(1520-3870)	5100(2200-6010)	6100(2290-6800)
ISEER		3.95	3.92	3.96
Electricity Consumption/ Year	kWh	666.33	1007.86	1191.91
Star Rating		3	3	3
Electrical Data	Voltage	V	230	230
	Running Current	A	4.6	7.8
	Power Input	W	1000	1700
Moisture Removal	l/h	1.9	2.8	3.3
	Pt/h	4.0	5.9	7.0
Air Circulation (Indoor/Hi)	m³/min	12.6	17.6	18.5
	ft³/min	445	620	655
Dimensions (IDU)	Length	cm	87.0 [82.4]	107 [82.4]
	Breadth	cm	23.6 [29.9]	24.1 [29.9]
	Height	cm	29.6 [61.9]	29.6 [61.9]
Noise Level	Indoor (H/L/Q-Lo)	[dB-A]	40/26/23	45/32/29
	Outdoor	[dB-A]	56	56
Net Weight	kg	9 [32]	12 [32]	12 [35]
	lb	20 [71]	26 [71]	26 [77]
Refrigerant Pipe Diameter	Liquid Side	cm	Ø0.635	Ø0.635
	Gas Side	cm	Ø1.27	Ø1.27
Pipe Extension	Chargeless Pipe length	m	7.5	10
	Maximum Pipe length	m	15	20
	Maximum Elevation length	m	5	15
	Additional Refrigerant Gas *	g/m	15	15
Power Supply		INDOOR	INDOOR	INDOOR

Caution for PS12SKY, PS18SKY, PS24SKY (Important) Please do not use copper pipes that are less than 0.06cm in thickness.

* When pipes are not extended from the standard pipe length, the required amount of refrigerant is already in the unit.

*Values are indicative and subject to change

SPECIFICATION

PARTICULARS	[50HZ]	US12SKY-1	US18SKY-1	US24SKY-1
Cooling Capacity	W	3400(1520-3870)	5160(2200-6010)	6000(2290-6800)
ISEER		3.61	3.60	3.67
Electricity Consumption/ Year	kWh	729.00	1110.00	1264.00
Star Rating		3	3	3
Electrical Data	Voltage	V	230	230
	Running Current	A	4.9	8.3
	Power Input	W	1080	1820
Moisture Removal	l/h	1.9	2.8	3.3
	Pt/h	4.0	5.9	7.0
Air Circulation (Indoor/Hi)	m³/min	10.9	17.2	18.1
	ft³/min	385	605	640
Dimensions (IDU)	Length	cm	87.0 [67.2]	107.0 [78.0]
	Breadth	cm	20.4 [24.0]	23.5 [24.1]
	Height	cm	29.0 [52.0]	29.0 [55.7]
Noise Level	Indoor (H/L/Q-Lo)	[dB-A]	38/26/24	45/32/30
	Outdoor	[dB-A]	56	56
Net Weight	kg	9 [34]	12 [37]	12 [40]
	lb	20 [75]	26 [82]	20 [88]
Refrigerant Pipe Diameter	Liquid Side	cm	Ø0.635	Ø0.635
	Gas Side	cm	Ø1.27	Ø1.27
Pipe Extension	Chargeless Pipe length	m	3	3
	Maximum Pipe length	m	15	15
	Maximum Elevation length	m	5	10
	Additional Refrigerant Gas *	g/m	15	15
Power Supply		INDOOR	INDOOR	INDOOR

Caution for US12SKY-1, US18SKY-1, US24SKY-1 (Important) Please do not use copper pipes that are less than 0.06cm in thickness.

* When pipes are not extended from the standard pipe length, the required amount of refrigerant is already in the unit.

*Values are indicative and subject to change

**FIXED
SPEED**



TV12SKY5 | TV18SKY5 | TV24SKY5



SC12SKY5 | SC18SKY5 | SC24SKY5

SPECIFICATION

PARTICULARS	[50HZ]	TV12SKY5	TV18SKY5	TV24SKY5	
Cooling Capacity	W	3520	5275	6160	
Star Rating		5	5	5	
Operating Temp. [°C]		52	52	52	
Electrical Data	Voltage	V	230	230	
	Running Current	A	4.4	6.6	7.8
	Power Input	W	970	1450	1710
Moisture Removal	l/h	1.9	3.0	3.7	
	Pt/h	4.6	6.3	7.8	
Air Circulation (Indoor/Hi)	m ³ /min	11.7	16.0	18.0	
	ft ³ /min	413	565	636	
Dimensions	Length	cm	87.0 [82.4]	107 [82.4]	107 [87.5]
	Breadth	cm	23.6 [29.9]	24.1 [29.9]	24.1 [32.0]
	Height	cm	29.6 [61.9]	29.6 [61.9]	29.6 [75.0]
Noise Level	Indoor [H/L/Q-Lo]	[dB-A]	48/43	48/43	50/43
	Outdoor	[dB-A]	54	58	68
Net Weight		kg	9 [32]	12 [40]	12 [54]
		lb	20 [71]	26 [88]	26 [119]
Refrigerant Pipe Diameter	Liquid Side	cm	Ø0.635	Ø0.635	Ø0.635
	Gas Side	cm	Ø1.27	Ø1.588	Ø1.588
Pipe Extension	Chargeless Pipe Length	m	7.5	7.5	7.5
	Maximum Pipe Length	m	15	15	25
	Maximum Elevation Length	m	5	5	20
	Additional Refrigerant Gas *	g/m	10	20	30
Power Supply		INDOOR	INDOOR	INDOOR	

* When pipes are not extended from the standard pipe length, the required amount of refrigerant is already in the unit.

SPECIFICATION

PARTICULARS	[50HZ]	SC12SKY5	SC18SKY5	SC24SKY5	
Cooling Capacity	W	3520	5250	6160	
Star Rating		5	5	5	
Operating Temp. [°C]*		UP TO 52°	UP TO 52°	UP TO 52°	
Electrical Data	Voltage	V	230	230	230
	Running Current	A	4.4	6.7	7.8
	Power Input	W	975	1460	1710
Moisture Removal	l/h	1.9	3.0	3.7	
	Pt/h	4.6	6.3	7.8	
Air Circulation (Indoor/Hi)	m ³ /min	11.7	16.4	20.3	
	ft ³ /min	413	579	717	
Dimensions	Length	cm	87.0 [82.4]	107 [82.4]	107 [87.5]
	Breadth	cm	20.4 [29.9]	23.6 [29.9]	23.6 [32.0]
	Height	cm	29.0 [61.9]	29.0 [61.9]	29.0 [75.0]
Noise Level	Indoor [H/L/Q-Lo]	[dB-A]	48/43	48/43	50/43
	Outdoor	[dB-A]	54	58	58
Net Weight		kg	9 [34]	12 [42]	12 [51]
		lb	20 [75]	26 [93]	26 [112]
Refrigerant Pipe Diameter	Liquid Side	cm	Ø0.635	Ø0.635	Ø0.635
	Gas Side	cm	Ø1.27	Ø1.588	Ø1.588
Pipe Extension	Chargeless Pipe Length	m	7.5	7.5	7.5
	Maximum Pipe Length	m	15	15	25
	Maximum Elevation Length	m	5	5	20
	Additional Refrigerant Gas *	g/m	10	20	30
Power Supply		INDOOR	INDOOR	INDOOR	

* When pipes are not extended from the standard pipe length, the required amount of refrigerant is already in the unit.

*T&C Apply: Optimum performance is till 46 degree after which once the ambient temperature crosses 46 degree, the performance of machine gets de-rated

**FIXED
SPEED**



KC12SKY5R | KC15SKY5R | KC18SKY5R | KC18SKY5M

SPECIFICATION

PARTICULARS	[50HZ]	KC12SKY5R	KC15SKY5R	KC18SKY5R	KC18SKY5M
Cooling Capacity	W	3520	5250	5250	5250
Star Rating		5	5	5	5
Operating Temp. [°C]*		UP TO 52°	UP TO 52°	UP TO 52°	UP TO 52°
Electrical Data	Voltage	V	230	230	230
	Running Current	A	4.5	6.8	6.8
	Power Input	W	975	1488	1488
Moisture Removal	l/h	1.9	3.0	3.0	3.0
	Pt/h	4.0	6.3	6.3	6.3
Air Circulation (Indoor/Hi)	m3/min	12	16.4	16.4	16.4
	ft3/min	424	579	579	579
Dimensions	Length	cm	87.0 [80.1]	107 [80.1]	107 [80.1]
	Breadth	cm	20.4 [30.0]	23.5 [30.0]	23.5 [30.0]
	Height	cm	29.0 [59.4]	29.0 [59.4]	29.0 [59.4]
Noise Level	Indoor [H/L/Q-Lo]	[dB-A]	48/43	48/43	50/43
	Outdoor	[dB-A]	51	58	54
Net Weight	kg	9 [36]	12 [40]	12 [40]	12 [36]
	lb	20 [79]	26 [88]	26 [88]	26 [79]
Refrigerant Pipe Diameter	Liquid Side	cm	Ø0.635	Ø0.635	Ø0.635
	Gas Side	cm	Ø1.27	Ø1.27	Ø1.27
Pipe Extension	Chargeless Pipe Length	m	7.5	7.5	7.5
	Maximum Pipe Length	m	15	15	15
	Maximum Elevation Length	m	5	5	5
	Additional Refrigerant Gas *	g/m	10	20	20
Power Supply		INDOOR	INDOOR	INDOOR	INDOOR

* When pipes are not extended from the standard pipe length, the required amount of refrigerant is already in the unit.

*T&C Apply: Optimum performance is till 46 degree after which once the ambient temperature crosses 46 degree, the performance of machine gets de-rated



YC12SKY4 | YC18SKY4 | YC24SKY4


SPECIFICATION

PARTICULARS	[50HZ]	YC12SKY4	YC18SKY4	YC24SKY4
Cooling Capacity	W	3460	5150	6160
Star Rating		4	4	4
Operating Temp. [°C]*		UP TO 52°	UP TO 52°	UP TO 52°
Electrical Data	Voltage	V	230	230
	Running Current	A	4.7	7.0
	Power Input	W	1020	1530
Moisture Removal	l/h	1.9	3.0	
	Pt/h	4.6	6.3	
Air Circulation (Indoor/Hi)	m3/min	11.7	16.4	
	ft3/min	413	579	
Dimensions	Length	cm	87.0 [82.4]	
	Breadth	cm	20.4 [29.9]	
	Height	cm	29.0 [61.9]	
Noise Level	Indoor [H/L/Q-Lo]	[dB-A]	48/43	
	Outdoor	[dB-A]	54	
Net Weight	kg	9 [34]	12 [40]	
	lb	20 [75]	26 [88]	
Refrigerant Pipe Diameter	Liquid Side	cm	Ø0.635	
	Gas Side	cm	Ø1.27	
Pipe Extension	Chargeless Pipe Length	m	7.5	
	Maximum Pipe Length	m	15	
	Maximum Elevation Length	m	5	
	Additional Refrigerant Gas *	g/m	10	
Power Supply		INDOOR	INDOOR	

* When pipes are not extended from the standard pipe length, the required amount of refrigerant is already in the unit.

*T&C Apply: Optimum performance is till 46 degree after which once the ambient temperature crosses 46 degree, the performance of machine gets de-rated

FIXED SPEED / **ON** / **OFF**



TV12SKY3 | TV18SKY3 | TV24SKY3

SPECIFICATION

PARTICULARS	[50HZ]	TV12SKY3	TV18SKY3	TV24SKY3
Cooling Capacity	W	3520	5160	6220
Star Rating		3	3	3
Operating Temp. [°C]*		UP TO 52°	UP TO 52°	UP TO 52°
Electrical Data	Voltage	V	230	230
	Running Current	A	4.9	7.3
	Power Input	W	1080	1590
Moisture Removal	l/h	2.2	3.0	3.7
	Pt/h	4.6	6.3	7.8
Air Circulation (Indoor/Hi)	m3/min	11.7	16.0	18.0
	ft3/min	413	565	636
Dimensions	Length	cm	87.0 [82.4]	107 [82.4]
	Breadth	cm	23.6 [29.9]	24.1 [29.9]
	Height	cm	29.6 [61.9]	29.6 [61.9]
Noise Level	Indoor [H/L/Q-Lo]	[dB-A]	48/43	48/43
	Outdoor	[dB-A]	54	58
Net Weight		kg	9 [31]	12 [38]
			lb	20 [68]
Refrigerant Pipe Diameter	Liquid Side	cm	Ø0.635	Ø0.635
	Gas Side	cm	Ø1.27	Ø1.27
Pipe Extension	Chargeless Pipe Length	m	7.5	7.5
	Maximum Pipe Length	m	15	15
	Maximum Elevation Length	m	5	5
	Additional Refrigerant Gas *	g/m	10	20
Power Supply		INDOOR	INDOOR	INDOOR

* When pipes are not extended from the standard pipe length, the required amount of refrigerant is already in the unit.

*T&C Apply: Optimum performance is till 46 degree after which once the ambient temperature crosses 46 degree, the performance of machine gets de-rated



KC12SKY3 | KC18SKY3PR | KC18SKY3PM | KC18SKY3R-1 | KC18SKY3M-1 | KC24SKY3

SPECIFICATION

PARTICULARS	[50HZ]	KC12SKY3	KC18SKY3PR	KC18SKY3PM	KC18SKY3R-1	KC18SKY3M-1	KC24SKY3
Cooling Capacity	W	3460	4990	4990	5100	4990	6300
Star Rating		3	3	3	3	3	3
Operating Temp. [°C]*		UP TO 52°	UP TO 52°	UP TO 52°	-	-	UP TO 52°
Electrical Data	Voltage	V	230	230	230	230	230
	Running Current	A	4.9	7.1	7.1	7.4	7.1
	Power Input	W	1070	1560	1560	1620	1560
Moisture Removal	l/h	1.9	3.0	3.0	3.0	3.0	3.7
	Pt/h	4.0	6.3	6.3	6.3	6.3	7.8
Air Circulation (Indoor/Hi)	m3/min	13.5	16.4	16.4	16.4	14.0	16.5
	ft3/min	477	579	579	579	494	582
Dimensions	Length	cm	87.0 [82.4]	107 [78.0]	87.0 [78.0]	107 [82.4]	87.0 [82.4]
	Breadth	cm	20.4 [29.9]	23.5 [24.1]	20.4 [24.1]	23.5 [29.9]	20.4 [29.9]
	Height	cm	29.0 [61.9]	29.0 [55.7]	29.0 [55.7]	29.0 [61.9]	29.0 [61.9]
Noise Level	Indoor [H/L/Q-Lo]	[dB-A]	48/43	48/43	48/43	48/43	50/42
	Outdoor	[dB-A]	54	58	58	58	58
Net Weight		kg	9 [30]	12 [37]	9 [35]	12 [40]	9 [38]
			lb	20 [66]	26 [82]	20 [77]	26 [88]
Refrigerant Pipe Diameter	Liquid Side	cm	Ø0.635	Ø0.635	Ø0.635	Ø0.635	Ø0.635
	Gas Side	cm	Ø1.27	Ø1.27	Ø1.27	Ø1.27	Ø1.27
Pipe Extension	Chargeless Pipe Length	m	7.5	7.5	7.5	7.5	7.5
	Maximum Pipe Length	m	15	15	15	15	15
	Maximum Elevation Length	m	5	5	5	5	5
	Additional Refrigerant Gas *	g/m	10	20	20	20	20
Power Supply		INDOOR	INDOOR	INDOOR	INDOOR	INDOOR	INDOOR

* When pipes are not extended from the standard pipe length, the required amount of refrigerant is already in the unit.

*T&C Apply: Optimum performance is till 46 degree after which once the ambient temperature crosses 46 degree, the performance of machine gets de-rated

FIXED SPEED / **ON** / **OFF**



UC18SKY3 | UC24SKY3



TC1217YA | TC1817YA



PC1217YA | PC1817YA

SPECIFICATION

PARTICULARS	[50HZ]	UC18SKY3	UC24SKY3
Cooling Capacity	W	5100	6300
Star Rating		3	3
Operating Temp. [°C]*		UP TO 52°	UP TO 52°
Electrical Data	Voltage	V	230
	Running Current	A	7.4
	Power Input	W	1620
Moisture Removal	l/h	3.0	3.7
	Pt/h	6.3	7.8
Air Circulation (Indoor/Hi)	m ³ /min	16.4	18
	ft ³ /min	579	636
Dimensions(IDU)	Length	cm	107 [82.4]
	Breadth	cm	22.0 [29.9]
	Height	cm	29.0 [61.9]
Noise Level	Indoor [H/L/Q-Lo]	[dB-A]	48/43
	Outdoor	[dB-A]	58
Net Weight		kg	12 [39]
			lb
Refrigerant Pipe Diameter	Liquid Side	cm	Ø0.635
	Gas Side	cm	Ø1.27
Pipe Extension	Chargeless Pipe length	m	7.5
	Maximum Pipe length	m	15
	Maximum Elevation length	m	5
	Additional Refrigerant Gas *	g/m	20
Power Supply		INDOOR	INDOOR

* When pipes are not extended from the standard pipe length, the required amount of refrigerant is already in the unit.

*T&C Apply: Optimum performance is till 46 degree after which once the ambient temperature crosses 46 degree, the performance of machine gets de-rated

SPECIFICATION

PARTICULARS	[50HZ]	TC1217YA	TC1817YA	PC1217YA	PC1817YA	
Cooling Capacity	W	3400	4990	3230	4840	
EER	BTU/HW	11.60	11.50	10.30	10.26	
COP	W/W	3.40	3.37	3.02	3.01	
Star Rating		5	5	3	3	
Electrical Data	Voltage	V	230	230	230	
	Running Current	A	4.6	6.8	4.9	7.4
	Power Input	W	1000	1480	1070	1610
Moisture Removal	L/H	3.7	1.9	1.9	3.0	
	PT/H	7.8	4.6	4.6	6.3	
Air Circulation (Indoor/Hi)	M ³ /MIN	11.3	12.7	7.9	11.3	
	FT ³ /MIN	400	450	280	400	
Dimensions	Length	CM	71.0	78.0	62.5	
	Breadth	CM	66.0	66.0	56.0	
	Height	CM	43.0	43.0	37.7	
Noise Level	Indoor [H/L/Q-Lo]	[DB-A]	48/43	56/54	46/42	
	Outdoor	[DB-A]	NA	NA	NA	
Net Weight		KG	53	60	43	
		LB	117	132	95	

MODEL LINE-UP

MODELS

FEATURES

ELITE SERIES



VS12TKY



VS18TKY

RADIANT COOLING
SKYWING

nanoe-G DUST SENSOR
XTRA QUIET



TS12SKY



TS18SKY



TS24SKY

2 STAGE AIR PURIFICATION
TECHIN FILTER + PM 2.5 TWIN FILTER
Kills up to 90% harmful bacteria
Removes up to 85% PM2.5

Blue Fin Condenser
INVERTER
POWERFUL mode



S12SKY



S18SKY



S24SKY

nanoe-G 99% Pure air
INVERTER
Auto X
ECONAVI DUAL SENSOR
TOUGH AC

INVERTER SERIES



KS12SKY-1



KS18SKY-1

TECHIN FILTER
Kills up to 90% harmful bacteria
INVERTER
Blue Fin Condenser



PS12SKY



PS18SKY



PS24SKY

2 STAGE AIR PURIFICATION
TECHIN FILTER + PM 2.5 TWIN FILTER
Kills up to 90% harmful bacteria
Removes up to 85% PM2.5

Blue Fin Condenser
INVERTER
POWERFUL mode



US12SKY-1



US18SKY-1





















































US24SKY-1

2 STAGE AIR PURIFICATION
TECHIN FILTER + PM 2.5 TWIN FILTER
Kills up to 90% harmful bacteria
Removes up to 85% PM2.5

Blue Fin Condenser
INVERTER

*Values are only indicative as of now.

MODEL LINE-UP

	MODELS			FEATURES
5 STAR FIXED SPEED	 TV12SKY5	 TV18SKY5	 TV24SKY5	2 STAGE AIR PURIFICATION  +  Kills up to 90% harmful bacteria Removes up to 85% PM2.5   TOUGH AC
	 SC12SKY5	 SC18SKY5	 SC24SKY5	3 STAGE AIR PURIFICATION  +  +  Kills up to 90% harmful bacteria Removes up to 85% PM2.5 99% Pure air  FIRE RETARDANT
	 KC12SKY5R	 KC15SKY5R	 KC18SKY5R KC15SKY5M*	2 STAGE AIR PURIFICATION  +  Kills up to 90% harmful bacteria Removes up to 85% PM2.5  POWERFUL MODE <small>*Available in MCC Condensor</small>
4 STAR FIXED SPEED	 YC12SKY4	 YC18SKY4	 YC24SKY4	3 STAGE AIR PURIFICATION  +  +  Kills up to 90% harmful bacteria Removes up to 85% PM2.5 99% Pure air 
3 STAR FIXED SPEED	 TV12SKY3	 TV18SKY3	 TV24SKY3	2 STAGE AIR PURIFICATION  +  Kills up to 90% harmful bacteria Removes up to 85% PM2.5  TOUGH AC
	 KC12SKY3	 KC18SKY3PR KC18SKY3PM**	 KC24SKY3	2 STAGE AIR PURIFICATION  +  Kills up to 90% harmful bacteria Removes up to 85% PM2.5  <small>**Available in MCC Condensor. Available in KC12SKY3</small>
	 KC18SKY3R-1	 KC18SKY3M-1*		3 STAGE AIR PURIFICATION  +  +  Kills up to 90% harmful bacteria Removes up to 85% PM2.5 99% Pure air  <small>*Available in MCC Condensor with two stage air-purification</small>
	 UC18SKY3	 UC24SKY3		2 STAGE AIR PURIFICATION  +  Kills up to 90% harmful bacteria Removes up to 85% PM2.5  FIRE RETARDANT

*Values are only indicative as of now.

FEATURE COMPARISON

ELITE SERIES

INVERTER SERIES

5 STAR FIXED SPEED

4 STAR FIXED SPEED

3 STAR FIXED SPEED



PARTICULARS	VS12TKY VS18TKY	TS12SKY TS18SKY TS24SKY	S12SKY S18SKY S24SKY	KS12SKY-1 KS18SKY-1	PS12SKY PS18SKY PS24SKY	US12SKY-1 US18SKY-1 US24SKY-1	TV12SKY5 TV18SKY5 TV24SKY5	SC12SKY5 SC18SKY5 SC24SKY5	KC12SKY5R KC15SKY5R KC18SKY5R KC18SKY5M	YC12SKY4 YC18SKY4 YC24SKY4	TV12SKY3 TV18SKY3 TV24SKY3	KC12SKY3 KC18SKY3PR KC18SKY3PM KC18SKY3R-1 KC18SKY3M-1 KC24SKY3	UC18SKY3 UC24SKY3
Cleaner Air													
NANO-E	0	0						0		0			
PM 2.5			0					0		0			
PM 2.5 Twin Filter				0	0	0	0	0	0	0	0	0	0
Catch Filter			0	0	0	0	0	0	0	0	0	0	0
Air Purification Mode								0		0			
Odour-Removing Function								0	0	0		0	0
Removable, Washable Panel	0	0	0	0	0	0	0	0	0	0	0	0	0
Clean Mode			0			0							
Comfort													
iAuto-X		0											
iAUTO													
ECONAVI Dual Sensor		0											
ECONAVI Mono Sensor													
Temperature Wave		0											
AUTOCOMFORT - Dual Sensor		0											
AUTOCOMFORT - Mono Sensor													
Inverter Control	0	0	0	0	0	0							
Quiet Mode	0	0	0	0	0	0	0				0		
Powerful mode	0		0	0	0	0	0	0	0	0	0	0	0
Soft Dry Operation mode		0									0	0	0
31 ft Airflow		"0 [S18/S24]"											
Wide & long air flow vane													
Personal Airflow Creation	0	0		0	0		0				0		
Airflow Direction Control (Up and Down)	0	0	0	0	0	0	0	0	0	0	0	0	0
Manual Horizontal Airflow Direction Control								0	0	0	0	0	0
Automatic Operation Mode (Cooling)	0	0		0	0		0	0	0	0	0	0	0
Temperature Indicator			0			0		0	0	0		0	
Inverter Power Display													
Sleep Mode	0	0	0	0	0	0	0	0	0	0	0	0	0
Hot Start Control													
Eco Mode	0		0	0	0	0							
Convenience													
24 Hour Dual ON & OFF Real Setting Timer		0											
24 Hour ON & OFF Real Timer	0		0	0	0	0	0	0	0	0	0	0	0
12 Hours ON/OFF													0
LCD Wireless remote controller	0	0	0	0	0	0	0	0	0	0	0	0	0
Random Auto Restart (32 Restart Patterns)		0							0	0		0	0
Blue Fin Condenser	0	0	0	0	0	0	0	0	KC12SKY5R, KC18SKY5R	0	0	KC12SKY3R, KC18SKY3R	0 [UC12SKY3/UC18SKY3/UC18SKY3R/UC24SKY3]
Micro Channel Condenser									KC18SKY5M			KC18SKY3M	0 [UC18SKY3M]
Long Piping (Number indicate the maximum pipe length)	15m	"15m [S12] 20m [S18/S24]"	15m	15m	15m	15m	15m	15m [SC12] 25m [SC18/SC24]	15m	15m	15m	15m	15m
Self Diagnostic Function	0	0		0	0						0		
52°C									0				
Eco Tough Casing	0			0	0		0	0	0	0	0	0 [KC12SKY3]	0 [UC12SKY3/UC18SKY3]