






Controllers

A wide variety of control options to meet the requirements of different applications.

OPERATION SYSTEM	INDIVIDUAL CONTROL SYSTEMS				
Requirements	Simplified high-spec operation	High-spec operation	Normal operation	Operation from anywhere in the room	Normal operation
External appearance					
Type, model name	Simplified high-spec Wired Remote Controller CZ-RTC6 CZ-RTC6BL CZ-RTC6BLW	Deluxe Wired Remote Controller CZ-RTC5B	Timer Remote Controller (Wired) CZ-RTC4	Wireless Remote Controller Controller: CZ-RWS3 Receiver: CZ-RWRU3 CZ-RWRL3 CZ-RWRD3 CZ-RWRT3 CZ-RWRC3	Wired Remote Controller CZ-RD52CP
Built-in thermostat	●	●	●	—	—
nanoe™ X on/off control *not applies to Floor Console	●	●	—	●	—
ECONAVI on/off control	●	●	●	●	—
Number of indoor units which can be controlled	1 group, 8 units	1 group, 8 units	1 group, 8 units	1 group, 8 units	1 unit
Use limitations	<ul style="list-style-type: none"> • CZ-RTC6BL : Up to 2 controllers can be connected per group(no combination possible with CZ-RTC6BL or CZ-RTC6BLW) • CZ-RTC6BLW :Up to 1 controller can be connected per group 	<ul style="list-style-type: none"> • Up to 2 controllers can be connected per group (When using ECONAVI sensor, only one remote controller is possible to connect at indoor unit) 	<ul style="list-style-type: none"> • Up to 2 controllers can be connected per group. (When using ECONAVI sensor, only one remote controller is possible to connect at indoor unit) 	<ul style="list-style-type: none"> • Up to 2 controllers can be connected per group. 	<ul style="list-style-type: none"> • Only 1 controller for 1 indoor unit.
Function ON/OFF	●	●	●	●	●
Mode setting	●	●	●	●	●
Fan speed setting	●	●	●	●	●
Temperature setting	●	●	●	●	●
Air flow direction	●	●	●	●*1	●
Permit/Prohibit switching	—	—	—	—	—
Weekly program	●*2	●	●	—	—

*1 Setting is not possible when a remote controller unit is present (use the remote controller for setting).

*2 CZ-RTC6BL with H&C Control App, CZ-RTC6BLW with H&C Control App or Comfort Cloud App.

Note: Product images not to scale.

Next Generation Control Solutions



WLAN Control



Smart Cloud Control



BMS Plug & Play

Note: Additional accessories or devices are required. Please consult Panasonic for details.


CENTRALISED CONTROL SYSTEMS			SMART CONTROL SYSTEMS		
Operation with various function from centre station	Only ON/OFF operation from centre station	Simplified load distribution ratio (LDR) for each tenant Touch screen panel	Connection with 3rd Party Controller	Cloud connectivity, operation from anywhere	Schneider Electric room controller
			Seri-Para I/O unit for outdoor unit 		
System Controller	ON/OFF Controller	Intelligent Controller	CZ-CAPDC2	WLAN Smart Adaptor Comfort Cloud App	PAC smart connectivity+
CZ-64ESMC3	CZ-ANC3	CZ-256ESMC3 (CZ-CFUNC2)	Interface adaptor 	CZ-TACG1 / CZ-CAPWFC1	SER8150 (room controller)
—	—	—	CZ-CAPC3	●	●
—	—	—	Seri-Para I/O unit for each indoor unit 	●	—
●	—	●	CZ-CAPBC2	●	—
64 groups, max. 64 units	16 groups, max. 64 units	64 units x 4 links, max. 256 units	Communication Adaptor 	1 adaptor : 1 group, 8 units. Multiple adaptors for each indoor units : 200 units(10 location x 20 units)	1 group, 8 units
<ul style="list-style-type: none"> Up to 10 controllers, can be connected to one system. Main unit/sub unit (1 main unit + 1 sub unit) connection is possible. Use without remote controller is possible. 	<ul style="list-style-type: none"> Up to 8 controllers (4 main units + 4 sub units) can be connected to one system. Use without remote controller is impossible. 	<ul style="list-style-type: none"> A communication adaptor (CZ-CFUNC2) must be installed for three or more links. 	CZ-CFUNC2	<ul style="list-style-type: none"> Mobile device, free App and internet router is required separately. Wired remote controller (master) required. 	<ul style="list-style-type: none"> Comparing to RTC5B, up to 1 controller can be connected per IDU. Wired to R1/R2. VRF and PAC(S-link) model only.
●	●	●	LonWorks Interface 	●	●
●	—	●	CZ-CLNC2	●	●
●	—	●		●	●
●	—	●		●	●
● ⁺¹	—	● ⁺¹		●	●
●	●	●		—	—
●	—	●		●	—

**Simplified high-spec
wired remote controller**
(CZ-RTC6 / CZ-RTC6BL / CZ-RTC6BLW)



Dimensions
H 86 x W 86 x
D 25mm

**Deluxe wired remote controller
(CZ-RTC5B)**



Dimensions
H 120 x W 120 x
D 16 mm



	CZ-RTC6	CZ-RTC6BL(W) + H&C CONTROL APP	CZ-RTC5B
Energy Saving			
ECONAVI on/off	●	●	●
Temperature Auto Return	—	● ^{*1}	●
Temperature Setting range	—	● ^{*1}	●
Auto Shutoff	—	● ^{*1}	●
Schedule peak cut	—	● ^{*1}	●
Repeat off timer	—	● ^{*1}	●
Basic Operation			
Individual Louver Control(Lock individual flap for for 4-WAY cassette)	—	● ^{*1}	●
ON/OFF timer	—	● ^{*1}	●
Weekly timer	—	● ^{*1}	●
Filter information	● ^{*2}	● ^{*1*2}	● ^{*2}
Outing function	●	●	●
Quiet operation mode	—	● ^{*1*2}	● ^{*2}
Power consumption monitor	—	● ^{*1*2}	● ^{*2}
Energy saving	—	● ^{*1*2}	● ^{*2}
initial settings	—	—	●
Ventilation	—	● ^{*1}	●
nanoe™X	● ^{*2}	● ^{*1*2}	● ^{*2}
Maintenance Function			
Outdoor unit error data	—	—	—
Service Contact address	—	● ^{*1}	—
RC setting mode	●	●	●
Test run	●	●	●
Sensor information	● ^{*2}	● ^{*2}	● ^{*2}
Service check	●	●	●
Simple/Detailed Settings	●	●	●
Auto address	●	● ^{*3}	●
Initial Settings			
Rotation operation	—	● ^{*1}	●
Backup operation	—	● ^{*1}	●
Support operation	—	● ^{*1}	●

^{*1} Only with H&C Control App ^{*2} Subject to the connected model ^{*3} Only with remote controller operation
Note: Product images not to scale.