


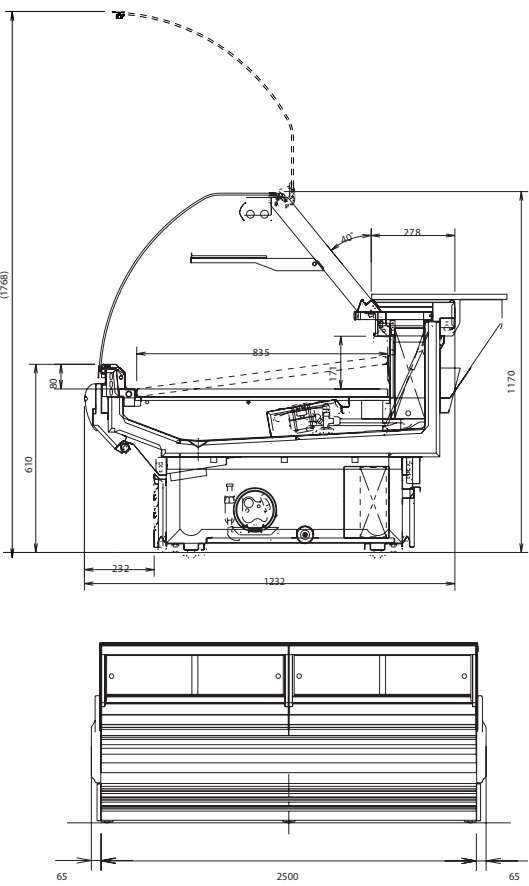
Built in Showcase

Temp -2~ +2

FEM-DB8G FAM-BD8G



Product Number	Length	side panel
FAM-BD6 G	6ft	FAM-BEG (common)
FAM-BD8 G	8ft	FAM-BEGC (luxury)
FAM-BD12 G	12ft	FAM-BAEG (neutral)




The Built-in Showcase looks the same as the Split unit. The built-in unit has the compressor located in the base eliminating the need for running refrigeration lines to a remote compressor. The built-in unit is easy to move for cleaning or relocation.

Lift-up Showcase

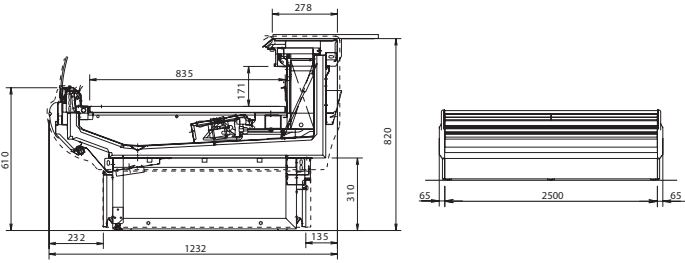
Temp -2~ +2°C

FAM-DJ8



FA M-DB6
FA M-DB8
FA M-DB2

Product Number	Length	side panel
FA M-DB 6	6feet	FAM-DE(common)
FA M-DB 8	8feet	FAM-DAE(luxury)
FA M-DB 2	12feet	FAM-DEC(neutral)



Product Feature

Effective Display



1. Display Lighting uses a double-ray lamp, with imported famous brand, selected colors, correct level of brightness, which makes the display more appealing.
2. Moisture-proof motor is the standard configuration, which reduces the possibility of condensation forming on the arc glass and assures the display effectiveness by preventing the condensation from dripping on the floor creating a safety hazard.

Attractive appearance




The overall appearance of FAM series products is attractive and pleasing , with curved shapes, coordinated color matching, pleasing appearance, heavy duty guardrail made of a scuff resistant material, high impact-resisting construction, with an eye pleasing appearance.. The showcase lengths complies with global standards. 1900mm (6 feet), 2500mm(8 feet), 3750mm(10 feet).

Optional side panel



FAM-DAEG



FAM-DEG

Deluxe - whole figuration already applied patent

Common

There are all several selections of end panels including the common and Deluxe type. The Deluxe type encases the whole showcase, the panel shapes are compact, vivid and beautiful.