Panasonic®

- Please read the Installation Instructions carefully before installing the unit, and the Operating Instructions before using it.
- Specifications are subject to change without prior notice.
- The contents of this catalogue are accurate as of September 2021.
- Due to printing considerations, the actual colours may vary slightly from those shown.
- All graphics are provided merely for the purpose of illustrating a point.

Do not add or replace refrigerant other than the specified type. Manufacturer is not responsible for damage or deterioration in safety due to usage of other refrigerant.

Authorized Dealer

Panasonic Customer Care Center

Ortigas Avenue Extension, Taytay, Rizal, 1920 Philippines
Hotline : (02)8-706-7603
PLDT Toll Free : 1800-10-7262782
GLOBE Toll Free : 1800-82-934357
Email : pmpc_csdcic@ph.panasonic.com
SMS (Text only) : TYPE Panasonic<space>message and send to
Globe/TM subscribers : 21584703
SMART, SUN, TNT subscribers : 225654703
Fax : (02)8-706-7612
Facebook : Panasonic Philippines
Official Website : https://www.panasonic.com/ph

Panasonic Heating & Cooling Solutions

Global site : aircon.panasonic.com
PRO Club : panasonicproclub.global
Panasonic HVAC Global

AC-PHP-C-21

Panasonic

PANASONIC AIR CONDITIONERS 2024 / 2025

Residential Air conditioners

nanoe™ X technology

Packaged Air conditioners

VRF Air conditioners

24-hour nanoeX Protection | nanoeX | INVERTER | CONEX | Panasonic Comfort Cloud App | iAuto-X INTELLIGENT · DYNAMIC · COOL | HUMIDITY SENSOR

QUALITY AIR FOR LIFE

24-HOUR PROTECTION

with nanoe™ X + Comfort Cloud

Your health starts with you at home from the outside world. nanoe™ X with hydroxyl radicals contained in water helps families to ensure constantly clean and safe indoor environments by inhibiting bacteria, viruses, mould and other pollutants while deodorising for clean and fresh air.

Choose Panasonic air conditioners equipped with nanoe™ X and stay connected by downloading the Panasonic Comfort Cloud App* to manage your air conditioners with one device.



nanoeX
(Air Purification)

+

Panasonic
Comfort Cloud App
(Air Connectivity)

*A router with Internet connection is required to connect your air conditioner with the Panasonic Comfort Cloud App. The CZ-TACG1 accessory is required for PREMIUM INVERTER (3.0HP), DELUXE INVERTER and STANDARD INVERTER (1.0HP-2.5HP). Built-in Wireless LAN is only available for PREMIUM INVERTER (1.0HP-2.5HP).

For more information on comfort cloud, please refer to page 14.

Stay Safe Indoors with 24-Hour nanoe™ X Air Protection[1]

nanoe™ X technology with the benefits of hydroxyl radicals can effectively inhibit adhered and airborne pollutants, and reduce odours. You can switch ON nanoe™ X mode with the air conditioning operation ON or OFF to actively clean your air when you are at home or operate independently when you are away from home.

nanoe™ X mode operates on low energy consumption and requires no maintenance – thanks to the titanium-made nanoe™ X device. nanoe™ X keeps you and your family safe indoors with 24-hour active air protection.

nanoeX

Switch nanoe™ X mode ON to inhibit pollutants and deodorise while you're away.

Provides a cleaner and comfortable space for you and your loved ones.

*Energy consumption may vary depending on models.

Smartify Your Air Conditioner Anytime, Anywhere

Take control of single or multiple air conditioning units wherever you are. Purify your home with the Panasonic Comfort Cloud App on your mobile device on-the-move.

Purify On-The-Go

Switch on nanoe™ X mode without cooling while away from home.

Control Single or Multiple Units

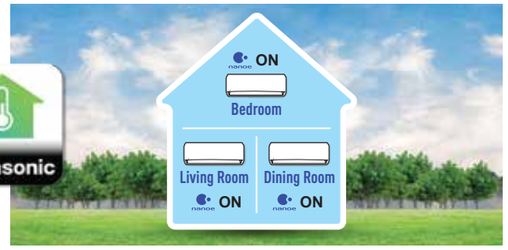

Convenience to monitor and manage the air conditioners with one mobile device.

[1] The nanoe™ X mode can be run independently from cooling mode, and needs to be ON for the 24-hour air purification to function.

nanoe™ X TECHNOLOGY

24-hour nanoeX Protection

nanoeX Clean 'n Care function

Scan to know more

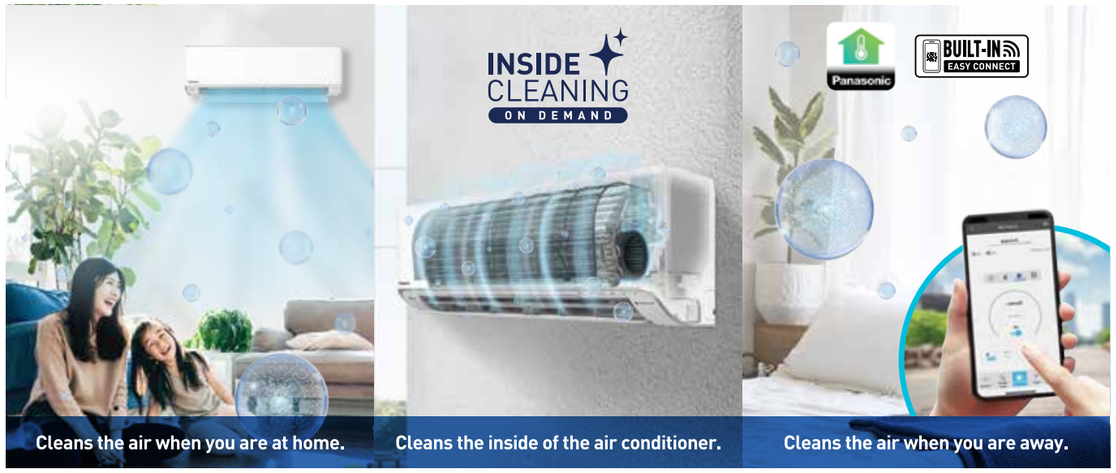

High Efficiency of nanoe X Generator Mark 3

nanoe™ X technology with mark 3 generator contains 100 times more hydroxyl radicals compared to nanoe™. This helps to effectively inhibit pollutants and deodorise odours at a faster pace.

4x Faster in deodorisation vs nanoe X Generator Mark 2

Require time to reduce odour in 1.7 levels*1

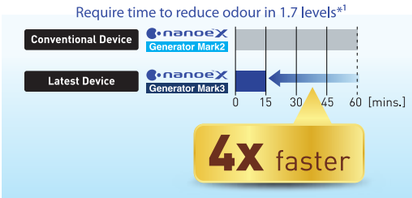

7 Effects of nanoe™ X

Inhibits 5 Types of Pollutants

nanoe™ X effectively deodorises and inhibits pollutants **in air and on surfaces***2

*1 nanoe X Generator Mark 2- •Testing organisation: Panasonic Product Analysis Center •Test subject: Adhered nonenal (Body odour) •Test volume: Approx. 24m³ laboratory •Test result: Odour intensity reduced by 1.7 levels in 60 minutes •Report No.: Y18HM059 (Difference in odour intensity from the blank is greater than 1.7 and the time until odour intensity is less than 2.6)
nanoe X Generator Mark 3- •Testing organisation: Panasonic Product Analysis Center •Test subject: Adhered nonenal (Body odour) •Test volume: Approx. 24m³ laboratory •Test result: Odour intensity reduced by 1.9 level in 15 minutes •Report No.: H21HM005-1
*2 For more details on nanoe™ X test report, you can visit https://www.panasonic.com/ph/nanoe/all/verification/evidence.html

Inside Cleaning On Demand

Newly improved inside cleaning on demand provides the convenience to activate this function on a need basis. Inside cleaning works inside of an indoor unit by removing moisture, and releases nanoe™ X to inhibit various pollutants. Improved cross flow fan with anti-dust coating prevents dust adherence.



1. Filter
2. Evaporator
3. Air Outlet
4. Cross Flow Fan

INSIDE CLEANING ON DEMAND

By Remote Controller or Comfort Cloud App:

Turn off the AC and press the nanoe™ X button for more than 3 seconds to activate inside cleaning.

Turn off the AC and tap the 'Inside Clean' icon in Panasonic Comfort Cloud App to activate inside cleaning.

Effectiveness of Inside Cleaning

Filter, Evaporator, Air Outlet — Proven nanoe™ X inhibition on: Mould*3, Bacteria*4, Viruses*4

Cross Flow Fan — Without coating: Adhered dust; Anti-Dust Cross Flow Fan: Maintain cleanliness

The amount of dust may change depending on the usage frequency and environment. Anti-dust cross flow fan is available for PREMIUM INVERTER.

Notes: (1) Air filter routine maintenance is required to ensure optimal performance.
(2) Illustrations of app screens may differ from the actual screen appearance.

*3 •Test Organisation: Laboratory for mold prediction •Test Subject: Mould (Aspergillus penicillioides K-712) •Test Result: Mould germination and growth from spores are inhibited inside the indoor unit under the inside cleaning operation •Test Report No: 220207 •nanoe™ X effectiveness on mould inhibition is applicable to PREMIUM INVERTER only.
*4 •Testing Organisation: Protectea,Ltd •Test Subject: Bacteria (Escherichia coli NBRC3301) and Virus (Escherichia coli NBRC320012) •Test Result: 99% inhibited (compared to non-operation) •Test Report No: PR190803 (Filter & Evaporator); PR191102 (Air Outlet)
*Inside Cleaning On Demand function is applicable to PREMIUM INVERTER and DELUXE INVERTER.

COMFORT CLOUD APP

Connect & Control Your AC Anywhere, Anytime with Comfort Cloud App

Control multiple air conditioners in one location or multiple locations when you are away from home.

Panasonic Comfort Cloud App

Download on the App Store

GET IT ON Google Play

Scan to know more



Benefits of Panasonic Comfort Cloud App

The application offers one-stop control for all your air conditioners to suit your needs and preferences.

Monitor Energy Consumption

View the energy consumption of individual units by comparing the usage patterns daily, weekly, monthly, and yearly.

Purify Your Home with nanoe™ X

Switch on nanoe™ X mode with cooling OFF/ON to enjoy a clean and fresh home with your loved ones.

nanoe™ X Simulation

See the nanoe™ X coverage in your space through a simulation.

- Pre-Cool Your Space
- Weekly Timer
- Error Notifications
- Multi-Unit Control

Secured & Easier Setup with Advanced Scan Connectivity**

The advanced built-in Wi-Fi setup enables easier and faster connection to Panasonic Comfort Cloud App by scanning the QR code.

BUILT-IN EASY CONNECT

**Complied with internal cybersecurity guidelines based on cybersecurity trends and the regulations of each country. The advanced built-in Wi-Fi setup applicable to PREMIUM INVERTER, DELUXE INVERTER and STANDARD INVERTER model.
Note: The Bluetooth® word mark and logos are registered trademarks owned by Bluetooth SIG, Inc. and any use of such marks by Panasonic is under license. Other trademarks and trade names are those of their respective owners.

Scan the QR code to enable easier Wi-Fi connectivity to the air conditioner

(Requires 2.4GHz frequency band)

nanoe-G

Remove Dust Particles (PM2.5)

Effective in removing 99%*1 of dust particles, nanoe-G releases negative ions to capture dust particles sized as small as PM2.5, carrying them back to the filter to provide a clean and pristine living space.

nanoe-G

*1 •Testing Organisation: FCG Research Institute, Inc. •Test Subject: Cigarette smoke (as PM2.5) •Test Volume: 23m³ •Test Result: Removed by 99% (compared to the initial concentration) •Test Report No: 25034

Moisturises Skin and Hair

Without nanoe™ X

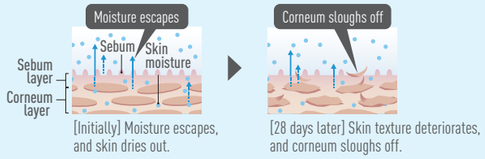

Without nanoe™ X

nanoe™ X water particles help to achieve proper moisture balance, resulting in smooth, hydrated skin and hair[3].

How nanoe™ X works

Maintain skin moisture

[Initially] nanoe™ X combines with natural sebum to coat the skin.

[28 days later] Leads to smooth, well hydrated skin.

Maintain straighter, smoother hair



nanoe-G

Effective in removing 99% of dust particles[4], nanoe-G releases negative ions to capture dust particles sized as small as PM2.5, carrying them back to the filter to provide a clean and pristine living space.

Dust Removal (PM2.5)

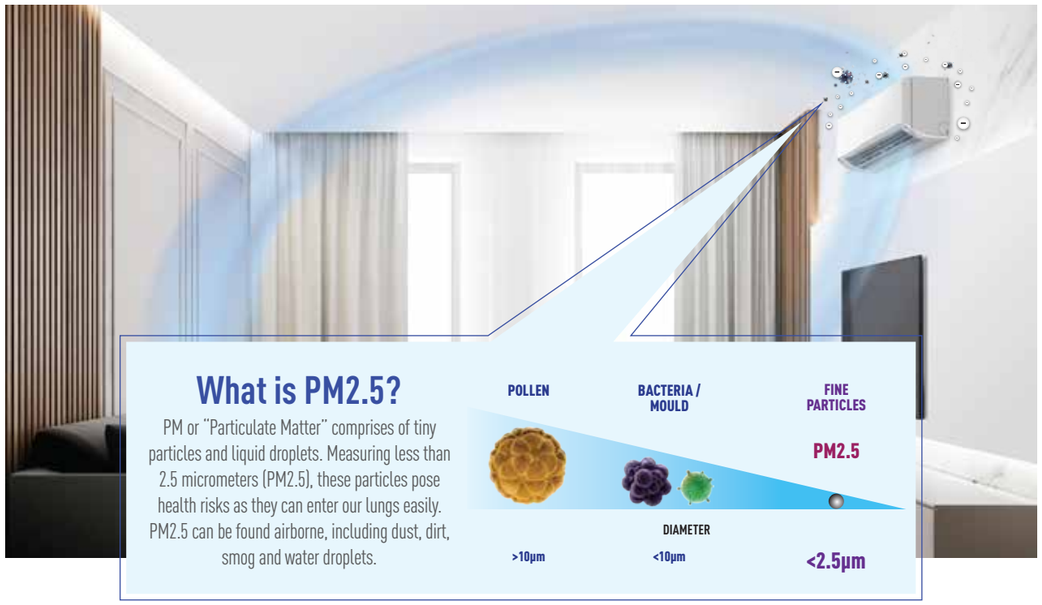

How nanoe-G works



nanoe-G ion generator releases negative ions.

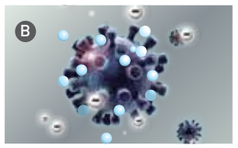

Negative ions attach to dust particles.



These particles are being carried back and trapped at the filter.

[1] Please refer to page 57 [2] Please refer to page 58 [3] Please refer to page 63 [4] Please refer to page 65

Better Living with Energy-Saving and Eco-Friendly Technologies

Achieve **high 5-star rating** on energy efficiency for better savings.

Inverter Technology

Panasonic's Inverter air conditioners integrate DC motor to offer better performance in terms of energy efficiency, quiet operation and wide output range. Inverter technology minimises temperature fluctuation to save energy without compromising comfort.

Great Energy Savings
Varying the speed of the compressor according to temperature changes with the aim to minimise temperature fluctuations so you can enjoy energy savings and cooling comfort.

Quiet Operation
Smooth operation and lower noise as low as 19dB(A)*.

*Applicable to PREMIUM INVERTER (1.0HP - 1.5HP).

Wide Output Range
Balance comfort level depending on the number of occupants in a room.

INVERTER

Scan to know more

High Cooling Seasonal Performance Factor (CSPF)

Panasonic air conditioners have a high Cooling Seasonal Performance Factor - a more realistic energy efficiency measurement based on the customer's actual environment of use over an entire year.

CSPF

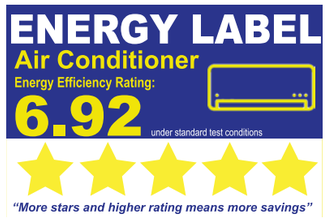

Intelligently Balances Energy Savings and Comfort

Every room in the house has a different temperature and it varies throughout the day. ECO mode with A.I. learns and judges the optimal ECO level to provide a good balance between cooling comfort and energy savings.

AI ECO

* Comparison of ECO Mode & normal mode by using 1.5HP INVERTER model.

Humidity Control for Better Comfort

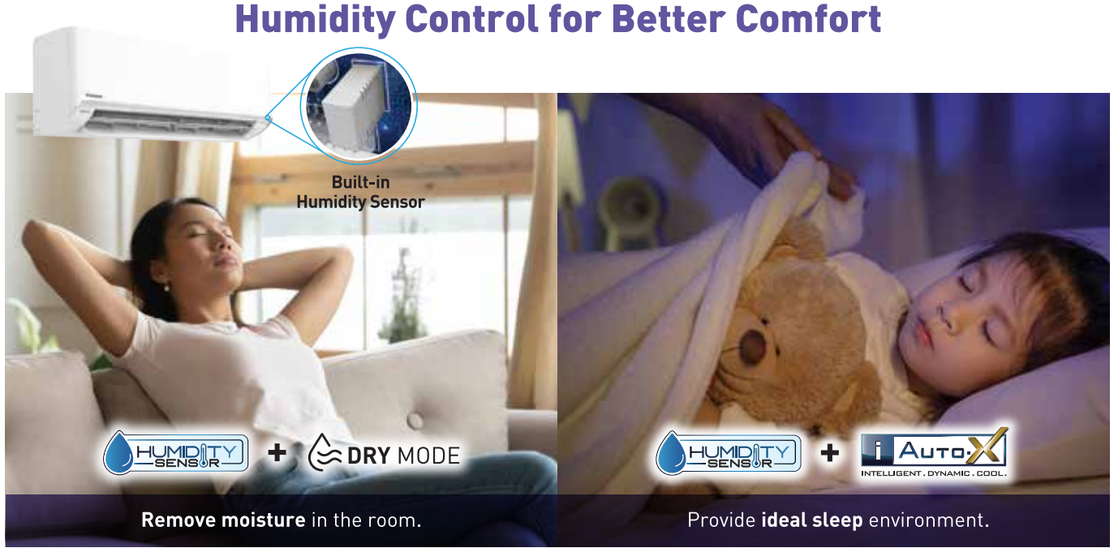

Humidity Control with Humidity Sensor + Dry Mode

Dry Mode operates together with built-in Humidity Sensor, helping the air conditioner to receive accurate room humidity situation data to efficiently reduce and adjust the humidity level to below 55%, removing excess moisture in the room while preventing overcooling.

HUMIDITY SENSOR + DRY MODE

Benefits of Panasonic Air Conditioner with Humidity Sensor + Dry Mode

When Do You Need It?

- High humidity but room temperature isn't hot
- Raining weather where there is damp smell in the room
- Living in an area with high humidity

Comfort without Overcooling
Constantly monitors and adjusts relative humidity to below 55%, and temperature to avoid overcooling.

Reduces Dampness
Air stays fresh with no damp smell in the room.

Protects Household
Prevents growth of mould by removing excess moisture from the air.

Humidity Control with Humidity Sensor + iAUTO-X

Air conditioner with iAUTO-X and Humidity Sensor constantly monitors and adjusts relative humidity level to below 60% to ensure a balanced cooling sensation by reducing heat for an optimal cooling comfort.

HUMIDITY SENSOR + iAUTO-X INTELLIGENT . DYNAMIC . COOL.

**Built-in Humidity Sensor is available for PREMIUM INVERTER model.



Air conditioner with iAUTO-X and Humidity Sensor controls relative humidity to below 60% for a restful sleep through the night.

Comfort Cooling with AEROWINGS and Big Flap

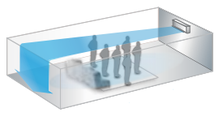

Stronger and longer airflow up to 15 meters*.
AEROWINGS

Directs cool air across the room.
BIG FLAP

*Tested based on PREMIUM INVERTER.

Faster Cooling with iAUTO-X and POWERFUL Mode

iAUTO-X Operation

iAUTO-X provides stronger and faster cooling using Panasonic Thermal Enhancement Technology (P-TECh), enabling the compressor to achieve maximum frequency quickly from start-up.

iAUTO-X INTELLIGENT . DYNAMIC . COOL.

Scan to know more

25%* COOLER FASTER

iAUTO-X



Concentrated airflow cools instantly. Room is evenly cooled.

Uniqueness of iAUTO-X

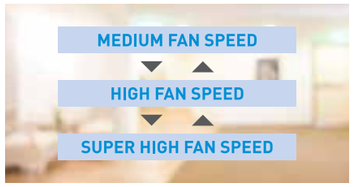

Automatic Fan Speed
iAUTO-X automatically switches fan speed depending on the temperature difference between the room and the set temperature.

Automatic Flap Control
After reaching the set temperature, the flap moves upwards automatically to perform shower cooling.

Reactivate iAUTO-X
Second press on the iAUTO-X button reactivates faster cooling, even if the number of people in the room increases.

*Comparison of iAUTO-X Mode & normal COOL mode by using 1.5HP PREMIUM INVERTER model.
**Applicable to PREMIUM INVERTER model.

POWERFUL Cooling

POWERFUL Mode cools your room faster by 18%* during start-up to bring you cooling comfort instantly on a hot day.

Scan to know more

POWERFUL

*Comparison of POWERFUL Cool Mode & normal cool mode by using 1.5HP Inverter Model. 18% faster cooling is applicable to DELUXE INVERTER and STANDARD INVERTER (1.0HP - 3.0HP).

Shower Cooling
Shower airflow spreads fast, cool and concentrated air across room and to the wall, then showers down gently.

Fast Cooling
AEROWINGS twin flaps direct concentrated airflow downwards to cool you rapidly.

15 Meters Long Air Distance with The Improved New AEROWINGS[1]

Evolving to provide fast and cooling comfort, the New AEROWINGS incorporates two independently controlled flaps to cool the room in the shortest time possible with a bigger cross flow fan (105mm) and flap (103mm), improving the ability to lift air speed efficiently.



The new AEROWINGS provides longer airflow up to 15 meters with increased airflow by 10% and air speed by 20%[2].

1. **2 Independent Motors**
   Control the Sub-Flap and Bigger Outer Flap separately.
2. **Sub-Flap**
   Compresses and concentrates cool air.
3. **Bigger Outer Flap (103mm)**
   Helps to deliver airflow further.

[1] Applicable to PREMIUM INVERTER (1.0HP-2.5HP) only. [2] Compared to previous PREMIUM model (1.5HP)

Easy Breezy Installation & Servicing

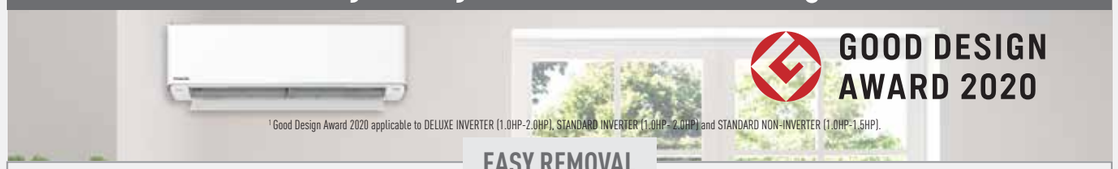

[1] Good Design Award 2020 applicable to DELUXE INVERTER (1.0HP-2.0HP), STANDARD INVERTER (1.0HP-2.0HP) and STANDARD NON-INVERTER (1.0HP-1.5HP).

EASY REMOVAL

User-friendly slider locks

Easy to lock & unlock the front grille.

One-piece front grille

Makes installation & servicing easier when dismantling or assembling.

Simple steps for circuit board (PCB) removal

Remove control board cover.

Disconnect all the connectors.

Pull out main PCB, screw-free design makes it easy to remove PCB.

EASY ACCESS

Built-in support holders

Built-in support holder makes it easy to securely hold the indoor unit against the wall.

Piping storage



180mm bigger piping space improves work efficiency during installation and servicing.

Easy access to drain hose and piping

More open working spaces provide easy view and unobstructed access to setup drain hose and piping.

Easy wire insertion and connection

Single wire insert tunnel with wider opening provides front visibility plus easy wire insertion and connection.

NEAT INSTALLATION

Stronger installation plate

Stronger & more solid installation plate which provides more stability to better support indoor units.

Screw holders for uneven surfaces

Ensures indoor units fit well on the wall without any gaps.

RESIDENTIAL AIR CONDITIONING SYSTEM

PRODUCT LINE-UP

XU PREMIUM INVERTER	NEW 1.0HP - 3.0HP	nanoeX Generator Mark3 · INSIDE CLEANING ON DEMAND · BUILT-IN EASY CONNECT · Comfort Cloud App HUMIDITY SENSOR + DRY MODE · HUMIDITY SENSOR + iAUTO-X nanoe-G · AEROWINGS · AI ECO
RU DELUXE INVERTER	NEW 1.0HP - 2.5HP	nanoeX Generator Mark2 · INSIDE CLEANING ON DEMAND · BUILT-IN EASY CONNECT · Comfort Cloud App AEROWINGS · nanoe-G POWERFUL · AI ECO
PU STANDARD INVERTER	NEW 1.0HP - 3.0HP	BUILT-IN EASY CONNECT · Comfort Cloud App · BIG FLAP (CS-PU9/12/18AKQ) AEROWINGS (CS-PU24/30AKQ) · POWERFUL · AI ECO
PU STANDARD INVERTER	4.0HP	POWERFUL
PN STANDARD NON-INVERTER	1.0HP - 2.5HP	BIG FLAP (CS-PN9/12XKQ) · AEROWINGS (CS-PN18/24XKQ) POWERFUL

FEATURES EXPLANATION

Cleaner Air

nanoeX — nanoe™ X effectively deodorises and inhibits various pollutants for a fresher and cleaner space.

INSIDE CLEANING ON DEMAND — Inside cleaning works inside of an indoor unit by removing moisture, and releases nanoe™ X to inhibit various pollutants.

nanoe-G — nanoe-G effectively removes up to 99% of PM2.5.

Convenience

Comfort Cloud App — Provides convenience to connect and control the air conditioner anywhere, anytime.

Comfort

HUMIDITY SENSOR + DRY MODE — Air conditioner with Humidity Sensor and Dry Mode helps to remove excess moisture in the room while preventing overcooling.

HUMIDITY SENSOR + iAUTO-X — Air conditioner with Humidity Sensor and iAUTO-X mode helps to provide an ideal sleep environment.

POWERFUL — POWERFUL Mode cools your room faster for instant cooling comfort.

AEROWINGS — Further and faster airflow across the room using 2 flaps.

BIG FLAP — Big bottom flap directs cool air across the room.

Energy Efficiency

INVERTER — Varies the rotation speed of the compressor for higher energy saving.

AI ECO — Auto-adjusts the optimal ECO level based on the heat load conditions and air conditioning cooling capacity.

PREMIUM INVERTER Single-Split Type

CS-XU9AKQ | CS-XU12AKQ

CS-XU18AKQ | CS-XU24AKQ

CS-XU30AKQ

Wireless (Standard)

Wired CZ-RD514C (Optional)

BUILT-IN EASY CONNECT

nanoeX Generator Mark3 · INSIDE CLEANING ON DEMAND · nanoe-G · Comfort Cloud App · HUMIDITY SENSOR + DRY MODE · HUMIDITY SENSOR + iAUTO-X · AEROWINGS · AI ECO INVERTER

MODEL	INDOOR UNIT (60Hz)		CS-XU9AKQ	CS-XU12AKQ	CS-XU18AKQ	CS-XU24AKQ	CS-XU30AKQ
	OUTDOOR UNIT		CU-XU9AKQ	CU-XU12AKQ	CU-XU18AKQ	CU-XU24AKQ	CU-XU30AKQ
Cooling Capacity	(min-max)	kW	2.55 (0.92-3.20)	3.50 (1.02-4.20)	5.30 (1.10-6.21)	6.10 (1.12-7.18)	8.20 (1.30-10.00)
	(min-max)	kJ/h	9,180 (3,310-11,520)	12,600 (3,670-15,120)	19,080 (3,960-22,360)	21,960 (4,030-25,850)	29,520 (4,680-36,000)
EER	(min-max)	kJ/hW	14.34 (14.71-13.09)	14.00 (14.12-12.81)	15.14 (15.84-13.15)	14.17 (16.12-12.61)	12.83 (13.00-11.25)
CSPF		W/W	6.26 (5★)	6.53 (5★)	6.92 (5★)	6.81 (5★)	5.70 (5★)
Electrical Data	Voltage	V	230	230	230	230	230
	Current	A	3.1	4.1	5.7	6.9	10.2
	Power Input (min-max)	W	640 (225-880)	900 (260-1,180)	1,260 (250-1,700)	1,550 (250-2,050)	2,300 (360-3,200)
Moisture Removal		L/h (Pt/h)	1.6 (3.4)	2.0 (4.2)	2.9 (6.1)	3.4 (7.2)	4.8 (10.1)
Air Circulation	Indoor	m^3/min (ft^3/min)	11.8 (415)	12.5 (440)	18.7 (660)	19.2 (680)	22.2 (785)
	Outdoor	m^3/min (ft^3/min)	27.6 (970)	30.9 (1,090)	34.9 (1,230)	46.3 (1,635)	45.9 (1,620)
Noise Level	Indoor (H / L / Q-Lo)	dB (A)	38/26/19	40/28/19	44/32/27	45/34/28	47/37/34
	Outdoor (H)	dB (A)	47	48	50	51	53
Unit Dimension-Installed Condition Indoor (Outdoor)	Height	mm	295 (511)	295 (542)	295 (619)	295 (695)	309 (695)
		inch	11-5/8 (20-1/8)	11-5/8 (21-11/32)	11-5/8 (24-3/8)	11-5/8 (27-3/8)	12-3/16 (27-3/8)
	Width	mm	870 (650)	870 (780)	1,040 (824)	1,040 (875)	1,212 (875)
		inch	34-9/32 (25-19/32)	34-9/32 (30-23/32)	40-31/32 (32-15/32)	40-31/32 (34-15/32)	47-23/32 (34-15/32)
	Depth	mm	229 (230)	229 (289)	244 (299)	244 (320)	269 (320)
		inch	9-1/32 (9-1/16)	9-1/32 (11-13/32)	9-5/8 (11-25/32)	9-5/8 (12-5/8)	10-19/32 (12-5/8)
Packaging Dimension-Stacking Condition Indoor (Outdoor)	Height	mm	289 (582)	289 (607)	314 (684)	314 (761)	352 (761)
		inch	11-13/32 (22-15/16)	11-13/32 (23-29/32)	12-3/8 (26-15/16)	12-3/8 (29-31/32)	13-7/8 (29-31/32)
	Width	mm	952 (793)	952 (900)	1,148 (967)	1,148 (1,049)	1,300 (1,049)
		inch	37-1/2 (31-1/4)	37-1/2 (35-7/16)	45-7/32 (38-3/32)	45-7/32 (41-5/16)	51-3/16 (41-5/16)
	Depth	mm	383 (356)	383 (405)	383 (425)	383 (460)	403 (460)
		inch	15-3/32 (14-1/32)	15-3/32 (15-31/32)	15-3/32 (16-3/4)	15-3/32 (18-1/8)	15-7/8 (18-1/8)
Net Weight	Indoor / Outdoor	kg (lb)	10 (22) / 17 (37)	10 (22) / 22 (49)	12 (26) / 31 (68)	12 (26) / 38 (84)	16 (35) / 43 (95)
Gross Weight	Indoor / Outdoor	kg (lb)	12 (26) / 19 (42)	12 (26) / 25 (55)	14 (31) / 34 (75)	14 (31) / 42 (93)	19 (42) / 47 (104)
Refrigerant Pipe Diameter	Liquid Side	mm	ø 6.35	ø 6.35	ø 6.35	ø 6.35	ø 6.35
		inch	1/4	1/4	1/4	1/4	1/4
	Gas Side	mm	ø 9.52	ø 9.52	ø 12.70	ø 12.70	ø 15.88
		inch	3/8	3/8	1/2	1/2	5/8
Pipe Extension	Chargeless Pipe Length	m	7.5	7.5	10.0	10.0	10.0
	Maximum Pipe Length	m	20	20	30	30	30
	Maximum Elevation Length	m	15	15	20	20	20
	Additional Refrigerant Gas*	g/m	10	10	15	15	25
Power Supply			Outdoor	Outdoor	Outdoor	Outdoor	Outdoor

*When pipes are not extended from the chargeless pipe length, the required amount of refrigerant is already in the unit.

OUTDOOR UNIT

BLUE FIN CONDENSER

R32 REFRIGERANT

CU-XU9AKQ

CU-XU12AKQ

CU-XU18AKQ

CU-XU24AKQ
CU-XU30AKQ

Single-Split Type DELUXE INVERTER

CS-RU9AKQ | CS-RU12AKQ | CS-RU18AKQ

CS-RU24AKQ

Wireless
(Standard)

Wired
CZ-RD514C
(Optional)

BUILT-IN EASY CONNECT

Wireless
(Standard)

Wired
CZ-RD514C
(Optional)

BUILT-IN EASY CONNECT

nanoeX Generator Mark2 | INSIDE CLEANING ON DEMAND | nanoe-G | Panasonic Comfort Cloud App | AEROWINGS | POWERFUL | AI ECO INVERTER

MODEL	INDOOR UNIT (60Hz)		CS-RU9AKQ	CS-RU12AKQ	CS-RU18AKQ	CS-RU24AKQ
	OUTDOOR UNIT		CU-RU9AKQ	CU-RU12AKQ	CU-RU18AKQ	CU-RU24AKQ
Cooling Capacity	(min-max)	kW	2.65 (0.90-3.40)	3.52 (1.02-4.10)	5.20 (1.10-5.60)	6.25 (1.12-7.18)
	(min-max)	kJ/h	9,540 (3,240-12,240)	12,670 (3,670-14,760)	18,720 (3,960-20,160)	22,500 (4,030-25,850)
EER	(min-max)	kJ/hW	12.72 (14.40-11.88)	12.30 (13.35-11.71)	10.95 (13.66-10.90)	12.50 (16.12-12.43)
CSPF		W/W	5.36 (5★)	5.37 (5★)	5.28 (5★)	6.11 (5★)
Electrical Data	Voltage	V	230	230	230	230
	Current	A	3.6	4.6	7.5	7.9
	Power Input (min-max)	W	750 (225-1,030)	1,030 (275-1,260)	1,710 (290-1,850)	1,800 (250-2,080)
Moisture Removal		L/h (Pt/h)	1.6 (3.4)	2.0 (4.2)	2.9 (6.1)	3.5 (7.4)
Air Circulation	Indoor	m^3/min (ft^3/min)	10.3 (365)	11.0 (390)	12.6 (445)	19.9 (700)
	Outdoor	m^3/min (ft^3/min)	26.7 (940)	30.6 (1,080)	39.3 (1,390)	34.9 (1,230)
Noise Level	Indoor (H / L / Q-Lo)	dB (A)	36/26/21	38/28/21	44/34/28	45/34/29
	Outdoor (H)	dB (A)	47	48	51	51
Unit Dimension-Installed Condition Indoor (Outdoor)	Height	mm	290 (511)	290 (542)	290 (619)	295 (619)
		inch	11-7/16 (20-1/8)	11-7/16 (21-11/32)	11-7/16 (24-3/8)	11-5/8 (24-3/8)
	Width	mm	765 (650)	765 (780)	765 (824)	1,060 (824)
		inch	30-1/8 (25-19/32)	30-1/8 (30-23/32)	30-1/8 (32-15/32)	41-3/4 (32-15/32)
	Depth	mm	214 (230)	214 (289)	214 (299)	249 (299)
		inch	8-7/16 (9-1/16)	8-7/16 (11-13/32)	8-7/16 (11-25/32)	9-13/16 (11-25/32)
Packaging Dimension-Stacking Condition Indoor (Outdoor)	Height	mm	266 (582)	266 (607)	266 (684)	314 (684)
		inch	10-1/2 (22-15/16)	10-1/2 (23-29/32)	10-1/2 (26-15/16)	12-3/8 (26-15/16)
	Width	mm	847 (793)	847 (900)	847 (967)	1,168 (967)
		inch	33-3/8 (31-1/4)	33-3/8 (35-7/16)	33-3/8 (38-3/32)	46 (38-3/32)
	Depth	mm	373 (356)	373 (405)	373 (425)	383 (425)
		inch	14-11/16 (14-1/32)	14-11/16 (15-31/32)	14-11/16 (16-3/4)	15-3/32 (16-3/4)
Net Weight	Indoor / Outdoor	kg (lb)	8 (18) / 18 (40)	8 (18) / 22 (49)	9 (20) / 29 (64)	12 (26) / 32 (71)
Gross Weight	Indoor / Outdoor	kg (lb)	9 (20) / 20 (44)	9 (20) / 25 (55)	10 (22) / 32 (71)	15 (33) / 35 (77)
Refrigerant Pipe Diameter	Liquid Side	mm	ø 6.35	ø 6.35	ø 6.35	ø 6.35
		inch	1/4	1/4	1/4	1/4
	Gas Side	mm	ø 9.52	ø 9.52	ø 12.70	ø 12.70
		inch	3/8	3/8	1/2	1/2
Pipe Extension	Chargeless Pipe Length	m	7.5	7.5	10.0	10.0
	Maximum Pipe Length	m	20	20	30	30
	Maximum Elevation Length	m	15	15	20	20
	Additional Refrigerant Gas*	g/m	10	10	15	15
Power Supply			Outdoor	Outdoor	Outdoor	Outdoor

*When pipes are not extended from the chargeless pipe length, the required amount of refrigerant is already in the unit.

OUTDOOR UNIT

BLUE FIN CONDENSER

R32 REFRIGERANT

CU-RU9AKQ

CU-RU12AKQ

CU-RU18AKQ
CU-RU24AKQ

STANDARD INVERTER Single-Split Type

CS-PU9AKQ | CS-PU12AKQ | CS-PU18AKQ

CS-PU24AKQ

CS-PU30AKQ

Wireless
(Standard)

Wired
CZ-RD514C
(Optional)

BUILT-IN EASY CONNECT

Wireless
(Standard)

Wired
CZ-RD514C
(Optional)

BUILT-IN EASY CONNECT

Panasonic Comfort Cloud App | BIG FLAP (CS-PU9/12/18AKQ) | AEROWINGS (CS-PU24/30AKQ) | POWERFUL | AI ECO INVERTER

MODEL	INDOOR UNIT (60Hz)		CS-PU9AKQ	CS-PU12AKQ	CS-PU18AKQ	CS-PU24AKQ	CS-PU30AKQ
	OUTDOOR UNIT		CU-RU9AKQ	CU-RU12AKQ	CU-RU18AKQ	CU-RU24AKQ	CU-XU30AKQ
Cooling Capacity	(min-max)	kW	2.65 (0.90-3.40)	3.52 (1.02-4.10)	5.20 (1.10-5.60)	6.25 (1.12-7.18)	8.20 (1.30-10.00)
	(min-max)	kJ/h	9,540 (3,240-12,240)	12,670 (3,670-14,760)	18,720 (3,960-20,160)	22,500 (4,030-25,850)	29,520 (4,680-36,000)
EER	(min-max)	kJ/hW	12.72 (14.40-11.88)	12.30 (13.35-11.71)	10.95 (13.66-10.90)	12.50 (16.12-12.43)	12.83 (13.00-11.25)
CSPF		W/W	5.36 (5★)	5.37 (5★)	5.28 (5★)	6.11 (5★)	5.70 (5★)
Electrical Data	Voltage	V	230	230	230	230	230
	Current	A	3.6	4.6	7.5	7.9	10.2
	Power Input (min-max)	W	750 (225-1,030)	1,030 (275-1,260)	1,710 (290-1,850)	1,800 (250-2,080)	2,300 (360-3,200)
Moisture Removal		L/h (Pt/h)	1.6 (3.4)	2.0 (4.2)	2.9 (6.1)	3.5 (7.4)	4.8 (10.1)
Air Circulation	Indoor	m^3/min (ft^3/min)	10.3 (365)	11.0 (390)	12.6 (445)	19.9 (700)	22.2 (785)
	Outdoor	m^3/min (ft^3/min)	26.7 (940)	30.6 (1,080)	39.3 (1,390)	34.9 (1,230)	45.9 (1,620)
Noise Level	Indoor (H / L / Q-Lo)	dB (A)	36/26/21	38/28/21	44/34/28	45/34/29	47/37/34
	Outdoor (H)	dB (A)	47	48	51	51	53
Unit Dimension-Installed Condition Indoor (Outdoor)	Height	mm	290 (511)	290 (542)	290 (619)	295 (619)	309 (695)
		inch	11-7/16 (20-1/8)	11-7/16 (21-11/32)	11-7/16 (24-3/8)	11-5/8 (24-3/8)	12-3/16 (27-3/8)
	Width	mm	765 (650)	765 (780)	765 (824)	1,060 (824)	1,212 (875)
		inch	30-1/8 (25-19/32)	30-1/8 (30-23/32)	30-1/8 (32-15/32)	41-3/4 (32-15/32)	47-23/32 (34-15/32)
	Depth	mm	214 (230)	214 (289)	214 (299)	249 (299)	269 (320)
		inch	8-7/16 (9-1/16)	8-7/16 (11-13/32)	8-7/16 (11-25/32)	9-13/16 (11-25/32)	10-19/32 (12-5/8)
Packaging Dimension-Stacking Condition Indoor (Outdoor)	Height	mm	266 (582)	266 (607)	266 (684)	314 (684)	352 (761)
		inch	10-1/2 (22-15/16)	10-1/2 (23-29/32)	10-1/2 (26-15/16)	12-3/8 (26-15/16)	13-7/8 (29-31/32)
	Width	mm	847 (793)	847 (900)	847 (967)	1,168 (967)	1,300 (1,049)
		inch	33-3/8 (31-1/4)	33-3/8 (35-7/16)	33-3/8 (38-3/32)	46 (38-3/32)	51-3/16 (41-5/16)
	Depth	mm	373 (356)	373 (405)	373 (425)	383 (425)	403 (460)
		inch	14-11/16 (14-1/32)	14-11/16 (15-31/32)	14-11/16 (16-3/4)	15-3/32 (16-3/4)	15-7/8 (18-1/8)
Net Weight	Indoor / Outdoor	kg (lb)	8 (18) / 18 (40)	8 (18) / 22 (49)	9 (20) / 29 (64)	12 (26) / 32 (71)	16 (35) / 43 (95)
Gross Weight	Indoor / Outdoor	kg (lb)	9 (20) / 20 (44)	9 (20) / 25 (55)	10 (22) / 32 (71)	15 (33) / 35 (77)	19 (42) / 47 (104)
Refrigerant Pipe Diameter	Liquid Side	mm	ø 6.35	ø 6.35	ø 6.35	ø 6.35	ø 6.35
		inch	1/4	1/4	1/4	1/4	1/4
	Gas Side	mm	ø 9.52	ø 9.52	ø 12.70	ø 12.70	ø 15.88
		inch	3/8	3/8	1/2	1/2	5/8
Pipe Extension	Chargeless Pipe Length	m	7.5	7.5	10.0	10.0	10.0
	Maximum Pipe Length	m	20	20	30	30	30
	Maximum Elevation Length	m	15	15	20	20	20
	Additional Refrigerant Gas*	g/m	10	10	15	15	25
Power Supply			Outdoor	Outdoor	Outdoor	Outdoor	Outdoor

*When pipes are not extended from the chargeless pipe length, the required amount of refrigerant is already in the unit.

OUTDOOR UNIT

BLUE FIN CONDENSER

R32 REFRIGERANT

CU-RU9AKQ

CU-RU12AKQ

CU-RU18AKQ
CU-RU24AKQ

CU-XU30AKQ

Single-Split Type STANDARD INVERTER

CS-PU36WKQ

Wireless
(Standard)

POWERFUL | INVERTER

MODEL	INDOOR UNIT (60Hz)		CS-PU36WKQ
	OUTDOOR UNIT		CU-PU36WKQ
Cooling Capacity	(min-max)	kW	10.0 (2.7-11.0)
	(min-max)	kJ/h	36,000 (9,720-39,600)
EER	(min-max)	kJ/hW	10.8 (17.1-10.6)
CSPF		W/W	5.54 (5★)
Electrical Data	Voltage	V	230
	Current	A	15.0
	Power Input (min-max)	W	3,330 (570-3,730)
Moisture Removal		L/h (Pt/h)	4.4 (9.4)
Air Circulation	Indoor	m^3/min (ft^3/min)	24.0 (847)
	Outdoor	m^3/min (ft^3/min)	82.2 (2,902)
Noise Level	Indoor (H / L / Q-Lo)	dB (A)	49/39
	Outdoor (H)	dB (A)	57
Unit Dimension-Installed Condition Indoor (Outdoor)	Height	mm	295 (955)
		inch	11-5/8 (37-5/8)
	Width	mm	1,160 (1,100)
		inch	45-11/16 (43-5/16)
	Depth	mm	255 (370)
		inch	10-1/16 (14-19/32)
Packaging Dimension-Stacking Condition Indoor (Outdoor)	Height	mm	375 (1,018)
		inch	14-25/32 (40-3/32)
	Width	mm	1,250 (1,305)
		inch	49-7/32 (51-13/32)
	Depth	mm	331 (535)
		inch	13-1/16 (21-3/32)
Net Weight	Indoor / Outdoor	kg (lb)	14 (31) / 76 (168)
Gross Weight	Indoor / Outdoor	kg (lb)	20 (44) / 85 (187)
Refrigerant Pipe Diameter	Liquid Side	mm	ø 6.35
		inch	1/4
	Gas Side	mm	ø 15.88
		inch	5/8
Pipe Extension	Chargeless Pipe Length	m	10.0
	Maximum Pipe Length	m	30
	Maximum Elevation Length	m	20
	Additional Refrigerant Gas*	g/m	25
Power Supply			Outdoor

*When pipes are not extended from the chargeless pipe length, the required amount of refrigerant is already in the unit.

OUTDOOR UNIT

R32 REFRIGERANT

CU-PU36WKQ

STANDARD NON-INVERTER Single-Split Type

CS-PN9XKQ | CS-PN12XKQ

Wireless
(Standard)

CS-PN18XKQ | CS-PN24XKQ

Wireless
(Standard)

BIG FLAP (CS-PN9/12XKQ) | AEROWINGS (CS-PN18/24XKQ) | POWERFUL

MODEL	INDOOR UNIT (60Hz)		CS-PN9XKQ	CS-PN12XKQ	CS-PN18XKQ	CS-PN24XKQ
	OUTDOOR UNIT		CU-PN9XKQ	CU-PN12XKQ	CU-PN18XKQ	CU-PN24XKQ
Cooling Capacity		kW	2.67	3.55	5.25	6.80
		kJ/h	9,610	12,780	18,900	24,480
EER		kJ/hW	11.2	11.5	11.2	11.4
CSPF		W/W	3.30 (1★)	3.40 (2★)	3.30 (2★)	3.37 (2★)
Electrical Data	Voltage	V	230	230	230	230
	Current	A	3.8	4.9	7.4	9.6
	Power Input	W	860	1,110	1,690	2,140
Moisture Removal		L/h (Pt/h)	1.6 (3.4)	2.1 (4.4)	2.9 (6.1)	3.9 (8.2)
Air Circulation	Indoor	m^3/min (ft^3/min)	10.4 (367)	11.5 (406)	17.9 (632)	20.5 (724)
	Outdoor	m^3/min (ft^3/min)	29.2 (1,030)	33.6 (1,190)	36.9 (1,300)	52.5 (1,850)
Noise Level	Indoor (H / L / Q-Lo)	dB (A)	36/26	40/29	43/39	47/42
	Outdoor (H)	dB (A)	49	50	54	55
Unit Dimension-Installed Condition Indoor (Outdoor)	Height	mm	290 (511)	290 (542)	295 (619)	295 (695)
		inch	11-7/16 (20-1/8)	11-7/16 (21-11/32)	11-5/8 (24-3/8)	11-5/8 (27-3/8)
	Width	mm	779 (650)	779 (780)	1,040 (824)	1,040 (875)
		inch	30-11/16 (25-19/32)	30-11/16 (30-23/32)	40-31/32 (32-15/32)	40-31/32 (34-15/32)
	Depth	mm	209 (230)	209 (289)	244 (299)	244 (320)
		inch	8-1/4 (9-1/16)	8-1/4 (11-13/32)	9-5/8 (11-25/32)	9-5/8 (12-5/8)
Packaging Dimension-Stacking Condition Indoor (Outdoor)	Height	mm	255 (578)	255 (603)	314 (680)	314 (761)
		inch	10-1/16 (22-25/32)	10-1/16 (23-3/4)	12-3/8 (26-25/32)	12-3/8 (29-31/32)
	Width	mm	861 (784)	861 (891)	1,148 (958)	1,148 (1,049)
		inch	33-29/32 (30-7/8)	33-29/32 (35-3/32)	45-7/32 (37-23/32)	45-7/32 (41-5/16)
	Depth	mm	364 (347)	364 (396)	383 (416)	383 (460)
		inch	14-11/32 (13-11/16)	14-11/32 (15-19/32)	15-3/32 (16-13/32)	15-3/32 (18-1/8)
Net Weight	Indoor / Outdoor	kg (lb)	8 (18) / 21 (46)	8 (18) / 28 (62)	12 (26) / 35 (77)	12 (26) / 54 (119)
Gross Weight	Indoor / Outdoor	kg (lb)	9 (20) / 23 (51)	9 (20) / 30 (66)	14 (31) / 38 (84)	14 (31) / 58 (128)
Refrigerant Pipe Diameter	Liquid Side	mm	ø 6.35	ø 6.35	ø 6.35	ø 6.35
		inch	1/4	1/4	1/4	1/4
	Gas Side	mm	ø 9.52	ø 12.70	ø 12.70	ø 15.88
		inch	3/8	1/2	1/2	5/8
Pipe Extension	Chargeless Pipe Length	m	7.5	7.5	7.5	7.5
	Maximum Pipe Length	m	20	20	30	30
	Maximum Elevation Length	m	15	15	20	20
	Additional Refrigerant Gas*	g/m	10	10	15	25
Power Supply			Outdoor	Outdoor	Outdoor	Outdoor

*When pipes are not extended from the chargeless pipe length, the required amount of refrigerant is already in the unit.

OUTDOOR UNIT

BLUE FIN CONDENSER

R32 REFRIGERANT

CU-PN9XKQ

CU-PN12XKQ

CU-PN18XKQ

CU-PN24XKQ

FEATURES COMPARISON

Wall-Mounted				
Split Type	PREMIUM INVERTER	DELUXE INVERTER	STANDARD INVERTER	STANDARD NON-INVERTER
Cooling Models	CS-XU9AKQ CS-XU12AKQ CS-XU18AKQ CS-XU24AKQ CS-XU30AKQ	CS-RU9AKQ CS-RU12AKQ CS-RU18AKQ CS-RU24AKQ	CS-PU9AKQ CS-PU12AKQ CS-PU18AKQ CS-PU24AKQ CS-PU30AKQ	CS-PN9XKQ CS-PN12XKQ CS-PN18XKQ CS-PN24XKQ
CLEANER AIR				
nanoe™ X	● (Mark 3)	● (Mark 2)		
nanoe-G	●	●		
Inside Cleaning On Demand	●	●		
Anti-Dust Coating	●			
Odour-Removing Function	●	●	●	●
Removable, Washable Panel	●	●	●	●
CONVENIENCE				
Wi-Fi	● (Built-In)	● (Built-In)	● (Built-In)	
24-Hour Dual ON & OFF Real Setting Timer	●	●	●	
24-Hour ON & OFF Real Setting Timer				●
LCD Wireless Remote Control	●	●	●	●
Wired Remote Control	● (Optional)	● (Optional)	● (Optional)	
COMFORT				
iAUTO-X	●			
Powerful Mode		●	●	●
Humidity Sensor	●			
SLEEP	●	●	●	●
Quiet Mode	●	●	●	●
Soft Dry Operation Mode	●	●	●	●
Personal Airflow Creation	●	● (RU24)	● (PU24/PU30)	
Airflow Direction Control (Up & Down)		● (RU9/RU12/RU18)	● (PU9/PU12/PU18)	●
Manual Horizontal Airflow Direction Control		● (RU9/RU12/RU18)	● (PU9/PU12/PU18)	●
ENERGY EFFICIENCY				
Inverter Control	●	●	●	
ECO Mode with A.I.	●	●	●	
RELIABILITY				
Random Auto Restart (32 Restart Patterns)	●	●	●	●
Blue Fin Condenser	●	●	●	●
Long Piping (Numbers indicate the maximum pipe length)	20m (XU9/XU12) 30m (XU18/XU24/XU30)	20m (RU9/RU12) 30m (RU18/RU24)	20m (PU9/PU12) 30m (PU18/PU24/PU30)	20m (PN9/PN12) 30m (PN18/PN24)
Top-Panel Maintenance Access	●	●	●	●
Self-Diagnostic Function	●	●	●	

FEATURES EXPLANATION

CLEANER AIR

nanoe™ X
nanoe™ X effectively deodorises and inhibits various pollutants for a fresher and cleaner living space.

nanoe-G
nanoe-G works effectively on removing dust particles as small as PM2.5.

INSIDE CLEANING ON DEMAND
Cleanses the inside of the indoor unit by removing moisture, and releasing nanoe™ X to inhibit various pollutants, delivering clean air for your home.

ANTI-DUST COATING
Anti-dust coating prevents dust from accumulating on cross flow fan by keeping it clean.

ODOUR-REMOVING FUNCTION
With this function, there's no unpleasant odor when the unit starts up. That's because the fan remains off momentarily, while the source of the odour inside the air conditioner is suppressed.
The unit must be in cool or dry mode and the fan speed must be set to automatic.

REMOVABLE, WASHABLE PANEL
Gives you easy access to the filter as well as making the unit easy to clean.

CONVENIENCE

Wi-Fi
Control air conditioners remotely by turning your mobile device into a remote controller using internet connection.

24-HOUR DUAL ON & OFF REAL SETTING TIMER
This feature enables you to preset two different sets of start/stop operation timer (hour and minute) within a 24-hour time frame.

24-HOUR ON & OFF REAL SETTING TIMER
The exact operating time (hour and minute) of the air conditioner can be set in advance. From here on, the unit will operate in accordance to these preset hours every day until the system is reset.

LCD WIRELESS REMOTE CONTROL
Easy control of the unit from anywhere in the room.

WIRED REMOTE CONTROL
Control at the unit from fixed location where wired remote controller is installed.

COMFORT

iAUTO-X
Come home to ultra-fast cooling, and then enjoy continuous comfort Shower Cooling that evenly distributes cool air. Reactivate faster cooling with a second press of the iAUTO-X button.

POWERFUL MODE
POWERFUL Mode cools your room faster for instant cooling comfort.

HUMIDITY SENSOR
Air conditioner with Humidity Sensor allows you to control and adjust the relative humidity level to below 55% ~ 60% by turning on Dry Mode or iAUTO-X.

SLEEP MODE
Delays off timer with temperature control for better sleep.

QUIET MODE
Enjoy the comfort of running your air conditioner at night for a relaxing sleep.

SOFT DRY OPERATION MODE
Starts with cooling to dehumidify, then provides continuous breeze at a low frequency to keep a room dry without much change to the temperature.

PERSONAL AIRFLOW CREATION
Vertical and horizontal airflow patterns can be combined as desired to achieve optimum comfort, with operation possible by remote even from a distance.

AIRFLOW DIRECTION CONTROL (UP & DOWN)
Vertical airflow patterns can be controlled with operation by remote, even from a distance.

MANUAL HORIZONTAL AIRFLOW DIRECTION CONTROL
Horizontal airflow patterns can be manually adjusted.

ENERGY EFFICIENCY

INVERTER CONTROL
Varies the rotation speed of the compressor for higher energy savings.

ECO MODE WITH A.I.
Auto-adjusts to the optimal ECO level based on heat load conditions and air conditioning cooling capacity.

RELIABILITY

RANDOM AUTO RESTART
When multiple units are connected and there is a power outage, they will turn on at different times in order to not spike the power supply.

BLUE FIN CONDENSER
Extra protection from the elements with a longer lasting coil.

LONG PIPING
Long piping offers more flexible installation options.

TOP-PANEL MAINTENANCE ACCESS
Easy access for maintenance.

SELF-DIAGNOSTIC FUNCTION
Should a malfunction occur, the unit diagnoses the problem and shows the corresponding alphanumeric code. This allows for quicker servicing.

ONE SYSTEM THAT HOUSES ALL

Panasonic Multi-Split Air Conditioning System with R32 Refrigerant

Panasonic's Multi-Split Air Conditioning System with the environmentally friendly R32 refrigerant offers flexible multi-zone cooling solutions with just one outdoor unit, perfect for installation with limited outdoor spaces. Connects up to 4 rooms with independent indoor operational control and a vast selection of indoor types from a wide cooling capacity range. Enjoy a comfortable and cleaner living space with our customisable multi-split system.

Model	System 2	System 3	System 4	
	CU-2U18YBZ	CU-3U27YBZ	CU-4U28YBZ	CU-4U34YBZ
Capacity Range (kW) Rated (Min - Max)	 5.10 (1.50 – 6.10)	 7.50 (2.80 – 9.50)	 8.00 (2.80 – 10.20)	 9.50 (2.90 – 11.50)
Indoor Selection	X-DELUXE INVERTER R32	 STANDARD INVERTER R32	 SLIM DUCTED	



BENEFITS OF PANASONIC MULTI-SPLIT SYSTEM

Panasonic Multi-Split system offers installation versatility, independent control, space saving while maintaining great efficiency.

VARIOUS COMBINATIONS FOR DIFFERENT NEEDS

Multiple types of indoor units are available for you to choose from based on your needs, preferences, and interior layouts. The various combinations of indoor units offer an ideal multi-zone cooling solution for your home.

INDEPENDENT INDOOR UNIT OPERATIONAL CONTROL

Multiple indoor units are connected independently to the outdoor unit, enabling each indoor unit to be controlled separately.

IDEAL SOLUTION FOR LIMITED SPACES

A tidier solution is to install only one outdoor unit rather than multiple outdoor units. This is great for residential buildings with limited outdoor unit installation.

BETTER HEAT DISPERSION TO MAINTAIN EFFICIENCY

Since the outdoor unit releases hot air out to the environment during the cooling operation, placing multiple outdoor units in a narrow space may cause overheating and potentially damage or shorten the lifespan of the outdoor units. Meanwhile, a single outdoor unit provides better air circulation and heat dispersion, while maintaining cooling performance and efficiency.

PANASONIC MULTI-SPLIT OUTDOOR

Panasonic Multi-Split Outdoor is designed to produce increased cooling capacity indoors to accommodate large spaces. It is energy saving with its high energy efficiency by using the inverter technology and R32 refrigerant gas. The outdoor unit offers flexibility up to 11.50kW and up to 4 ports. It is equipped with chargeless gas for easy installation and is durable outdoors. The compact design and long piping provides greater installation flexibility for indoor units.

Connectable up to 2 indoor units

CU-2U18YBZ

Connectable up to 3 indoor units

CU-3U27YBZ

Connectable up to 4 indoor units

CU-4U28YBZ

CU-4U34YBZ

R32 REFRIGERANT · INVERTER · Blue Fin Condenser · COPPER TUBE CONDENSER

ENERGY EFFICIENCY

R32 REFRIGERANT

Panasonic air conditioners are equipped with the environmentally friendly R32 refrigerant which efficiently carries heat, leading to greater energy and cost-effectiveness with lower environmental impact.

HIGHER COOLING CAPACITY · REDUCE ENERGY COST · ECO FRIENDLY

INVERTER

Panasonic Inverter technology controls the temperature precisely to provide consistent cooling comfort while saving energy.

WIDE COOLING CAPACITY RANGE

With maximum outdoor cooling capacity range of up to 11.50kW*, a single outdoor unit can now be connected to indoor units of higher cooling capacity range, offering more flexibility to scale cooling operation according to different needs and preferences.

Outdoor unit	Outdoor Cooling Capacity kW Rated (min-max)	Max. indoor units combination
CU-2U18YBZ	5.10 (1.50 - 6.10)	8.5kW
CU-3U27YBZ	7.50 (2.80 - 9.50)	14.8kW
CU-4U28YBZ	8.0 (2.80 - 10.20)	16.2kW
CU-4U34YBZ	9.50 (2.90 - 11.50)	17.6kW

*Up to 11.50kW apply to CU-4U34YBZ.

FLEXIBLE DESIGN

With more compact outdoor units and extended pipe length, the system is your solution to overcoming space and installation limitations. Mix and match the indoor units depending on capacity requirements and interior room layout.

Flexible to install in large space and open concept area

Space saving outdoor units



Long piping ensures installation flexibility

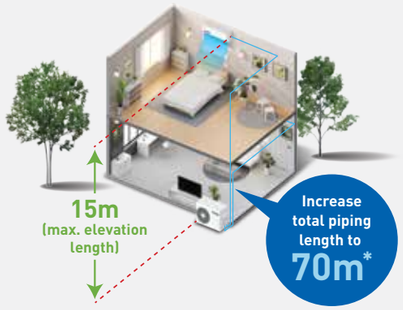

*CU-4U28YBZ and CU-4U34YBZ

EASY INSTALLATION

Installation is made easier and flexible with the new improved outdoor units. No additional cost for refrigerant gas is required to fill up the outdoor unit on initial installation, even with the extended pipe length.

DURABLE OUTDOOR

Panasonic's outdoor unit provides high durability for an extended period of time under a wide range of conditions to achieve excellent performance.



Corrosion-Resistant and Anti-Rust Blue Fin Condenser

Better Heat Transfer with Copper Tube Condenser

Corrosion-Resistant Outdoor Coating



Water-Resistant Printed Circuit Board (PCB)

X-DELUXE INVERTER R32

The X-Deluxe Inverter R32 comes with nanoe™ X air purification system to provide 24-hour nanoe™ X protection while AEROWINGS provides further and faster airflow. Comes with a built-in network adaptor that helps connect to the Panasonic Comfort Cloud App and gain remote access to control the air conditioning units anytime, anywhere.

Scan to know more

24-hour nanoeX Protection | nanoeX Generator Mark1 | Panasonic Comfort Cloud App | BUILT-IN | AEROWINGS | POWERFUL | mode | nanoe-G

24-HOUR nanoe™ X PROTECTION

Activate nanoe™ X all day long to stay safe with quality indoor air. nanoe™ X effectively inhibits novel coronavirus and various types of pollutants, reduces odour as well as moisturises skin and hair.

nanoeX

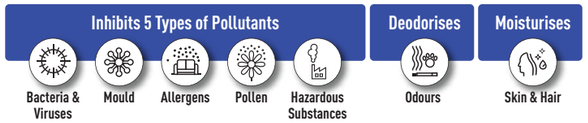

CONVENIENT CENTRALISED CONTROL

With the built-in network adaptor connectable to Panasonic Comfort Cloud App, control and monitor all air conditioning units from mobile devices remotely. Turn on nanoe™ X when you are away from home or schedule timer according to your lifestyle needs, and monitor energy consumption conveniently.

Panasonic Comfort Cloud App

INSTANT COOLING COMFORT WITH POWERFUL MODE OR QUIET MODE

The AEROWINGS twin flaps shower cooling feature directs cool air further and faster across the room and to the wall. It then showers down gently to cool you rapidly while avoiding direct cooling. Switch on POWERFUL Mode to enjoy cooling comfort instantly, even on a hot day. Reduce indoor noise levels by 3dB(A) and enjoy uninterrupted sleep quality with QUIET Mode.

Press 'POWERFUL' once to switch ON POWERFUL Mode



Note: Illustrations of app screens may differ from the actual screen appearance.

STANDARD INVERTER R32

The Standard Inverter R32 series provides instant cooling upon start-up with POWERFUL Mode. For cooling comfort, AEROWINGS delivers further and faster airflow, while Big Flap directs cool air across the room. With an optional network adaptor, you can control the air conditioning units with the Panasonic Comfort Cloud App anytime, anywhere.

Scan to know more

CS-MPU9YKZ (2.8kW) | CS-MPU12YKZ (3.5kW) | CS-MPU18YKZ (5.0kW)

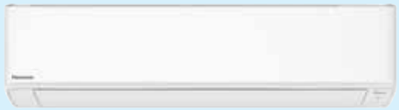

CS-MPU24YKZ (6.0kW) | CS-MPU28YKZ (7.1kW)

CS-MPU9/12/18YKZ CS-MPU24/28YKZ
Wireless

CZ-RD514C (Optional)
Wired

CZ-TACG1 (Optional)
Network Adaptor

BIG FLAP (CS-MPU9/12/18YKZ)

AEROWINGS (CS-MPU24/28YKZ)

mode

POWERFUL

Panasonic Comfort Cloud App (Optional)

CONVENIENT CENTRALISED CONTROL

With an optional network adaptor (CZ-TACG1), connect to Panasonic Comfort Cloud App to remotely control and monitor all air conditioning units from mobile devices. Adjust temperature, or schedule timer according to your lifestyle needs, and monitor energy consumption conveniently.

Panasonic Comfort Cloud App

INSTANT COOLING WITH A PUSH OF A BUTTON

POWERFUL Mode cools the room faster by decreasing the setting temperature by 2°C and operating the indoor fan at a higher speed to create powerful instant cooling during start-up.

POWERFUL

Press 'POWERFUL' once to switch ON POWERFUL Mode

COMFORT COOLING ENVIRONMENT WITH QUIET MODE

Panasonic AEROWINGS delivers further and faster airflow, while Big Flap directs cool air across the room to offer a comfortable, cooling environment. Switch on the Quiet Mode to ensure lower noise levels for a peaceful environment.

*CS-MPU24YKZ & CS-MPU28YKZ

*CS-MPU9YKZ, CS-MPU12YKZ & CS-MPU18YKZ



Note: 1. Illustrations of app screens may differ from actual screen appearance.

SLIM DUCTED

Featuring slim and compact design with built-in drain pump for flexible installation in narrow ceiling spaces. Cool airflow is directed towards the ceiling over a wide-angle range. With an optional network adaptor (CZ-TACG1), connect air conditioning units to Panasonic Comfort Cloud App for a convenient control anytime, anywhere.

Scan to know more

CS-MU9YD3Z (2.8kW) | CS-MU12YD3Z (3.5kW) | CS-MU18YD3Z (5.0kW) | CS-MU24YD3Z (6.0kW)

CS-MU9/12/18/24YD3Z
Wireless

CZ-RD52CP-1 (Optional)
Wired

CZ-TACG1 (Optional)
Network Adaptor

DP

BOTTOM AIR INTAKE

POWERFUL

mode

Panasonic Comfort Cloud App (Optional)

200mm HEIGHT TO FIT NARROW CEILING SPACES

Slim and compact design with 200mm height, requiring only 240mm ceiling space for installation in narrow ceiling spaces.

FLEXIBLE INSTALLATION

Panasonic's ducted unit is designed to be slim and compact. This, with the built-in drain pump and bottom air intake function, allows for flexible installation that can fit the interior of any room.

Rear Air Intake



Bottom Air Intake



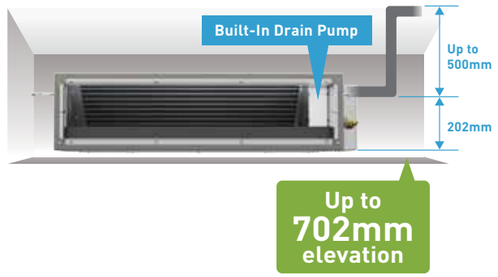

COOLING COMFORT WITH POWERFUL MODE

When POWERFUL Mode is switched on, the internal setting temperature will shift lower and increases fan speed, offering instant powerful cooling when you need to cool the space quickly after arriving home.

POWERFUL



Press 'POWERFUL' once to switch ON POWERFUL Mode

The receiver's indicator will light up in orange colour when POWERFUL Mode is on

Note: Illustrations of app screens may differ from actual screen appearance.

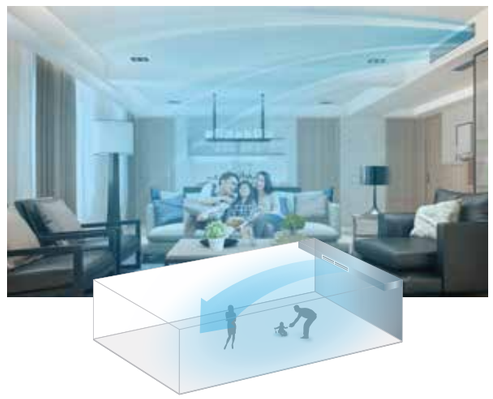

Directs cool air towards ceiling

Features Comparison

SPLIT TYPE	WALL-MOUNTED X-DELUXE INVERTER R32		WALL-MOUNTED STANDARD INVERTER R32		SLIM DUCTED
COOLING MODELS	CS-MXPU9YKZ CS-MXPU12YKZ CS-MXPU18YKZ	CS-MXPU24YKZ CS-MXPU28YKZ	CS-MPU9YKZ CS-MPU12YKZ CS-MPU18YKZ	CS-MPU24YKZ CS-MPU28YKZ	CS-MU9YD3Z CS-MU12YD3Z CS-MU18YD3Z CS-MU24YD3Z
COMFORT					
Inverter Control	●	●	●	●	●
Sleep Mode	●	●	●	●	
Quiet Mode	●	●	●	●	●
POWERFUL Mode	●	●	●	●	●
ECO Mode with A.I.	● (Temperature shift)	● (Temperature shift)	● (Temperature shift)	● (Temperature shift)	
Soft Dry Operation Mode	●	●	●	●	●
Personal Airflow Creation		●		●	
Airflow Direction Control (Up & Down)	●		●		
Manual Horizontal Airflow Direction Control	●		●		
CLEANER AIR					
nanoe™ X	●	●			
nanoe-G	●	●			
Odour-Removing Function	●	●	●	●	●
Removable, Washable Panel	●	●	●	●	
CONVENIENCE					
24-Hour Dual ON & OFF Real Setting Timer	●	●	●	●	●
LCD Wireless Remote Control	●	●	●	●	●
Wireless LAN Remote Control For Internet Connection	● (Built-in)	● (Built-in)	● (Optional)	● (Optional)	● (Optional)
Wired Remote Control	● (Optional)	● (Optional)	● (Optional)	● (Optional)	● (Optional)
Bottom Air Intake					●
Built-In Drain Pump					●
RELIABILITY					
Random Auto Restart (32 Restart Patterns)	●	●	●	●	●
Blue Fin Condenser	●	●	●	●	●
Top-Panel Maintenance Access	●	●	●	●	●
Self-Diagnostic Function	●	●	●	●	●

Connection of Outdoor and Indoor Units

Models		Indoor Units: Possible Combination Patterns (Must be within capacity range)	Indoor Units Combination Range	Indoor Unit Combination: Capacity (kW class)	X-DELUXE INVERTER R32	STANDARD INVERTER R32	SLIM DUCTED
System 2	CU-2U18YBZ 5.1kW Dimensions (H x W x D): 542 x 780 x 289 mm	PORT A: 2.8 or 3.5 or 5.0 *Either unit PORT B: 2.8 or 3.5 or 5.0 *Either unit	5.6kW to 8.5kW	2.8	○	○	○
				3.5	○	○	○
				5.0	○	○	○
System 3	CU-3U27YBZ 7.5kW Dimensions (H x W x D): 695 x 875(+95) x 320 mm	PORT A: 2.8 or 3.5 or 5.0 or 6.0 or 7.1 *Either unit PORT B: 2.8 or 3.5 or 5.0 or 6.0 or 7.1 *Either unit PORT C: 2.8 or 3.5 or 5.0 or 6.0 or 7.1 *Either unit	5.6kW to 14.8kW	2.8	○	○	○
				3.5	○	○	○
				5.0	○	○	○
				6.0	○	○	○
				7.1	○	○	
System 4	CU-4U28YBZ 8.0kW Dimensions (H x W x D): 695 x 875(+95) x 320 mm	PORT A: 2.8 or 3.5 or 5.0 or 6.0 or 7.1 *Either unit PORT B: 2.8 or 3.5 or 5.0 or 6.0 or 7.1 *Either unit PORT C: 2.8 or 3.5 or 5.0 or 6.0 or 7.1 *Either unit PORT D: 2.8 or 3.5 or 5.0 or 6.0 or 7.1 *Either unit	5.6kW to 16.2kW	2.8	○	○	○
				3.5	○	○	○
				5.0	○	○	○
				6.0	○	○	○
				7.1	○	○	
System 4	CU-4U34YBZ 9.5kW Dimensions (H x W x D): 795 x 875(+95) x 320 mm	PORT A: 2.8 or 3.5 or 5.0 or 6.0 or 7.1 *Either unit PORT B: 2.8 or 3.5 or 5.0 or 6.0 or 7.1 *Either unit PORT C: 2.8 or 3.5 or 5.0 or 6.0 or 7.1 *Either unit PORT D: 2.8 or 3.5 or 5.0 or 6.0 or 7.1 *Either unit	5.6kW to 17.6kW	2.8	○	○	○
				3.5	○	○	○
				5.0	○	○	○
				6.0	○	○	○
				7.1	○	○	

Indoor Units Specifications

MODEL			WALL-MOUNTED X-DELUXE INVERTER R32				
			CS-MXPU9YKZ	CS-MXPU12YKZ	CS-MXPU18YKZ	CS-MXPU24YKZ	CS-MXPU28YKZ
Cooling Capacity		kW	2.8	3.5	5.0	6.0	7.1
		kJ/h	10,080	12,600	18,000	21,600	25,560
Power Source			Single Phase, 230V, 60Hz				
Sound Pressure Level (H/L)		dB(A)	43/28	44/28	45/34	49/39	49/39
Air Circulation (H)		m^3/min (ft^3/min)	12.7 (450)	13.1 (460)	13.3 (470)	20.2 (715)	20.5 (725)
Dimensions	Height	mm	290	290	290	295	295
	Width	mm	779	779	779	1,040	1,040
	Depth	mm	209	209	209	244	244
Net Weight		kg	8	8	9	14	14
Refrigerant Pipe Diameter	Liquid Side	mm	ø 6.35	ø 6.35	ø 6.35	ø 6.35	ø 6.35
	Gas Side	mm	ø 9.52	ø 9.52	ø 9.52	ø 12.70*2	ø 12.70*2
Power Supply			Outdoor	Outdoor	Outdoor	Outdoor	Outdoor

Note: Pipe size expander CZ-MA2PA is not required when outdoor units CU-4U34YBZ are connected to CS-MXPU24YKZ and CS-MXPU28YKZ.

MODEL			WALL-MOUNTED STANDARD INVERTER R32				
			CS-MPU9YKZ	CS-MPU12YKZ	CS-MPU18YKZ	CS-MPU24YKZ	CS-MPU28YKZ
Cooling Capacity		kW	2.8	3.5	5.0	6.0	7.1
		kJ/h	10,080	12,600	18,000	21,600	25,560
Power Source			Single Phase, 230V, 60Hz				
Sound Pressure Level (H/L)		dB(A)	43/28	44/28	45/34	49/39	49/39
Air Circulation (H)		m^3/min (ft^3/min)	12.7 (450)	13.1 (460)	13.3 (470)	20.2 (715)	20.5 (725)
Dimensions	Height	mm	290	290	290	295	295
	Width	mm	779	779	779	1,040	1,040
	Depth	mm	209	209	209	244	244
Net Weight		kg	8	8	9	14	14
Refrigerant Pipe Diameter	Liquid Side	mm	ø 6.35	ø 6.35	ø 6.35	ø 6.35	ø 6.35
	Gas Side	mm	ø 9.52	ø 9.52	ø 9.52	ø 12.70*2	ø 12.70*2
Power Supply			Outdoor	Outdoor	Outdoor	Outdoor	Outdoor

Note: Pipe size expander CZ-MA2PA is not required when outdoor unit CU-4U34YBZ is connected to CS-MPU24YKZ and CS-MPU28YKZ.

MODEL			SLIM DUCTED			
			CS-MU9YD3Z	CS-MU12YD3Z	CS-MU18YD3Z	CS-MU24YD3Z
Cooling Capacity		kW	2.8	3.5	5.0	6.0
		kJ/h	10,080	12,600	18,000	21,600
Power Source			Single Phase, 230V, 60Hz			
Sound Pressure Level (H/L)		dB(A)	35/28	35/28	41/30	41/30
Air Circulation (H)		m^3/min (ft^3/min)	13.2 (465)	13.2 (465)	15.5 (545)	15.5 (545)
Dimensions	Height	mm	200	200	200	200
	Width	mm	750	750	750	750
	Depth	mm	640	640	640	640
Net Weight		kg	19	19	19	19
Refrigerant Pipe Diameter	Liquid Side	mm	ø 6.35	ø 6.35	ø 6.35	ø 6.35
	Gas Side	mm	ø 9.52	ø 9.52	ø 9.52	ø 12.70*2
Power Supply			Outdoor	Outdoor	Outdoor	Outdoor

Note: Pipe size expander CZ-MA2PA is not required when outdoor units CU-4U34YBZ are connected to CS-MU24YD3Z.

Outdoor Units Specifications

MODEL				U SERIES			
				CU-2U18YBZ	CU-3U27YBZ	CU-4U28YBZ	CU-4U34YBZ
Cooling Capacity	(min - max)		kW	5.10 (1.50 - 6.10)	7.50 (2.80 - 9.50)	8.00 (2.80 - 10.20)	9.50 (2.90 - 11.50)
	(min - max)		kJ/h	18,360 (5,400 - 21,960)	27,000 (10,080 – 34,200)	28,800 (10,080 – 36,720)	34,200 (10,440 – 41,400)
Power Source				Single Phase, 230V, 60Hz			
Maximum Indoor Connectable Capacity			kW	8.5	14.8	16.2	17.6
Maximum Connectable Indoor			units	2	3	4	4
Electrical Data	Running Current		A	5.8	8.8	9.0	10.8
	Power Input (min - max)		W	1,310 (250 - 1,900)	1,980 (540 - 2,740)	2,000 (540 - 3,200)	2,430 (560 - 3,100)
EER	(min - max)		kJ/hW	14.02 (21.60 – 11.56)	13.64 (18.67 – 12.48)	14.40 (18.67 – 11.48)	14.07 (18.64 – 13.35)
	(min - max)		W/W	3.89 (6.00 - 3.21)	3.79 (5.19 - 3.47)	4.00 (5.19 - 3.19)	3.91 (5.18 - 3.71)
Sound Pressure Level (H/L)			dB(A)	50/45	49/44	49/44	54/49
Maximum Current			A	10.4	16.2	16.6	16.6
Starting Current			A	6.1	9.2	9.4	11.3
Compressor Output			W	900	1,500	1,500	1,500
Dimensions	Height		mm	542	695	695	795
	Width		mm	780	875 (+95)	875 (+95)	875 (+95)
	Depth		mm	289	320	320	320
Net Weight			kg	33	48	48	58
Refrigerant Pipe Diameter	Liquid Side		mm	ø 6.35 x2	ø 6.35 x3	ø 6.35 x4	ø 6.35 x4
	Gas Side		mm	ø 9.52 x2	ø 9.52 x3	ø 9.52 x4	ø 9.52 x3, ø 12.70 x1
Pipe Extension	Maximum Pipe Length	1 Room (m)		20	30	30	30
		Total (m)		30	60	70	70
	Maximum Elevation Length		m	15	15	15	15
	Additional Refrigerant Gas		g/m	Chargeless	Chargeless	Chargeless	Chargeless
Refrigerant Type				R32	R32	R32	R32

Accessories

CZ-MA1PA

*1 CZ-MA1PA is to be used to reduce the connection size on the indoor unit from 1/2" (12.70mm) to 3/8" (9.52mm).

CZ-MA2PA

*2 CZ-MA2PA is to be used to increase the connection size on the outdoor unit from 3/8" (9.52mm) to 1/2" (12.70mm).

Outdoor and Indoor Units Combination

CU-2U18YBZ

INDOOR UNIT COMBINATION	Cooling	Total	Cooling Capacity (kW)						Input Power (W)		Current (60Hz) (A)	Moisture Removal VolumeL/h
			Room A	Room B	Room C	Room D	Total	min ~ max	Rated	min ~ max	230V	
1 Room	2.8	2.8	2.80				2.80	1.10 ~ 3.50	650	220 ~ 890	3.0	1.6
	3.5	3.5	3.50				3.50	1.10 ~ 4.20	890	220 ~ 1,370	4.0	2.0
	5.0	5.0	5.00				5.00	1.10 ~ 5.10	1,800	220 ~ 1,860	7.9	2.7
2 Rooms	2.8 + 2.8	5.6	2.50	2.50			5.00	1.50 ~ 5.90	1,270	260 ~ 1,900	5.7	1.5 + 1.5
	2.8 + 3.5	6.3	2.22	2.78			5.00	1.50 ~ 5.95	1,270	260 ~ 1,900	5.7	1.4 + 1.6
	2.8 + 5.0	7.8	1.81	3.24			5.05	1.50 ~ 6.05	1,290	250 ~ 1,900	5.7	1.2 + 1.8
	3.5 + 3.5	7.0	2.50	2.50			5.00	1.50 ~ 6.00	1,270	260 ~ 1,900	5.7	1.5 + 1.5
	3.5 + 5.0	8.5	2.10	3.00			5.10	1.50 ~ 6.10	1,310	250 ~ 1,900	5.8	1.4 + 1.7

CU-3U27YBZ

INDOOR UNIT COMBINATION	Cooling	Total	Cooling Capacity (kW)						Input Power (W)		Current (60Hz) (A)	Moisture Removal VolumeL/h
			Room A	Room B	Room C	Room D	Total	min ~ max	Rated	min ~ max	230V	
1 Room	2.8	2.8	2.80				2.80	1.70 ~ 3.60	650	380 ~ 930	2.9	1.6
	3.5	3.5	3.50				3.50	1.70 ~ 4.60	890	380 ~ 1,470	4.0	2.0
	5.0	5.0	5.00				5.00	1.70 ~ 5.60	1,600	380 ~ 1,920	7.0	2.7
	6.0	6.0	6.00				6.00	1.90 ~ 7.30	1,780	400 ~ 2,830	7.8	3.3
	7.1	7.1	7.10				7.10	1.90 ~ 7.50	2,570	400 ~ 3,070	11.3	4.1
2 Rooms	2.8 + 2.8	5.6	2.80	2.80			5.60	1.70 ~ 7.35	1,580	380 ~ 2,690	7.1	1.6 + 1.6
	2.8 + 3.5	6.3	2.80	3.50			6.30	1.90 ~ 7.90	1,970	400 ~ 2,970	8.8	1.6 + 2.0
	2.8 + 5.0	7.8	2.30	4.10			6.40	2.60 ~ 7.95	2,030	540 ~ 3,000	9.1	1.5 + 2.3
	2.8 + 6.0	8.8	2.28	4.88			7.15	2.80 ~ 8.45	2,130	550 ~ 3,020	9.5	1.5 + 2.7
	2.8 + 7.1	9.9	2.04	5.16			7.20	2.80 ~ 8.50	2,160	550 ~ 3,020	9.7	1.3 + 2.8
	3.5 + 3.5	7.0	3.18	3.18			6.35	1.90 ~ 7.95	2,000	400 ~ 2,970	9.0	1.8 + 1.8
	3.5 + 5.0	8.5	2.66	3.79			6.45	2.60 ~ 8.00	2,060	540 ~ 3,000	9.2	1.6 + 2.2
	3.5 + 6.0	9.5	2.63	4.52			7.15	2.80 ~ 8.50	2,130	550 ~ 3,020	9.5	1.6 + 2.5
	3.5 + 7.1	10.6	2.38	4.82			7.20	2.80 ~ 8.55	2,160	550 ~ 3,020	9.7	1.5 + 2.6
	5.0 + 5.0	10.0	3.25	3.25			6.50	2.60 ~ 8.10	2,060	540 ~ 3,000	9.2	1.8 + 1.8
	5.0 + 6.0	11.0	3.27	3.93			7.20	2.80 ~ 8.55	2,130	550 ~ 3,020	9.5	1.9 + 2.3
	5.0 + 7.1	12.1	3.00	4.25			7.25	2.80 ~ 8.60	2,160	550 ~ 3,020	9.7	1.7 + 2.4
	6.0 + 6.0	12.0	3.73	3.73			7.45	2.80 ~ 9.20	2,320	550 ~ 3,220	10.4	2.2 + 2.2
	6.0 + 7.1	13.1	3.44	4.06			7.50	2.80 ~ 9.25	2,350	550 ~ 3,220	10.5	2.0 + 2.3
	7.1 + 7.1	14.2	3.75	3.75			7.50	2.80 ~ 9.30	2,350	550 ~ 3,220	10.5	2.2 + 2.2
3 Rooms	2.8 + 2.8 + 2.8	8.4	2.33	2.33	2.33		7.00	2.80 ~ 9.00	1,830	550 ~ 3,050	8.1	1.5 + 1.5 + 1.5
	2.8 + 2.8 + 3.5	9.1	2.15	2.15	2.69		7.00	2.80 ~ 9.05	1,830	550 ~ 3,050	8.1	1.4 + 1.4 + 1.6
	2.8 + 2.8 + 5.0	10.6	1.86	1.86	3.33		7.05	2.80 ~ 9.10	1,850	550 ~ 3,050	8.2	1.2 + 1.2 + 1.9
	2.8 + 2.8 + 6.0	11.6	1.73	1.73	3.70		7.15	2.80 ~ 9.25	1,860	540 ~ 3,030	8.3	1.1 + 1.1 + 2.2
	2.8 + 2.8 + 7.1	12.7	1.59	1.59	4.03		7.20	2.80 ~ 9.30	1,860	540 ~ 3,030	8.3	1.0 + 1.0 + 2.3
	2.8 + 3.5 + 3.5	9.8	2.00	2.50	2.50		7.00	2.80 ~ 9.10	1,830	550 ~ 3,050	8.1	1.3 + 1.5 + 1.5
	2.8 + 3.5 + 5.0	11.3	1.75	2.18	3.12		7.05	2.80 ~ 9.15	1,840	550 ~ 3,050	8.2	1.1 + 1.4 + 1.8
	2.8 + 3.5 + 6.0	12.3	1.63	2.03	3.49		7.15	2.80 ~ 9.30	1,850	540 ~ 3,030	8.2	1.0 + 1.3 + 2.0
	2.8 + 3.5 + 7.1	13.4	1.50	1.88	3.81		7.20	2.80 ~ 9.35	1,850	540 ~ 3,030	8.2	1.0 + 1.2 + 2.2
	2.8 + 5.0 + 5.0	12.8	1.58	2.81	2.81		7.20	2.80 ~ 9.20	1,890	550 ~ 3,050	8.4	1.0 + 1.6 + 1.6
	2.8 + 5.0 + 6.0	13.8	1.48	2.64	3.17		7.30	2.80 ~ 9.35	1,900	540 ~ 3,030	8.4	0.9 + 1.6 + 1.8
	2.8 + 6.0 + 6.0	14.8	1.42	3.04	3.04		7.50	2.80 ~ 9.50	1,980	540 ~ 2,740	8.8	0.9 + 1.7 + 1.7
	3.5 + 3.5 + 3.5	10.5	2.33	2.33	2.33		7.00	2.80 ~ 9.15	1,830	550 ~ 3,050	8.1	1.5 + 1.5 + 1.5
	3.5 + 3.5 + 5.0	12.0	2.06	2.06	2.94		7.05	2.80 ~ 9.20	1,840	550 ~ 3,050	8.2	1.3 + 1.3 + 1.7
	3.5 + 3.5 + 6.0	13.0	1.93	1.93	3.30		7.15	2.80 ~ 9.35	1,850	540 ~ 3,030	8.2	1.2 + 1.2 + 1.9
	3.5 + 3.5 + 7.1	14.1	1.79	1.79	3.63		7.20	2.80 ~ 9.40	1,850	540 ~ 3,030	8.2	1.2 + 1.2 + 2.1
	3.5 + 5.0 + 5.0	13.5	1.87	2.67	2.67		7.20	2.80 ~ 9.25	1,890	550 ~ 3,050	8.4	1.2 + 1.6 + 1.6
	3.5 + 5.0 + 6.0	14.5	1.76	2.52	3.02		7.30	2.80 ~ 9.40	1,900	540 ~ 3,030	8.4	1.1 + 1.5 + 1.7

MULTI-SPLIT COMBINATION CAPACITY TABLE

CU-4U28YBZ

INDOOR UNIT COMBINATION	Cooling	Total	Cooling Capacity (kW)						Input Power (W)		Current (60Hz) (A)	Moisture Removal VolumeL/h
			Room A	Room B	Room C	Room D	Total	min ~ max	Rated	min ~ max	230V	
1 Room	2.8	2.8	2.80				2.80	1.70 ~ 3.60	650	380 ~ 930	2.9	1.6
	3.5	3.5	3.50				3.50	1.70 ~ 4.60	890	380 ~ 1,470	4.0	2.0
	5.0	5.0	5.00				5.00	1.70 ~ 5.60	1,600	380 ~ 1,920	7.0	2.7
	6.0	6.0	6.00				6.00	1.90 ~ 7.30	1,780	400 ~ 2,830	7.8	3.3
	7.1	7.1	7.10				7.10	1.90 ~ 7.50	2,570	400 ~ 3,070	11.3	4.1
2 Rooms	2.8 + 2.8	5.6	2.80	2.80			5.60	1.70 ~ 7.35	1,750	380 ~ 2,850	7.9	1.6 + 1.6
	2.8 + 3.5	6.3	2.80	3.50			6.30	1.90 ~ 7.90	2,150	400 ~ 3,100	9.7	1.6 + 2.0
	2.8 + 5.0	7.8	2.30	4.10			6.40	2.60 ~ 8.00	2,210	540 ~ 3,100	10.0	1.5 + 2.3
	2.8 + 6.0	8.8	2.28	4.88			7.15	2.80 ~ 8.45	2,240	550 ~ 3,210	10.1	1.5 + 2.7
	2.8 + 7.1	9.9	2.04	5.16			7.20	2.80 ~ 8.50	2,260	550 ~ 3,210	10.2	1.3 + 2.8
	3.5 + 3.5	7.0	3.18	3.18			6.35	1.90 ~ 7.95	2,150	400 ~ 3,100	9.7	1.8 + 1.8
	3.5 + 5.0	8.5	2.66	3.79			6.45	2.60 ~ 8.05	2,230	540 ~ 3,110	10.1	1.6 + 2.2
	3.5 + 6.0	9.5	2.63	4.52			7.15	2.80 ~ 8.50	2,240	550 ~ 3,210	10.1	1.6 + 2.5
	3.5 + 7.1	10.6	2.38	4.82			7.20	2.80 ~ 8.55	2,260	550 ~ 3,210	10.2	1.5 + 2.6
	5.0 + 5.0	10.0	3.25	3.25			6.50	2.60 ~ 8.10	2,250	540 ~ 3,110	10.2	1.8 + 1.8
	5.0 + 6.0	11.0	3.27	3.93			7.20	2.80 ~ 8.55	2,260	550 ~ 3,210	10.2	1.9 + 2.3
	5.0 + 7.1	12.1	3.00	4.25			7.25	2.80 ~ 8.60	2,280	550 ~ 3,210	10.3	1.7 + 2.4
	6.0 + 6.0	12.0	3.95	3.95			7.90	2.80 ~ 9.20	2,570	550 ~ 3,210	11.6	2.3 + 2.3
	6.0 + 7.1	13.1	3.64	4.31			7.95	2.80 ~ 9.25	2,590	550 ~ 3,210	11.7	2.1 + 2.4
	7.1 + 7.1	14.2	4.00	4.00			8.00	2.80 ~ 9.30	2,610	550 ~ 3,210	11.8	2.3 + 2.3
3 Rooms	2.8 + 2.8 + 2.8	8.4	2.33	2.33	2.33		7.00	2.80 ~ 9.00	2,080	550 ~ 3,180	9.4	1.5 + 1.5 + 1.5
	2.8 + 2.8 + 3.5	9.1	2.15	2.15	2.69		7.00	2.80 ~ 9.05	2,080	550 ~ 3,180	9.4	1.4 + 1.4 + 1.6
	2.8 + 2.8 + 5.0	10.6	1.86	1.86	3.33		7.05	2.80 ~ 9.10	2,100	550 ~ 3,180	9.5	1.2 + 1.2 + 1.9
	2.8 + 2.8 + 6.0	11.6	1.73	1.73	3.70		7.15	2.80 ~ 9.25	2,040	540 ~ 3,160	9.2	1.1 + 1.1 + 2.2
	2.8 + 2.8 + 7.1	12.7	1.59	1.59	4.03		7.20	2.80 ~ 9.30	2,060	540 ~ 3,160	9.3	1.0 + 1.0 + 2.3
	2.8 + 3.5 + 3.5	9.8	2.00	2.50	2.50		7.00	2.80 ~ 9.10	2,080	550 ~ 3,180	9.4	1.3 + 1.5 + 1.5
	2.8 + 3.5 + 5.0	11.3	1.75	2.18	3.12		7.05	2.80 ~ 9.15	2,100	550 ~ 3,180	9.5	1.1 + 1.4 + 1.8
	2.8 + 3.5 + 6.0	12.3	1.63	2.03	3.49		7.15	2.80 ~ 9.30	2,040	540 ~ 3,160	9.2	1.0 + 1.3 + 2.0
	2.8 + 3.5 + 7.1	13.4	1.50	1.88	3.81		7.20	2.80 ~ 9.35	2,060	540 ~ 3,160	9.3	1.0 + 1.2 + 2.2
	2.8 + 5.0 + 5.0	12.8	1.58	2.81	2.81		7.20	2.80 ~ 9.20	2,170	550 ~ 3,180	9.8	1.0 + 1.6 + 1.6
	2.8 + 5.0 + 6.0	13.8	1.48	2.64	3.17		7.30	2.80 ~ 9.35	2,110	540 ~ 3,160	9.5	0.9 + 1.6 + 1.8
	2.8 + 5.0 + 7.1	14.9	1.38	2.47	3.50		7.35	2.80 ~ 9.40	2,130	540 ~ 3,160	9.6	0.9 + 1.5 + 2.0
	2.8 + 6.0 + 6.0	14.8	1.50	3.22	3.22		7.95	2.80 ~ 9.55	2,280	540 ~ 3,210	10.3	1.0 + 1.8 + 1.8
	2.8 + 6.0 + 7.1	15.9	1.41	3.02	3.57		8.00	2.80 ~ 9.60	2,300	540 ~ 3,210	10.4	0.9 + 1.7 + 2.1
	3.5 + 3.5 + 3.5	10.5	2.33	2.33	2.33		7.00	2.80 ~ 9.15	2,080	550 ~ 3,180	9.4	1.5 + 1.5 + 1.5
	3.5 + 3.5 + 5.0	12.0	2.06	2.06	2.94		7.05	2.80 ~ 9.20	2,100	550 ~ 3,200	9.5	1.3 + 1.3 + 1.7
	3.5 + 3.5 + 6.0	13.0	1.93	1.93	3.30		7.15	2.80 ~ 9.35	2,040	540 ~ 3,160	9.2	1.2 + 1.2 + 1.9
	3.5 + 3.5 + 7.1	14.1	1.79	1.79	3.63		7.20	2.80 ~ 9.40	2,060	540 ~ 3,160	9.3	1.2 + 1.2 + 2.1
	3.5 + 5.0 + 5.0	13.5	1.87	2.67	2.67		7.20	2.80 ~ 9.25	2,170	550 ~ 3,180	9.8	1.2 + 1.6 + 1.6
	3.5 + 5.0 + 6.0	14.5	1.76	2.52	3.02		7.30	2.80 ~ 9.40	2,110	540 ~ 3,160	9.5	1.1 + 1.5 + 1.7
	3.5 + 5.0 + 7.1	15.6	1.65	2.36	3.35		7.35	2.80 ~ 9.45	2,130	540 ~ 3,160	9.6	1.1 + 1.5 + 1.9
	3.5 + 6.0 + 6.0	15.5	1.81	3.10	3.10		8.00	2.80 ~ 9.60	2,300	540 ~ 3,210	10.4	1.2 + 1.7 + 1.7
	5.0 + 5.0 + 5.0	15.0	2.42	2.42	2.42		7.25	2.80 ~ 9.30	2,170	550 ~ 3,180	9.8	1.5 + 1.5 + 1.5
	5.0 + 5.0 + 6.0	16.0	2.30	2.30	2.76		7.35	2.80 ~ 9.45	2,130	540 ~ 3,160	9.6	1.5 + 1.5 + 1.6

Outdoor and Indoor Unit Combination

CU-4U28YBZ

INDOOR UNIT COMBINATION	Cooling	Total	Cooling Capacity (kW)						Input Power (W)		Current [60Hz] (A)	Moisture Removal VolumeL/h
			Room A	Room B	Room C	Room D	Total	min ~ max	Rated	min ~ max	230V	
4 Rooms	2.8 + 2.8 + 2.8 + 2.8	11.2	1.88	1.88	1.88	1.88	7.50	2.80 ~ 9.40	1,850	550 ~ 3,380	8.3	1.2 + 1.2 + 1.2 + 1.2
	2.8 + 2.8 + 2.8 + 3.5	11.9	1.76	1.76	1.76	2.21	7.50	2.80 ~ 9.45	1,850	550 ~ 3,380	8.3	1.1 + 1.1 + 1.1 + 1.4
	2.8 + 2.8 + 2.8 + 5.0	13.4	1.58	1.58	1.58	2.82	7.55	2.80 ~ 9.50	1,840	550 ~ 3,380	8.2	1.0 + 1.0 + 1.0 + 1.7
	2.8 + 2.8 + 2.8 + 6.0	14.4	1.52	1.52	1.52	3.25	7.80	2.80 ~ 10.00	1,910	540 ~ 3,200	8.6	1.0 + 1.0 + 1.0 + 1.8
	2.8 + 2.8 + 2.8 + 7.1	15.5	1.42	1.42	1.42	3.60	7.85	2.80 ~ 10.10	1,940	540 ~ 3,200	8.7	0.9 + 0.9 + 0.9 + 2.1
	2.8 + 2.8 + 3.5 + 3.5	12.6	1.67	1.67	2.08	2.08	7.50	2.80 ~ 9.50	1,850	550 ~ 3,440	8.3	1.1 + 1.1 + 1.3 + 1.3
	2.8 + 2.8 + 3.5 + 5.0	14.1	1.50	1.50	1.87	2.68	7.55	2.80 ~ 9.55	1,840	550 ~ 3,380	8.2	1.0 + 1.0 + 1.2 + 1.6
	2.8 + 2.8 + 3.5 + 6.0	15.1	1.46	1.46	1.83	3.14	7.90	2.80 ~ 10.10	1,960	540 ~ 3,200	8.8	0.9 + 0.9 + 1.2 + 1.8
	2.8 + 2.8 + 3.5 + 7.1	16.2	1.38	1.38	1.73	3.51	8.00	2.80 ~ 10.20	2,000	540 ~ 3,200	9.0	0.9 + 0.9 + 1.1 + 2.0
	2.8 + 2.8 + 5.0 + 5.0	15.6	1.36	1.36	2.44	2.44	7.60	2.80 ~ 9.60	1,890	550 ~ 3,380	8.5	0.9 + 0.9 + 1.5 + 1.5
	2.8 + 3.5 + 3.5 + 3.5	13.3	1.59	1.99	1.99	1.99	7.55	2.80 ~ 9.55	1,850	550 ~ 3,440	8.3	1.0 + 1.3 + 1.3 + 1.3
	2.8 + 3.5 + 3.5 + 5.0	14.8	1.44	1.80	1.80	2.57	7.60	2.80 ~ 9.60	1,890	550 ~ 3,380	8.5	0.9 + 1.2 + 1.2 + 1.6
	2.8 + 3.5 + 3.5 + 6.0	15.8	1.40	1.75	1.75	3.00	7.90	2.80 ~ 10.10	1,960	540 ~ 3,200	8.8	0.9 + 1.1 + 1.1 + 1.7
	3.5 + 3.5 + 3.5 + 3.5	14.0	1.89	1.89	1.89	1.89	7.55	2.80 ~ 9.60	1,850	550 ~ 3,380	8.3	1.2 + 1.2 + 1.2 + 1.2
	3.5 + 3.5 + 3.5 + 5.0	15.5	1.72	1.72	1.72	2.45	7.60	2.80 ~ 9.65	1,890	550 ~ 3,380	8.5	1.1 + 1.1 + 1.1 + 1.5

CU-4U34YBZ

INDOOR UNIT COMBINATION	Cooling	Total	Cooling Capacity (kW)						Input Power (W)		Current [60Hz] (A)	Moisture Removal VolumeL/h
			Room A	Room B	Room C	Room D	Total	min ~ max	Rated	min ~ max	230V	
1 Room	2.8	2.8	2.80				2.80	1.70 ~ 3.60	650	380 ~ 930	2.9	1.6
	3.5	3.5	3.50				3.50	1.70 ~ 4.60	890	380 ~ 1,470	4.0	2.0
	5.0	5.0	5.00				5.00	1.70 ~ 5.60	1,600	380 ~ 1,920	7.0	2.7
	6.0	6.0	6.00				6.00	1.90 ~ 7.57	1,460	400 ~ 2,510	6.4	3.3
	7.1	7.1	7.10				7.10	1.90 ~ 8.03	2,250	400 ~ 2,850	9.9	4.1
2 Rooms	2.8 + 2.8	5.6	2.80	2.80			5.60	1.70 ~ 8.20	1,380	380 ~ 2,310	6.2	1.6 + 1.6
	2.8 + 3.5	6.3	2.80	3.50			6.30	1.90 ~ 8.55	1,600	400 ~ 2,550	7.2	1.6 + 2.0
	2.8 + 5.0	7.8	2.80	5.00			7.80	2.90 ~ 8.95	2,420	570 ~ 2,950	10.8	1.6 + 2.7
	2.8 + 6.0	8.8	2.74	5.86			8.60	2.90 ~ 9.80	2,460	560 ~ 3,040	11.0	1.6 + 3.2
	2.8 + 7.1	9.9	2.45	6.20			8.65	2.90 ~ 9.90	2,480	560 ~ 3,040	11.1	1.5 + 3.5
	3.5 + 3.5	7.0	3.50	3.50			7.00	1.90 ~ 8.60	1,800	400 ~ 2,550	8.1	2.0 + 2.0
	3.5 + 5.0	8.5	3.27	4.68			7.95	2.90 ~ 9.00	2,460	570 ~ 2,950	11.0	1.9 + 2.5
	3.5 + 6.0	9.5	3.19	5.46			8.65	2.90 ~ 9.90	2,480	560 ~ 3,040	11.1	1.8 + 3.0
	3.5 + 7.1	10.6	2.87	5.83			8.70	2.90 ~ 10.00	2,500	560 ~ 3,040	11.2	1.7 + 3.2
	5.0 + 5.0	10.0	4.05	4.05			8.10	2.90 ~ 9.20	2,500	570 ~ 2,950	11.2	2.3 + 2.3
	5.0 + 6.0	11.0	3.98	4.77			8.75	2.90 ~ 10.20	2,500	560 ~ 3,040	11.2	2.3 + 2.6
	5.0 + 7.1	12.1	3.64	5.16			8.80	2.90 ~ 10.30	2,520	560 ~ 3,040	11.3	2.1 + 2.8
	6.0 + 6.0	12.0	4.70	4.70			9.40	2.90 ~ 10.40	2,810	560 ~ 3,140	12.6	2.5 + 2.5
	6.0 + 7.1	13.1	4.33	5.12			9.45	2.90 ~ 10.45	2,830	560 ~ 3,140	12.7	2.4 + 2.8
	7.1 + 7.1	14.2	4.75	4.75			9.50	2.90 ~ 10.50	2,850	560 ~ 3,160	12.8	2.6 + 2.6

MULTI-SPLIT COMBINATION CAPACITY TABLE

CU-4U34YBZ

INDOOR UNIT COMBINATION	Cooling	Total	Cooling Capacity (kW)						Input Power (W)		Current [60Hz] (A)	Moisture Removal VolumeL/h
			Room A	Room B	Room C	Room D	Total	min ~ max	Rated	min ~ max	230V	
3 Rooms	2.8 + 2.8 + 2.8	8.4	2.80	2.80	2.80		8.40	2.90 ~ 10.00	2,110	570 ~ 2,810	9.5	1.6 + 1.6 + 1.6
	2.8 + 2.8 + 3.5	9.1	2.65	2.65	3.31		8.60	2.90 ~ 10.10	2,210	570 ~ 2,810	9.9	1.6 + 1.6 + 1.9
	2.8 + 2.8 + 5.0	10.6	2.30	2.30	4.10		8.70	2.90 ~ 10.20	2,250	570 ~ 2,810	10.1	1.5 + 1.5 + 2.3
	2.8 + 2.8 + 6.0	11.6	2.20	2.20	4.71		9.10	2.90 ~ 10.60	2,520	560 ~ 3,100	11.3	1.4 + 1.4 + 2.5
	2.8 + 2.8 + 7.1	12.7	2.02	2.02	5.12		9.15	2.90 ~ 10.70	2,540	560 ~ 3,100	11.4	1.3 + 1.3 + 2.8
	2.8 + 3.5 + 3.5	9.8	2.47	3.09	3.09		8.65	2.90 ~ 10.15	2,230	570 ~ 2,810	10.0	1.5 + 1.7 + 1.7
	2.8 + 3.5 + 5.0	11.3	2.17	2.71	3.87		8.75	2.90 ~ 10.25	2,270	570 ~ 2,810	10.2	1.4 + 1.6 + 2.3
	2.8 + 3.5 + 6.0	12.3	2.08	2.60	4.46		9.15	2.90 ~ 10.70	2,540	560 ~ 3,100	11.4	1.3 + 1.6 + 2.5
	2.8 + 3.5 + 7.1	13.4	1.92	2.40	4.87		9.20	2.90 ~ 10.80	2,560	560 ~ 3,100	11.5	1.2 + 1.5 + 2.7
	2.8 + 5.0 + 5.0	12.8	1.96	3.50	3.50		8.95	2.90 ~ 10.50	2,450	570 ~ 2,960	11.0	1.3 + 2.0 + 2.0
	2.8 + 5.0 + 6.0	13.8	1.88	3.35	4.02		9.25	2.90 ~ 10.80	2,520	560 ~ 3,100	11.3	1.2 + 1.9 + 2.3
	2.8 + 5.0 + 7.1	14.9	1.75	3.12	4.43		9.30	2.90 ~ 10.90	2,540	560 ~ 3,100	11.4	1.1 + 1.8 + 2.5
	2.8 + 6.0 + 6.0	14.8	1.78	3.81	3.81		9.40	2.90 ~ 11.05	2,540	560 ~ 3,120	11.4	1.1 + 2.2 + 2.2
	2.8 + 6.0 + 7.1	15.9	1.66	3.57	4.22		9.45	2.90 ~ 11.10	2,560	560 ~ 3,120	11.5	1.1 + 2.1 + 2.4
	2.8 + 7.1 + 7.1	17.0	1.56	3.97	3.97		9.50	2.90 ~ 11.15	2,580	560 ~ 3,120	11.6	1.0 + 2.3 + 2.3
	3.5 + 3.5 + 3.5	10.5	2.90	2.90	2.90		8.70	2.90 ~ 10.20	2,250	570 ~ 2,810	10.1	1.7 + 1.7 + 1.7
	3.5 + 3.5 + 5.0	12.0	2.57	2.57	3.67		8.80	2.90 ~ 10.30	2,290	570 ~ 2,810	10.3	1.6 + 1.6 + 2.1
	3.5 + 3.5 + 6.0	13.0	2.48	2.48	4.25		9.20	2.90 ~ 10.80	2,560	560 ~ 3,100	11.5	1.5 + 1.5 + 2.4
	3.5 + 3.5 + 7.1	14.1	2.30	2.30	4.66		9.25	2.90 ~ 10.90	2,580	560 ~ 3,100	11.6	1.5 + 1.5 + 2.5
	3.5 + 5.0 + 5.0	13.5	2.33	3.33	3.33		9.00	2.90 ~ 10.55	2,470	570 ~ 2,960	11.1	1.5 + 1.9 + 1.9
	3.5 + 5.0 + 6.0	14.5	2.24	3.21	3.85		9.30	2.90 ~ 10.90	2,540	560 ~ 3,100	11.4	1.5 + 1.8 + 2.3
	3.5 + 5.0 + 7.1	15.6	2.10	3.00	4.26		9.35	2.90 ~ 11.00	2,560	560 ~ 3,100	11.5	1.4 + 1.7 + 2.4
	3.5 + 6.0 + 6.0	15.5	2.12	3.64	3.64		9.40	2.90 ~ 11.10	2,540	560 ~ 3,120	11.4	1.4 + 2.1 + 2.1
	3.5 + 6.0 + 7.1	16.6	1.99	3.42	4.04		9.45	2.90 ~ 11.15	2,560	560 ~ 3,120	11.5	1.3 + 2.0 + 2.3
	5.0 + 5.0 + 5.0	15.0	3.03	3.03	3.03		9.10	2.90 ~ 10.60	2,470	570 ~ 2,960	11.1	1.7 + 1.7 + 1.7
	5.0 + 5.0 + 6.0	16.0	2.94	2.94	3.53		9.40	2.90 ~ 11.00	2,580	560 ~ 3,100	11.6	1.7 + 1.7 + 2.0
	5.0 + 5.0 + 7.1	17.1	2.76	2.76	3.92		9.45	2.90 ~ 11.10	2,600	560 ~ 3,100	11.6	1.6 + 1.6 + 2.3
	5.0 + 6.0 + 6.0	17.0	2.79	3.35	3.35		9.50	2.90 ~ 11.20	2,580	560 ~ 3,120	11.6	1.6 + 1.9 + 1.9
4 Rooms	2.8 + 2.8 + 2.8 + 2.8	11.2	2.25	2.25	2.25	2.25	9.00	2.90 ~ 10.85	2,270	570 ~ 3,100	10.1	1.5 + 1.5 + 1.5 + 1.5
	2.8 + 2.8 + 2.8 + 3.5	11.9	2.12	2.12	2.12	2.65	9.00	2.90 ~ 10.90	2,270	570 ~ 3,100	10.1	1.4 + 1.4 + 1.4 + 1.6
	2.8 + 2.8 + 2.8 + 5.0	13.4	1.89	1.89	1.89	3.38	9.05	2.90 ~ 10.95	2,290	570 ~ 3,100	10.2	1.2 + 1.2 + 1.2 + 1.9
	2.8 + 2.8 + 2.8 + 6.0	14.4	1.78	1.78	1.78	3.81	9.15	2.90 ~ 11.10	2,320	560 ~ 3,040	10.3	1.1 + 1.1 + 1.1 + 2.2
	2.8 + 2.8 + 2.8 + 7.1	15.5	1.66	1.66	1.66	4.21	9.20	2.90 ~ 11.15	2,330	560 ~ 3,040	10.3	1.1 + 1.1 + 1.1 + 2.4
	2.8 + 2.8 + 3.5 + 3.5	12.6	2.00	2.00	2.50	2.50	9.00	2.90 ~ 10.95	2,270	570 ~ 3,100	10.1	1.3 + 1.3 + 1.5 + 1.5
	2.8 + 2.8 + 3.5 + 5.0	14.1	1.80	1.80	2.25	3.21	9.05	2.90 ~ 11.00	2,290	570 ~ 3,100	10.2	1.2 + 1.2 + 1.5 + 1.8
	2.8 + 2.8 + 3.5 + 6.0	15.1	1.70	1.70	2.12	3.64	9.15	2.90 ~ 11.15	2,320	560 ~ 3,040	10.3	1.1 + 1.1 + 1.4 + 2.1
	2.8 + 2.8 + 3.5 + 7.1	16.2	1.59	1.59	1.99	4.03	9.20	2.90 ~ 11.20	2,330	560 ~ 3,040	10.3	1.0 + 1.0 + 1.3 + 2.3
	2.8 + 2.8 + 5.0 + 5.0	15.6	1.63	1.63	2.92	2.92	9.10	2.90 ~ 11.10	2,290	570 ~ 3,100	10.2	1.0 + 1.0 + 1.7 + 1.7
	2.8 + 2.8 + 5.0 + 6.0	16.6	1.55	1.55	2.77	3.33	9.20	2.90 ~ 11.25	2,320	560 ~ 3,040	10.3	1.0 + 1.0 + 1.6 + 1.9
	2.8 + 2.8 + 6.0 + 6.0	17.6	1.51	1.51	3.24	3.24	9.50	2.90 ~ 11.50	2,430	560 ~ 3,100	10.8	1.0 + 1.0 + 1.8 + 1.8
	2.8 + 3.5 + 3.5 + 3.5	13.3	1.91	2.38	2.38	2.38	9.05	2.90 ~ 11.00	2,290	570 ~ 3,100	10.2	1.2 + 1.5 + 1.5 + 1.5
	2.8 + 3.5 + 3.5 + 5.0	14.8	1.72	2.15	2.15	3.07	9.10	2.90 ~ 11.05	2,290	570 ~ 3,100	10.2	1.1 + 1.4 + 1.4 + 1.7
	2.8 + 3.5 + 3.5 + 6.0	15.8	1.63	2.04	2.04	3.49	9.20	2.90 ~ 11.25	2,230	560 ~ 3,040	10.3	1.0 + 1.3 + 1.3 + 2.0
	2.8 + 3.5 + 3.5 + 7.1	16.9	1.53	1.92	1.92	3.89	9.25	2.90 ~ 11.30	2,340	560 ~ 3,040	10.4	1.0 + 1.2 + 1.2 + 2.3
	2.8 + 3.5 + 5.0 + 5.0	16.3	1.56	1.95	2.79	2.79	9.10	2.90 ~ 11.15	2,290	570 ~ 3,100	10.2	1.0 + 1.3 + 1.6 + 1.6
	2.8 + 3.5 + 5.0 + 6.0	17.3	1.49	1.86	2.66	3.19	9.20	2.90 ~ 11.35	2,320	560 ~ 3,040	10.3	0.9 + 1.2 + 1.6 + 1.8
	3.5 + 3.5 + 3.5 + 3.5	14.0	2.26	2.26	2.26	2.26	9.05	2.90 ~ 11.05	2,290	570 ~ 3,100	10.2	1.5 + 1.5 + 1.5 + 1.5
	3.5 + 3.5 + 3.5 + 5.0	15.5	2.05	2.05	2.05	2.94	9.10	2.90 ~ 11.10	2,290	570 ~ 3,100	10.2	1.3 + 1.3 + 1.3 + 1.7
	3.5 + 3.5 + 3.5 + 6.0	16.5	1.95	1.95	1.95	3.35	9.20	2.90 ~ 11.35	2,330	560 ~ 3,040	10.3	1.3 + 1.3 + 1.3 + 1.9
	3.5 + 3.5 + 3.5 + 7.1	17.6	1.84	1.84	1.84	3.73	9.25	2.90 ~ 11.40	2,340	560 ~ 3,040	10.4	1.2 + 1.2 + 1.2 + 2.2
	3.5 + 3.5 + 5.0 + 5.0	17.0	1.87	1.87	2.68	2.68	9.10	2.90 ~ 11.20	2,290	570 ~ 3,100	10.2	1.2 + 1.2 + 1.6 + 1.6

Window Air Conditioners with Pure Energy Savings

Inverter

Panasonic has Inverter technology with All DC Motor and Powerful Compressor

The All DC Motor has independent controls on each fan (indoor & outdoor) that provides better efficiency and lowers energy consumption leading to additional Pure Energy Savings.

Sleep Mode

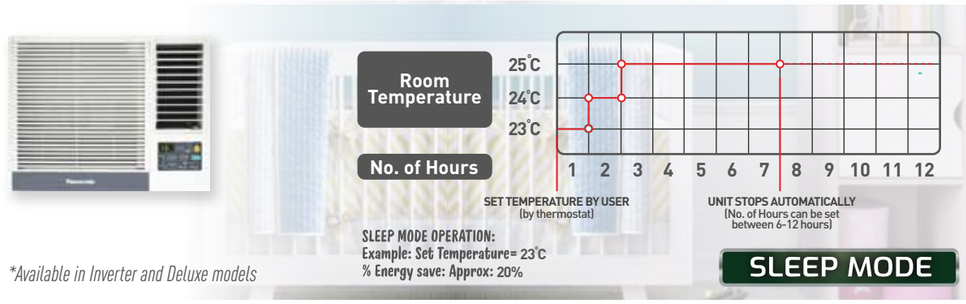

*Available in Inverter and Deluxe models

Panasonic Window Airconditioner use Sleep Mode Function

Sleep Mode helps you to regularize the coolness of the room to your body for a more comfortable sleep

OTHER FEATURES

Mechanical Off Timer

Consume Energy Efficiently

With Panasonic's 12-hr timer function, you can control the use of your aircon to keep your energy cost within the budget

Powerful Mode

Stay Comfortable in All Day Moves

Compressor speeds up its rotation faster than the maximum speed of normal operation, giving you coolness to the max with extra cooling power.

Anti-bacterial Filter

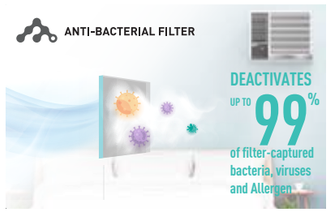

Filters Virus And Bacteria for Assured Cleaner Air

The Anti-Bacterial Filter combines three effects in one: Anti-bacterial, Anti-virus and Anti-allergen.

*Bacteria deactivation was certified by Bokeh Quality Evaluation Institute. Test Report No: 100042459 and 100042459-2 Bacteria: Staphylococcus aureus NBRC 12732 :Escherichia coli NBRC 3972

**Virus deactivation was certified by Osaka Prefectural Institute of Public Health Test Report No: 313360397 Virus: Influenza (H3N2) A/ Hong Kong

***Allergen deactivation was certified by Shinshu University Allergen: Cider Pollen Allergen Cry j1

Window Type Air conditioner Line-Up

XU SERIES: INVERTER Window Type with nanoe™ X Technology / U SERIES: INVERTER Window Type

XU Series

U Series

MODEL NO.		CW-XU1021VPH	CW-XU1221VPH	CW-XU1821EPH	CW-XU2421EPH	CW-U921JPH	CW-U1021VPH	CW-U1221VPH	CW-U1821EPH	CW-U2421EPH
TECHNICAL DATA	UNIT									
Cooling Capacity	hp	1.0	1.5	2.0	2.5	1.0	1.0	1.5	2.0	2.5
	kJ/h	10,660	12,000	18,750	23,500	9,500	10,660	12,000	18,750	23,500
Power Input	W	860	968	1,524	1,911	792	874	984	1,563	1,958
EER	kJ/hW	12.40	12.40	12.3	12.3	12.0	12.2	12.2	12.0	12.0
Noise Level Indoor (Low)	dB A	46	46	48	54	42	46	46	48	54
Power Source	V/Phase Hz	230 V, 1Ø Phase - 60 Hz								
Refrigerant		R32	R32	R32	R32	R32	R32	R32	R32	R32
PHYSICAL DATA										
Unit Dimension	mm	560 x 346 x 655	560 x 346 x 655	660 x 428 x 800	660 x 428 x 800	450 x 346 x 640	560 x 346 x 655	560 x 346 x 655	660 x 428 x 800	660 x 428 x 800
Packaging Dimension	mm	640 x 481 x 728	640 x 481 x 728	760 x 582 x 877	760 x 582 x 877	515 x 460 x 655	640 x 481 x 728	640 x 481 x 728	760 x 582 x 877	760 x 582 x 877
Net Weight	kg	38	38	67	63	28	34	34	59	63
Gross Weight	kg	40	40	70	67	31	39	39	62	67

XN SERIES: DELUXE Window Type

MODEL NO.		CW-XN620JPH	CW-XN820JPH	CW-XN920JPH	CW-XN1220VPH	CW-XN1820EPH	CW-XN2420EPH
TECHNICAL DATA	UNIT						
Cooling Capacity	hp	0.5	0.75	1.0	1.5	2.0	2.5
	kJ/h	5,500	7,420	9,500	13,000	19,100	25,500
Power Input	W	511	616	839	1,110	1,640	2,660
EER	kJ/hW	10.8	12	11.3	11.7	11.6	9.6
Noise Level Indoor (Low)	dB A	44	44	44	46	48	52
Power Source	V/Phase Hz	230 V, 1Ø Phase - 60 Hz					
Refrigerant		R32	R32	R32	R32	R32	R32
PHYSICAL DATA							
Unit Dimension	mm	450 x 346 x 590	450 x 346 x 590	450 x 346 x 590	560 x 346 x 655	660 x 428 x 800	660 x 428 x 800
Packaging Dimension	mm	505 x 465 x 660	505 x 465 x 660	505 x 465 x 660	649 x 488 x 756	760 x 582 x 877	760 x 582 x 877
Net Weight	kg	24	28	28	35	61	65
Gross Weight	kg	26	30	30	40	65	69

N SERIES: STANDARD Window Type

CW-N920JPH

CW-N1020VPH CW-N1820EPH
CW-N1220VPH CW-N2420EPH

MODEL NO.		CW-N620JPH	CW-N820JPH	CW-N920JPH	CW-N1220VPH	CW-N1820EPH	CW-N2420EPH
TECHNICAL DATA	UNIT						
Cooling Capacity	hp	0.5	0.75	1.0	1.5	2.0	2.5
	kJ/h	5,500	7,420	9,500	13,000	19,100	25,500
Power Input	W	511	616	839	1,200	1,680	2,660
EER	kJ/hW	10.8	12	11.3	10.8	11.4	9.6
Noise Level Indoor (Low)	dB A	44	44	44	46	48	52
Power Source	V/Phase Hz	230 V, 1Ø Phase - 60 Hz					
Refrigerant		R32	R32	R32	R32	R32	R32
PHYSICAL DATA							
Unit Dimension	mm	450 x 346 x 590	450 x 346 x 590	450 x 346 x 590	560 x 346 x 655	660 x 428 x 800	660 x 428 x 800
Packaging Dimension	mm	505 x 465 x 660	505 x 465 x 660	505 x 465 x 660	649 x 488 x 756	760 x 582 x 877	760 x 582 x 877
Net Weight	kg	24	28	28	35	61	65
Gross Weight	kg	26	30	30	40	65	69

NX Series Product Lineup

- New DELUXE 4-Way Cassette, equipped with nanoe™ X technology (Mark 3)
- Other indoor units are equipped with nanoe™ X technology (Mark 2) as standard
- The NX series features DELUXE and STANDARD series models.

Capacity [Btu/h]	17,100	20,500	24,200	27,600/29,000	34,100	42,700	45,500-47,800
4-Way Cassette DELUXE nanoe X Generator Mark3 CONEX	S-18PU3QA	S-21PU3QA	S-24PU3QA	—	S-34PU3QA	S-43PU3QA	S-48PU3QA
						S-3448PU3QA**	
4-Way Cassette STANDARD nanoe X Generator Mark2 CONEX	S-18PU3Q	S-21PU3Q	S-24PU3Q	S-30PU3Q	S-34PU3Q	S-43PU3Q	S-48PU3Q
						S-3448PU3Q**	
Adaptive Ducted DELUXE/STANDARD nanoe X Generator Mark2 CONEX	S-1821PF3Q		S-2430PF3Q		S-3448PF3Q		
Ceiling Exposed DELUXE nanoe X Generator Mark2 CONEX	S-18PT3QA	S-21PT3QA	S-24PT3QA	—	S-34PT3QA	S-43PT3QA	S-48PT3QA
						S-3448PT3QA**	
Ceiling Exposed STANDARD nanoe X Generator Mark2 CONEX	S-18PT3Q	S-21PT3Q	S-24PT3Q	S-30PT3Q	S-34PT3Q	S-43PT3Q	S-48PT3Q
						S-3448PT3Q**	
Outdoor DELUXE INVERTER R32	U-18PRH1Q6	U-21PRH1Q6	U-24PRH1Q6	—	U-34PRH1Q6	U-43PRH1Q6	U-48PRH1Q6
	—	—	—	—	—	U-43PRH1Q9**	U-48PRH1Q9**
Outdoor STANDARD INVERTER R32	U-18PR1Q6	U-21PR1Q6	U-24PR1Q6	U-30PR1Q6	U-34PR1Q6	U-43PR1Q6	U-48PR1Q6
	—	—	—	—	—	U-43PR1Q9**	U-48PR1Q9**

* Black models are also available.
** 3-phase model newly added. Note: DELUXE and STANDARD Series indoor units can only be connected to outdoor units of the same series.

Differences between DELUXE and STANDARD 4-Way Cassette

The DELUXE and STANDARD series differ in terms of nanoe effectiveness, energy efficiency and operating temperature, depending on the project requirements.

Differences	DELUXE Series	STANDARD Series
nanoe™X	Generator Mark 3	Generator Mark 2
CONEX	Connectable	Connectable
COP	Ave. 4.15	Ave. 3.38
CSPF	Ave. 6.50	Ave. 5.80
Operation range	16 - 52°C	16 - 46°C
Piping length	5-50m for all range	24,200Btu or less 5-30m 29,000Btu and above 5-50m

24-hour nanoe™X Air Protection

Get 24 hours of quality air for you and your loved ones by turning nanoe™ X on using Panasonic Comfort Cloud anywhere, anytime. nanoe™ X functions in the cooling mode and is maintenance-free, helping you enjoy cleaner air while keeping your costs down.

Please refer to the nanoe™ X website.

7 Effects of nanoe™ X : Creating Cleaner Environments

nanoe™ inhibits 5 types of pollutants, deodorises and moisturises thanks to the action of hydroxyl radicals contained in water.

- **Deodorises**: Odours
- **Inhibits 5 types of pollutants**: Bacteria & viruses, Mould, Allergens, Pollen, Hazardous substances
- **Moisturises**: Skin & Hair

nanoe™ X Effectiveness Proven in Large Space

Access to the evidence page of nanoe™ X effect

NEW

Smart Comfort with CONEX

CONEX offers IoT integration that connects directly to a variety of apps for next-generation solutions.
Easy control and access for end users, installers, and service partners with just one remote.

Please refer to the CONEX website.

New CONEX Control

New smart design with built-in BLE & WLAN model.

Comfort Cloud-End User
High level control and energy monitoring via WLAN and cloud giving access from anywhere anytime.

H&C Control App-End User & Installer
H&C Control App makes complex initial set-up easy and allows installers to respond swiftly to clients' requests via Bluetooth .

H&C Diagnosis App-Service Partner
Provides the service partner with detailed operational data, for in-depth analysis and optimising the system.

*1 Black models are also available.

DELUXE
4-WAY CASSETTE

- With the further advanced air purification technology of nanoe™ X Generator Mark 3.
- Powerful industry-leading, 360° wide, comfortable airflow.
- The drain pump can pump water up to a height of 850 mm, making drain pipe layout easy.

Panel

CZ-KPU3H

(Accessory)

(Optional Wired Remote Controller)

CZ-RTC6W/6
CZ-RTC6WBL*1/6BL*1
CZ-RTC6WBLW*2/6BLW*2
*1 BL=BLE, *2 BLW=BLE&WLAN

CZ-RTC5B

CZ-RTC4

nanoeX Generator Mark3

DELUXE — Specifications of R32 DELUXE Series

Capacity [Btu/h(Phase)]			17,100	20,500	24,200	34,100	42,700	42,700(3)	47,800	47,800(3)
Power Source		V/Phase Hz	230V, 1Ø Phase - 60Hz					400V, 3Ø Phase -60Hz	230V, 1Ø Phase - 60Hz	400V, 3Ø Phase - 60Hz
Indoor Unit			S-18PU3QA	S-21PU3QA	S-24PU3QA	S-34PU3QA	S-43PU3QA	S-3448PU3QA	S-48PU3QA	S-3448PU3QA
Outdoor Unit			U-18PRH1Q6	U-21PRH1Q6	U-24PRH1Q6	U-34PRH1Q6	U-43PRH1Q6	U-43PRH1Q9	U-48PRH1Q6	U-48PRH1Q9
Panel			CZ-KPU3H	CZ-KPU3H	CZ-KPU3H	CZ-KPU3H	CZ-KPU3H	CZ-KPU3H	CZ-KPU3H	CZ-KPU3H
Cooling Capacity: Rated (Min-Max)		kW	5.00 (2.00-6.00)	6.00 (2.00-6.30)	7.10 (2.10-8.00)	10.00 (3.80-11.20)	12.50 (3.80-14.00)	12.50 (3.80-14.00)	14.00 (5.30-15.50)	14.00 (5.30-15.50)
		Btu/h	17,100 (6,820-20,500)	20,500 (6,820-21,500)	24,200 (7,170-27,300)	34,100 (13,000-38,200)	42,700 (13,000-47,800)	42,700 (13,000-47,800)	47,800 (18,100-52,900)	47,800 (18,100-52,900)
Current: Rated (Max)		A	4.1 (9.1)	5.7 (11.0)	7.0 (12.0)	11.1 (25.5)	16.2 (26.0)	5.3 (10.5)	19.4 (28.0)	6.4 (11.5)
Power Input: Rated (Min-Max)		kW	0.90 (0.26-1.35)	1.27 (0.26-1.65)	1.57 (0.28-2.25)	2.35 (0.62-3.00)	3.42 (0.63-4.10)	3.42 (0.63-4.10)	4.10 (0.96-4.90)	4.10 (0.96-4.90)
CSPF			7.50	7.10	6.80	6.60	6.30	6.30	5.70	5.70
COP/EER		W/W	5.56	4.72	4.52	4.26	3.65	3.65	3.41	3.41
		Btu/hW	19.00	16.14	15.41	14.51	12.49	12.49	11.66	11.66
Indoor Unit										
Air Volume		m³/min	25.0	25.0	25.0	36.4	36.4	36.4	36.4	36.4
		cfm	882	882	882	1,285	1,285	1,285	1,285	1,285
Sound Pressure Level (Hi/Lo)		dB (A)	42 / 35	42 / 35	42 / 35	47 / 41	47 / 41	47 / 41	47 / 41	47 / 41
Sound Power Level (Hi/Lo)		dB (A)	57 / 50	57 / 50	57 / 50	62 / 56	62 / 56	62 / 56	62 / 56	62 / 56
Dimension	Indoor (H×W×D)	mm	256 x 840 x 840	256 x 840 x 840	256 x 840 x 840	319 x 840 x 840	319 x 840 x 840	319 x 840 x 840	319 x 840 x 840	319 x 840 x 840
	Panel (H×W×D)	mm	44 x 950 x 950	44 x 950 x 950	44 x 950 x 950	44 x 950 x 950	44 x 950 x 950	44 x 950 x 950	44 x 950 x 950	44 x 950 x 950
Net Weight	Indoor	kg	21	21	21	24	24	24	24	24
	Panel	kg	5	5	5	5	5	5	5	5
Outdoor Unit										
Sound Pressure Level		dB (A)	50	51	53	54	57	57	58	58
Sound Power Level		dB (A)	69	70	72	73	76	76	77	77
Dimension	Outdoor (H×W×D)	mm	695 x 875 x 320	695 x 875 x 320	695 x 875 x 320	996 x 980 x 370	996 x 980 x 370	996 x 980 x 370	996 x 980 x 370	996 x 980 x 370
Net Weight		kg	39	39	39	69	69	67	75	73
Piping Connection	Gas Pipe	mm (inch)	12.70 (1/2)	12.70 (1/2)	15.88 (5/8)	15.88 (5/8)	15.88 (5/8)	15.88 (5/8)	15.88 (5/8)	15.88 (5/8)
	Liquid Pipe	mm (inch)	6.35 (1/4)	6.35 (1/4)	9.52 (3/8)	9.52 (3/8)	9.52 (3/8)	9.52 (3/8)	9.52 (3/8)	9.52 (3/8)
Pipe Length	Min-Max	m	5 - 50	5 - 50	5 - 50	5 - 50	5 - 50	5 - 50	5 - 50	5 - 50
Elevation Difference		m	30	30	30	30	30	30	30	30
Maximum Chargeless Length	Max	m	30	30	30	30	30	30	30	30
Additional Gas		g/m	15	15	25	25	25	25	25	25
Operation Range, Outdoor	Min-Max	°C	16-52	16-52	16-52	16-52	16-52	16-52	16-52	16-52

* Specifications are subject to change without notice. Please refer to technical documents for more details. * The sound pressure level is measured in accordance with JIS C 9612 and JIS B 8616. * DELUXE series indoor units can only be connected to outdoor units of the same series.

STANDARD
4-WAY CASSETTE

- Industry-leading powerful, 360° wide & comfortable airflow.
- Individual flap control for true-comfort.
- The drain pump can pump water up to a height of 850 mm, making drain pipe layout easy.

Panel

CZ-KPU3H

(Accessory)

(Optional Wired Remote Controller)

CZ-RTC6W/6
CZ-RTC6WBL*1/6BL*1
CZ-RTC6WBLW*2/6BLW*2
*1 BL=BLE, *2 BLW=BLE&WLAN

CZ-RTC5B

CZ-RTC4

nanoeX Generator Mark2

STANDARD — Specifications of R32 STANDARD Series

Capacity [Btu/h(Phase)]			17,100	20,500	24,200	29,000	34,100	42,700	42,700 (3)	47,800	47,800(3)
Power Source		V/Phase Hz	230V, 1Ø Phase - 60Hz						400V, 3Ø Phase - 60Hz	230V, 1Ø Phase - 60Hz	400V, 3Ø Phase - 60Hz
Indoor Unit			S-18PU3Q	S-21PU3Q	S-24PU3Q	S-30PU3Q	S-34PU3Q	S-43PU3Q	S-3448PU3Q	S-48PU3Q	S-3448PU3Q
Outdoor Unit			U-18PR1Q6	U-21PR1Q6	U-24PR1Q6	U-30PR1Q6	U-34PR1Q6	U-43PR1Q6	U-43PR1Q9	U-48PR1Q6	U-48PR1Q9
Panel			CZ-KPU3H	CZ-KPU3H	CZ-KPU3H	CZ-KPU3H	CZ-KPU3H	CZ-KPU3H	CZ-KPU3H	CZ-KPU3H	CZ-KPU3H
Cooling Capacity: Rated (Min-Max)		kW	5.00 (2.00-5.60)	6.00 (2.00-6.30)	7.10 (2.10-8.00)	8.50 (2.10-10.00)	10.00 (3.20-11.20)	12.50 (3.80-14.00)	12.50 (3.80-14.00)	14.00 (3.80-14.71)	14.00 (3.80-14.71)
		Btu/h	17,100 (6,820-19,100)	20,500 (6,820-21,500)	24,200 (7,170-27,300)	29,000 (7,170-34,100)	34,100 (10,900-38,200)	42,700 (13,000-47,800)	42,700 (13,000-47,800)	47,800 (13,000-50,200)	47,800 (13,000-50,200)
Current: Rated (Max)		A	5.2(9.1)	7.7(11.0)	8.8(12.0)	11.2(15.5)	14.3(16.5)	17.7(26.0)	5.8(10.5)	22.8(28.0)	7.5(11.0)
Power Input: Rated (Min-Max)		kW	1.14 (0.38-1.50)	1.71 (0.38-2.10)	1.99 (0.30-2.26)	2.52 (0.28-3.33)	3.23 (0.61-3.73)	3.74 (0.63-4.25)	3.74 (0.63-4.25)	4.83 (0.63-5.10)	4.83 (0.63-5.10)
CSPF			6.27	5.89	6.08	5.97	5.89	5.80	5.80	5.23	5.23
COP/EER		W/W	4.39	3.51	3.57	3.37	3.10	3.34	3.34	2.90	2.90
		Btu/hW	15.00	11.99	12.16	11.51	10.56	11.42	11.42	9.90	9.90
Indoor Unit											
Air Volume		m³/min	25.0	25.0	25.0	25.0	36.4	36.4	36.4	36.4	36.4
		cfm	882	882	882	882	1,285	1,285	1,285	1,285	1,285
Sound Pressure Level (Hi/Lo)		dB (A)	42 / 35	42 / 35	42 / 35	42 / 35	47 / 41	47 / 41	47 / 41	47 / 41	47 / 41
Sound Power Level (Hi/Lo)		dB (A)	57 / 50	57 / 50	57 / 50	57 / 50	62 / 56	62 / 56	62 / 56	62 / 56	62 / 56
Dimension	Indoor (HxWxD)	mm	256 x 840 x 840	256 x 840 x 840	256 x 840 x 840	256 x 840 x 840	319 x 840 x 840	319 x 840 x 840	319 x 840 x 840	319 x 840 x 840	319 x 840 x 840
	Panel (HxWxD)	mm	44 x 950 x 950	44 x 950 x 950	44 x 950 x 950	44 x 950 x 950	44 x 950 x 950	44 x 950 x 950	44 x 950 x 950	44 x 950 x 950	44 x 950 x 950
Net Weight	Indoor	kg	21	21	21	21	24	24	24	24	24
	Panel	kg	5	5	5	5	5	5	5	5	5
Outdoor Unit											
Sound Pressure Level		dB (A)	49	50	51	53	55	57	57	58	58
Sound Power Level		dB (A)	68	69	70	72	74	76	76	77	77
Dimension	Outdoor (HxWxD)	mm	619 x 824 x 299	619 x 824 x 299	619 x 824 x 299	695 x 875 x 320	695 x 875 x 320	996 x 980 x 370	996 x 980 x 370	996 x 980 x 370	996 x 980 x 370
Net Weight		kg	29	29	33	39	48	68	67	68	67
Piping Connection	Gas Pipe	mm (inch)	12.70 (1/2)	12.70 (1/2)	15.88 (5/8)	15.88 (5/8)	15.88 (5/8)	15.88 (5/8)	15.88 (5/8)	15.88 (5/8)	15.88 (5/8)
	Liquid Pipe	mm (inch)	6.35 (1/4)	6.35 (1/4)	9.52 (3/8)	9.52 (3/8)	9.52 (3/8)	9.52 (3/8)	9.52 (3/8)	9.52 (3/8)	9.52 (3/8)
Pipe Length	Min-Max	m	5 - 30	5 - 30	5 - 30	5 - 50	5 - 50	5 - 50	5 - 50	5 - 50	5 - 50
Elevation Difference		m	20	20	20	30	30	30	30	30	30
Maximum Chargeless Length	Max	m	10	10	10	30	30	30	30	30	30
Additional Gas		g/m	15	15	15	25	25	25	25	25	25
Operation Range, Outdoor	Min-Max	°C	16-46	16-46	16-46	16-46	16-46	16-46	16-46	16-46	16-46

* Specifications are subject to change without notice. Please refer to technical documents for more details. * The sound pressure level is measured in accordance with JIS C 9612 and JIS B 8616. * STANDARD series indoor units can only be connected to outdoor units of the same series.

What's New of nanoe™ X Generator Mark 3

48 Trillion Hydroxyl Radicals Generated

The amount of hydroxyl radicals generated increased 100 times, compared to original nanoe™.

Higher Concentration, Even in Large Spaces

Greater effectiveness even in large spaces of more than 100 m².

nanoe™ X Concentration Simulation

Higher concentration levels of generator mark 3 than mark 2.

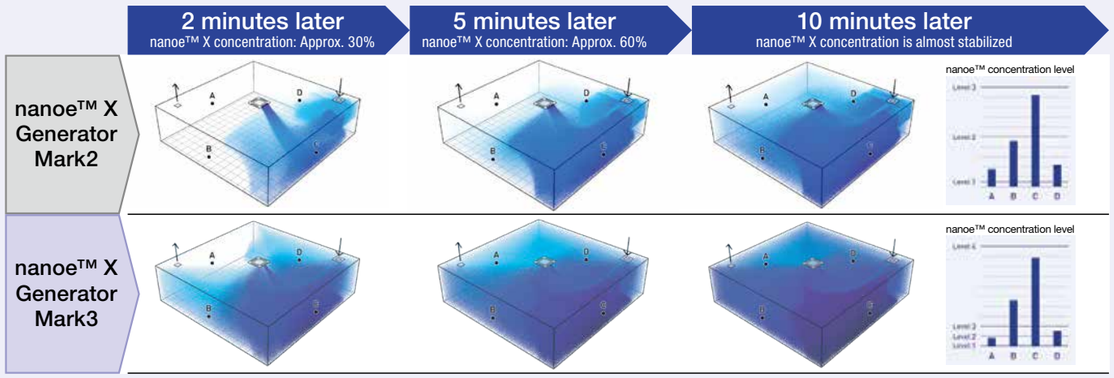

Conditions of the simulation : Verification space: 168 m³ / Room size: 70 m²/
Room height: 2.4 m/Inspection model: 4-way cassette / Position of IDU: center

nanoe™ concentration level 1 2 3 4

* There are 7 key benefits provided by nanoe which commence when concentration reaches Level 1. The concentration level affects the speed at which the benefits occur. Concentration level 2 is 10 times the concentration of level 1, and concentration level 3 is 20 times the concentration of level1. ** The results shown are for simulation purpose only and concentration may vary due to actual room conditions

Advantages of New 4-way Cassette

Compact, Modern & Flat Panel Design

Featuring uniform cooling, easy installation, and with a sleek exterior, this unit is the perfect match for all commercial applications.

Powerful Airflow

Thanks to its compact design the Twisted 3D Blade Fan increases airflow.



360° Comfortable Airflow

Air coming out of the center of the discharge outlets travels farther. Air is discharged across a wide area from the four sides of the unit.

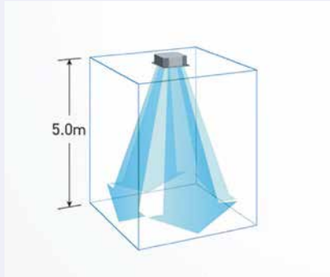

Wide Flap

A wider main flap and sub flap reduce turbulence and increase airflow. Also, a wider angle jetting port allows airflow to reach as far as five meters.

* 4-Way Cassette : 3448PU type

DELUXE / STANDARD

ADAPTIVE DUCTED

- Air intake from rear as standard. Industry-leading horizontal and vertical design.
- Powerful 150Pa ESP and space saving 250 mm height, filter included.
- Built-in Drain pump and selectable air inlet position (bottom and rear).

nanoeX Generator Mark2

Selectable Remote Controller

CZ-RTC6W/6
CZ-RTC6WBL*1/6BL*1
CZ-RTC6WBLW*2/6BLW*2
*1 BL=BLE, *2 BLW=BLE&WLAN

CZ-RTC5B

CZ-RTC4

DELUXE

Specifications of R32 DELUXE Series R32

Capacity [Btu/h(Phase)]			17,100	20,500	24,200	34,100	42,700	42,700(3)	47,800	47,800(3)
Power Source		V/Phase Hz	230V, 1Ø Phase - 60Hz					400V, 3Ø Phase - 60Hz	230V, 1Ø Phase - 60Hz	400V, 3Ø Phase - 60Hz
Indoor Unit			S-1821PF3Q	S-1821PF3Q	S-2430PF3Q	S-3448PF3Q	S-3448PF3Q	S-3448PF3Q	S-3448PF3Q	S-3448PF3Q
Outdoor Unit			U-18PRH1Q6	U-21PRH1Q6	U-24PRH1Q6	U-34PRH1Q6	U-43PRH1Q6	U-43PRH1Q9	U-48PRH1Q6	U-48PRH1Q9
Cooling Capacity: Rated (Min-Max)		kW	5.00 (1.60-6.00)	6.00 (1.60-6.30)	7.10 (1.80-8.00)	10.00 (3.80-11.20)	12.50 (3.80-14.00)	12.50 (3.80-14.00)	14.00 (5.30-15.50)	14.00 (5.30-15.50)
		Btu/h	17,100 (5,460-20,500)	20,500 (5,460-21,500)	24,200 (6,140-27,300)	34,100 (13,000-38,200)	42,700 (13,000-47,800)	42,700 (13,000-47,800)	47,800 (18,100-52,900)	47,800 (18,100-52,900)
Current: Rated (Max)		A	5.3 (9.1)	7.1 (11.0)	8.0 (12.0)	11.3 (25.5)	17.0 (26.0)	5.6 (10.5)	20.5 (28.0)	6.7 (11.5)
Power Input: Rated (Min-Max)		kW	1.16 (0.24-1.55)	1.58 (0.24-1.80)	1.80 (0.30-2.35)	2.40 (0.65-3.08)	3.59 (0.65-4.35)	3.59 (0.65-4.35)	4.34 (0.96-5.15)	4.34 (0.96-5.15)
CSPF			5.90	5.60	6.10	6.40	5.45	5.45	5.55	5.55
COP/EER		W/W	4.31	3.80	3.94	4.17	3.48	3.48	3.23	3.23
		Btu/hW	14.74	12.97	13.44	14.21	11.89	11.89	11.01	11.01
Indoor Unit										
Air Volume		m³/min	16.0	16.0	21.0	36.0	36.0	36.0	36.0	36.0
		cfm	565	565	740	1,270	1,270	1,270	1,270	1,270
External static pressure		Pa	30 (10-150)	30 (10-150)	30 (10-150)	50 (10-150)	50 (10-150)	50 (10-150)	50 (10-150)	50 (10-150)
Sound Pressure Level (Hi/Lo)		dB (A)	35 / 29	35 / 29	35 / 29	40 / 30	40 / 30	40 / 30	40 / 30	40 / 30
Sound Power Level (Hi/Lo)		dB (A)	58 / 52	58 / 52	58 / 52	63 / 53	63 / 53	63 / 53	63 / 53	63 / 53
Dimension	Indoor (H×W×D)	mm	250 x 800 x 730	250 x 800 x 730	250 x 1,000 x 730	250 x 1,400 x 730	250 x 1,400 x 730	250 x 1,400 x 730	250 x 1,400 x 730	250 x 1,400 x 730
Net Weight	Indoor	kg	25	25	30	39	39	39	39	39
Outdoor Unit										
Sound Pressure Level		dB (A)	50	51	53	54	57	57	58	58
Sound Power Level		dB (A)	69	70	72	73	76	76	77	77
Dimension	Outdoor (H×W×D)	mm	695 x 875 x 320	695 x 875 x 320	695 x 875 x 320	996 x 980 x 370	996 x 980 x 370	996 x 980 x 370	996 x 980 x 370	996 x 980 x 370
Net Weight		kg	39	39	39	69	69	67	75	73
Piping Connection	Gas Pipe	mm (inch)	12.70 (1/2)	12.70 (1/2)	15.88 (5/8)	15.88 (5/8)	15.88 (5/8)	15.88 (5/8)	15.88 (5/8)	15.88 (5/8)
	Liquid Pipe	mm (inch)	6.35 (1/4)	6.35 (1/4)	9.52 (3/8)	9.52 (3/8)	9.52 (3/8)	9.52 (3/8)	9.52 (3/8)	9.52 (3/8)
Pipe Length	Min-Max	m	5 - 50	5 - 50	5 - 50	5 - 50	5 - 50	5 - 50	5 - 50	5 - 50
Elevation Difference		m	30	30	30	30	30	30	30	30
Maximum Chargeless Length	Max	m	30	30	30	30	30	30	30	30
Additional Gas		g/m	15	15	25	25	25	25	25	25
Operation Range, Outdoor	Min-Max	°C	16-52	16-52	16-52	16-52	16-52	16-52	16-52	16-52

* Specifications are subject to change without notice. Please refer to technical documents for more details. * The sound pressure level is measured in accordance with JIS C 9612 and JIS B 8616. * DELUXE series indoor units can only be connected to outdoor units of the same series.

Flexible Installation Adaptive Ducted

New NX Series Adaptive Ducted units can be mounted not only horizontally but also vertically without the need for alterations. Our groundbreaking drain pan design delivers a new level of flexibility in an industry-leading vertical installation.

Product information

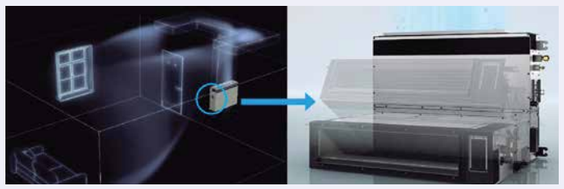

Vertical

Horizontal

Compact Body with Powerful 150 Pa ESP

The indoor units have also been completely renewed, offering a 40 mm height reduction to only 250 mm* and a weight reduction of up to 10%, all while maintaining the same powerful 150 Pa.

* Compared to conventional model.

Space saving 250 mm height

Note: In the case of 5.0kW and 6.0kW.

nanoeX Generator Mark2

STANDARD

Specifications of R32 STANDARD Series R32

Capacity [Btu/h(Phase)]			17,100	20,500	24,200	27,600	34,100	42,700	42,700 (3)	47,000	47,000(3)
Power Source		V/Phase Hz	230V, 1Ø Phase - 60Hz						400V, 3Ø Phase - 60Hz	230V, 1Ø Phase - 60Hz	400V, 3Ø Phase - 60Hz
Indoor Unit			S-1821PF3Q	S-1821PF3Q	S-2430PF3Q	S-2430PF3Q	S-3448PF3Q	S-3448PF3Q	S-3448PF3Q	S-3448PF3Q	S-3448PF3Q
Outdoor Unit			U-18PR1Q6	U-21PR1Q6	U-24PR1Q6	U-30PR1Q6	U-34PR1Q6	U-43PR1Q6	U-43PR1Q9	U-48PR1Q6	U-48PR1Q9
Cooling Capacity: Rated (Max)		kW	5.00 (2.00-5.60)	6.00 (2.00-6.30)	7.10 (2.00-7.60)	8.10 (2.00-8.90)	10.00 (3.20-11.20)	12.50 (3.80-13.50)	12.50 (3.80-13.50)	13.77 (3.80-14.20)	13.77 (3.80-14.20)
		Btu/h	17,100 (6,820-19,100)	20,500 (6,820-21,500)	24,200 (6,820-25,900)	27,600 (6,820-30,400)	34,100 (10,900-38,200)	42,700 (13,000-46,100)	42,700 (13,000-46,100)	47,000 (13,000-48,500)	47,000 (13,000-48,500)
Current: Rated (Min-Max)		A	6.9(9.1)	8.7(11.0)	10.1(12.0)	11.5(15.5)	13.8(16.5)	18.7(26.0)	6.1(10.5)	22.5(28.0)	7.4(11.0)
Power Input: Rated (Min-Max)		kW	1.54 (0.41-1.75)	1.95 (0.41-2.30)	2.27 (0.34-2.48)	2.60 (0.33-2.90)	3.12 (0.59-3.65)	3.96 (0.65-4.35)	3.96 (0.65-4.35)	4.77 (0.65-4.95)	4.77 (0.65-4.95)
CSPF			5.02	4.65	5.21	5.21	4.74	5.02	5.02	4.74	4.74
COP/EER		W/W	3.25	3.08	3.13	3.12	3.21	3.16	3.16	2.89	2.89
		Btu/hW	11.10	10.51	10.66	10.62	10.93	10.78	10.78	9.85	9.85
Indoor Unit											
Air Volume		m³/min	16.0	16.0	21.0	21.0	36.0	36.0	36.0	36.0	36.0
		cfm	565	565	740	740	1,270	1,270	1,270	1,270	1,270
External static pressure		Pa	30 (10-150)	30 (10-150)	30 (10-150)	30 (10-150)	50 (10-150)	50 (10-150)	50 (10-150)	50 (10-150)	50 (10-150)
Sound Pressure Level (Hi/Lo)		dB (A)	35 / 29	35 / 29	35 / 29	35 / 29	40 / 30	40 / 30	40 / 30	40 / 30	40 / 30
Sound Power Level (Hi/Lo)		dB (A)	58 / 52	58 / 52	58 / 52	58 / 52	63 / 53	63 / 53	63 / 53	63 / 53	63 / 53
Dimension	Indoor (HxWxD)	mm	250 x 800 x 730	250 x 800 x 730	250 x 1,000 x 730	250 x 1,000 x 730	250 x 1,400 x 730	250 x 1,400 x 730	250 x 1,400 x 730	250 x 1,400 x 730	250 x 1,400 x 730
Net Weight	Indoor	kg	25	25	30	30	39	39	39	39	39
Outdoor Unit											
Sound Pressure Level		dB (A)	50	51	51	53	55	57	57	58	58
Sound Power Level		dB (A)	69	70	70	72	74	76	76	77	77
Dimension	Outdoor (HxWxD)	mm	619 x 824 x 299	619 x 824 x 299	619 x 824 x 299	695 x 875 x 320	695 x 875 x 320	996 x 980 x 370	996 x 980 x 370	996 x 980 x 370	996 x 980 x 370
Net Weight		kg	29	29	33	39	48	68	67	68	67
Piping Connection	Gas Pipe	mm (inch)	12.70 (1/2)	12.70 (1/2)	15.88 (5/8)	15.88 (5/8)	15.88 (5/8)	15.88 (5/8)	15.88 (5/8)	15.88 (5/8)	15.88 (5/8)
	Liquid Pipe	mm (inch)	6.35 (1/4)	6.35 (1/4)	9.52 (3/8)	9.52 (3/8)	9.52 (3/8)	9.52 (3/8)	9.52 (3/8)	9.52 (3/8)	9.52 (3/8)
Pipe Length	Min-Max	m	5 - 30	5 - 30	5 - 30	5 - 50	5 - 50	5 - 50	5 - 50	5 - 50	5 - 50
Elevation Difference		m	20	20	20	30	30	30	30	30	30
Maximum Chargeless Length	Max	m	10	10	10	30	30	30	30	30	30
Additional Gas		g/m	15	15	15	25	25	25	25	25	25
Operation Range, Outdoor	Min-Max	°C	16-46	16-46	16-46	16-46	16-46	16-46	16-46	16-46	16-46

* Specifications are subject to change without notice. Please refer to technical documents for more details. * The sound pressure level is measured in accordance with JIS C 9612 and JIS B 8616. * STANDARD series indoor units can only be connected to outdoor units of the same series.

Technical Focus

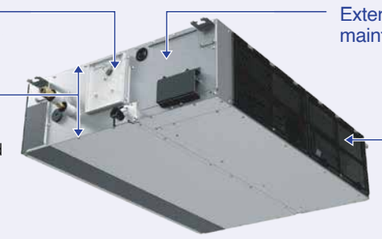

Built-in Drain pump (DC motor pump)

External electrical equipment box makes maintenance easy

Space saving height of 250mm for all models

250mm standardised height provides easy and uniform installation for models with different capacities, especially when ceiling heights are restricted.

Built-in filter

Superior air quality nanoeX

The new ducted models are equipped with nanoe™ X as standard, an unique air quality improvement technology producing twice the amount of hydroxyl radicals compared to previous generations. Combined with the strong static pressure this ensures pristine nanoe™ X air travels unaffected even through multiple duct shapes at lengths of 10m, as well as making them ideal for use in larger spaces.

Note: PF3 and PE3 (16.0kW and below) ranges only.

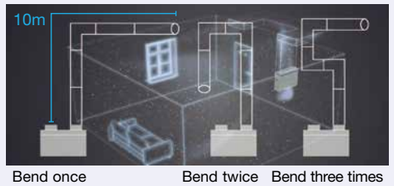

Bend once Bend twice Bend three times

Based on in-house test result, even with a total ductwork length up to 10m, effectiveness of nanoe™ X is maintained.

Selectable air inlet position

A removable panel allows air inlet position to be adjusted to enable rear or bottom entry, depending on ductwork installation.



DELUXE / STANDARD

CEILING EXPOSED

- The slim design makes thickness only 235 mm.
- Compact looking, stylish, one-motion design.
- Comfortable, long-distance airflow distribution.

(Accessory)

(Optional Wired Remote Controller)

CZ-RTC6W/6
CZ-RTC6WBL*1/6BL*1
CZ-RTC6WBLW*2/6BLW*2

CZ-RTC5B

CZ-RTC4

*1 BL=BLE, *2 BLW=BLE&WLAN

nanoeX Generator Mark2

nanoeX Generator Mark2

DELUXE

Specifications of R32 DELUXE Series

Capacity [Btu/h(Phase)]			17,100	20,500	24,200	34,100	42,700	42,700(3)	47,800	47,800(3)
Power Source		V/Phase Hz	230V, 1Ø Phase - 60Hz					400V, 3Ø Phase - 60Hz	230V, 1Ø Phase - 60Hz	400V, 3Ø Phase - 60Hz
Indoor Unit			S-18PT3QA	S-21PT3QA	S-24PT3QA	S-34PT3QA	S-43PT3QA	S-3448PT3QA	S-48PT3QA	S-3448PT3QA
Outdoor Unit			U-18PRH1Q6	U-21PRH1Q6	U-24PRH1Q6	U-34PRH1Q6	U-43PRH1Q6	U-43PRH1Q9	U-48PRH1Q6	U-48PRH1Q9
Cooling Capacity: Rated (Min-Max)		kW	5.00 (1.80-6.00)	6.00 (1.80-6.30)	7.10 (1.80-8.00)	10.00 (3.80-11.20)	12.50 (3.80-14.00)	12.50 (3.80-14.00)	14.00 (5.30-15.50)	14.00 (5.30-15.50)
		Btu/h	17,100 (6,140-20,500)	20,500 (6,140-21,500)	24,200 (6,140-27,300)	34,100 (13,000-38,200)	42,700 (13,000-47,800)	42,700 (13,000-47,800)	47,800 (18,100-52,900)	47,800 (18,100-52,900)
Current: Rated (Max)		A	4.9 (9.1)	6.5 (11.0)	7.5 (12.0)	11.7 (25.5)	17.7 (26.0)	5.8 (10.5)	20.0 (28.0)	6.6 (11.5)
Power Input: Rated (Min-Max)		kW	1.08 (0.27-1.43)	1.44 (0.27-1.72)	1.70 (0.25-2.15)	2.47 (0.68-3.04)	3.75 (0.68-4.40)	3.75(0.68-4.40)	4.24 (0.94-5.00)	4.24 (0.94-5.00)
CSPF			7.20	6.70	6.85	6.05	5.50	5.50	5.40	5.40
COP/EER		W/W	4.63	4.17	4.18	4.05	3.33	3.33	3.30	3.30
		Btu/hW	15.83	14.24	14.24	13.81	11.39	11.39	11.27	11.27
Indoor Unit										
Air Volume		m³/min	15.0	15.0	21.0	35.0	35.0	35.0	35.0	35.0
		cfm	530	530	740	1,235	1,235	1,235	1,235	1,235
Sound Pressure Level (Hi/Lo)		dB (A)	38 / 29	38 / 29	40 / 32	46 / 38	46 / 38	46 / 38	46 / 38	46 / 38
Sound Power Level (Hi/Lo)		dB (A)	56 / 47	56 / 47	58 / 50	64 / 56	64 / 56	64 / 56	64 / 56	64 / 56
Dimension	Indoor (H×W×D)	mm	235 x 960 x 690	235 x 960 x 690	235 x 1,275 x 690	235 x 1,590 x 690	235 x 1,590 x 690	235 x 1,590 x 690	235 x 1,590 x 690	235 x 1,590 x 690
Net Weight	Indoor	kg	26	26	34	40	40	40	40	40
Outdoor Unit										
Sound Pressure Level		dB (A)	50	51	53	54	57	57	58	58
Sound Power Level		dB (A)	69	70	72	73	76	76	77	77
Dimension	Outdoor (H×W×D)	mm	695 x 875 x 320	695 x 875 x 320	695 x 875 x 320	996 x 980 x 370	996 x 980 x 370	996 x 980 x 370	996 x 980 x 370	996 x 980 x 370
Net Weight		kg	39	39	39	69	69	67	75	73
Piping Connection	Gas Pipe	mm (inch)	12.70 (1/2)	12.70 (1/2)	15.88 (5/8)	15.88 (5/8)	15.88 (5/8)	15.88 (5/8)	15.88 (5/8)	15.88 (5/8)
	Liquid Pipe	mm (inch)	6.35 (1/4)	6.35 (1/4)	9.52 (3/8)	9.52 (3/8)	9.52 (3/8)	9.52 (3/8)	9.52 (3/8)	9.52 (3/8)
Pipe Length	Min-Max	m	5 - 50	5 - 50	5 - 50	5 - 50	5 - 50	5 - 50	5 - 50	5 - 50
Elevation Difference		m	30	30	30	30	30	30	30	30
Maximum Chargeless Length	Max	m	30	30	30	30	30	30	30	30
Additional Gas		g/m	15	15	25	25	25	25	25	25
Operation Range, Outdoor	Min-Max	°C	16-52	16-52	16-52	16-52	16-52	16-52	16-52	16-52

* Specifications are subject to change without notice. Please refer to technical documents for more details. * The sound pressure level is measured in accordance with JIS C 9612 and JIS B 8616. * DELUXE series indoor units can only be connected to outdoor units of the same series.

STANDARD

Specifications of R32 STANDARD Series

Capacity [Btu/h(Phase)]			17,100	20,500	24,200	29,000	34,100	42,700	42,700 (3)	45,500	45,500(3)
Power Source		V/Phase Hz	230V, 1Ø Phase - 60Hz						400V, 3Ø Phase - 60Hz	230V, 1Ø Phase - 60Hz	400V, 3Ø Phase - 60Hz
Indoor Unit			S-18PT3Q	S-21PT3Q	S-24PT3Q	S-30PT3Q	S-34PT3Q	S-43PT3Q	S-3448PT3Q	S-48PT3Q	S-3448PT3Q
Outdoor Unit			U-18PR1Q6	U-21PR1Q6	U-24PR1Q6	U-30PR1Q6	U-34PR1Q6	U-43PR1Q6	U-43PR1Q9	U-48PR1Q6	U-48PR1Q9
Cooling Capacity: Rated (Min-Max)		kW	5.00 (2.00-5.60)	6.00 (2.00-6.30)	7.10 (2.00-7.80)	8.50 (2.00-9.60)	10.00 (3.20-11.20)	12.50 (3.80-13.54)	12.50 (3.80-13.54)	13.33 (3.80-14.00)	13.33 (3.80-14.00)
		Btu/h	17,100 (6,820-19,100)	20,500 (6,820-21,500)	24,200 (6,820-26,600)	29,000 (6,820-32,800)	34,100 (10,900-38,200)	42,700 (13,000-46,200)	42,700 (13,000-46,200)	45,500 (13,000-47,800)	45,500 (13,000-47,800)
Current: Rated (Max)		A	6.0(9.1)	8.6(11.0)	9.3(12.0)	12.2(15.5)	14.9(16.5)	19.4(26.0)	6.4(10.5)	21.3(28.0)	7.0(11.0)
Power Input: Rated (Min-Max)		kW	1.33 (0.39-1.65)	1.92 (0.39-2.25)	2.10 (0.32-2.36)	2.75 (0.29-3.31)	3.36 (0.58-3.77)	4.10 (0.68-4.50)	4.10 (0.68-4.50)	4.50 (0.68-4.80)	4.50 (0.68-4.80)
CSPF			6.18	5.65	5.51	5.86	5.04	5.08	5.08	4.98	4.98
COP/EER		W/W	3.76	3.13	3.38	3.09	2.98	3.05	3.05	2.96	2.96
		Btu/hW	12.86	10.68	11.52	10.55	10.15	10.41	10.41	10.11	10.11
Indoor Unit											
Air Volume		m³/min	15.0	15.0	21.0	21.0	35.0	35.0	35.0	35.0	35.0
		cfm	530	530	740	740	1,235	1,235	1,235	1,235	1,235
Sound Pressure Level (Hi/Lo)		dB (A)	38 / 29	38 / 29	40 / 32	40 / 32	46 / 38	46 / 38	46 / 38	46 / 38	46 / 38
Sound Power Level (Hi/Lo)		dB (A)	56 / 47	56 / 47	58 / 50	58 / 50	64 / 56	64 / 56	64 / 56	64 / 56	64 / 56
Dimension	Indoor (HxWxD)	mm	235 x 960 x 690	235 x 960 x 690	235 x 1,275 x 690	235 x 1,275 x 690	235 x 1,590 x 690	235 x 1,590 x 690	235 x 1,590 x 690	235 x 1,590 x 690	235 x 1,590 x 690
Net Weight	Indoor	kg	26	26	34	34	40	40	40	40	40
Outdoor Unit											
Sound Pressure Level		dB (A)	50	51	51	53	55	57	57	58	58
Sound Power Level		dB (A)	69	70	70	72	74	76	76	77	77
Dimension	Outdoor (HxWxD)	mm	619 x 824 x 299	619 x 824 x 299	619 x 824 x 299	695 x 875 x 320	695 x 875 x 320	996 x 980 x 370	996 x 980 x 370	996 x 980 x 370	996 x 980 x 370
Net Weight		kg	29	29	33	39	48	68	67	68	67
Piping Connection	Gas Pipe	mm (inch)	12.70 (1/2)	12.70 (1/2)	15.88 (5/8)	15.88 (5/8)	15.88 (5/8)	15.88 (5/8)	15.88 (5/8)	15.88 (5/8)	15.88 (5/8)
	Liquid Pipe	mm (inch)	6.35 (1/4)	6.35 (1/4)	9.52 (3/8)	9.52 (3/8)	9.52 (3/8)	9.52 (3/8)	9.52 (3/8)	9.52 (3/8)	9.52 (3/8)
Pipe Length	Min-Max	m	5 - 30	5 - 30	5 - 30	5 - 50	5 - 50	5 - 50	5 - 50	5 - 50	5 - 50
Elevation Difference		m	20	20	20	30	30	30	30	30	30
Maximum Chargeless Length	Max	m	10	10	10	30	30	30	30	30	30
Additional Gas		g/m	15	15	15	25	25	25	25	25	25
Operation Range, Outdoor	Min-Max	°C	16-46	16-46	16-46	16-46	16-46	16-46	16-46	16-46	16-46

* Specifications are subject to change without notice. Please refer to technical documents for more details. * The sound pressure level is measured in accordance with JIS C 9612 and JIS B 8616. * STANDARD series indoor units can only be connected to outdoor units of the same series.

Advantages of Ceiling Exposed

Comfortable, Long-Distance Airflow Distribution

The shape of the outlet has been optimised to provide long-distance air flow distribution.
Even in long rooms, air flow reaches every corner for exceptionally comfortable air conditioning.

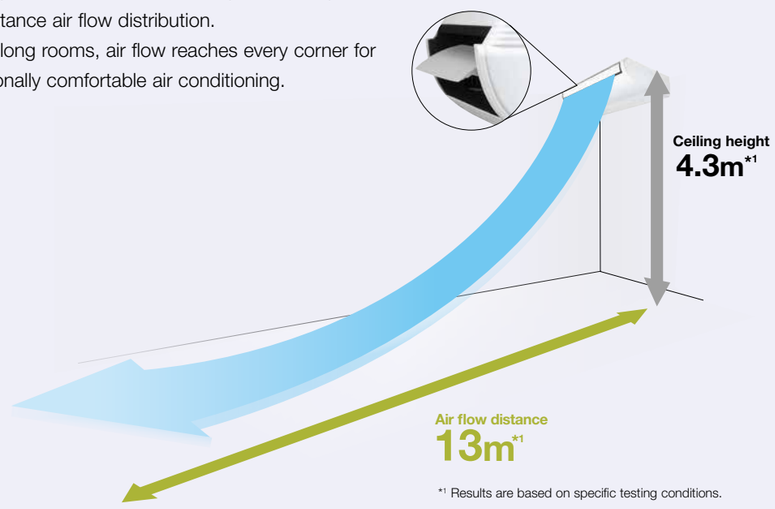

*1 Results are based on specific testing conditions.

NX Series Remote Controller Information

		Compatibility Table		
CONEX Type		CZ-RTC6BLW Built-in BLE & WLAN *1 Bluetooth	CZ-RTC6BL Built-in BLE *1 Bluetooth	CZ-RTC6 *1
App	Panasonic	○	○	—
App	Panasonic	○	○	—
App	Panasonic	○	—	—

*1 Black models are also available.

Wireless Remote Controller

* For 4-Way Cassette & Ceiling Exposed

Wired Remote Controller

CZ-RTC6W/6
CZ-RTC6WBL*2/6BL*2
CZ-RTC6WBLW*3/6BLW*3

CZ-RTC5B

CZ-RTC4

*2 BL=BLE, *3 BLW=BLE&WLAN

High Energy Efficiency

Save Power Consumption

NX series has 2 Lineup DLX & STD series, choose STD and DLX series depend on the project requirements.
For DLX series, the Coefficient of Performance has been especially improved to reduce power consumption.

COP Comparison

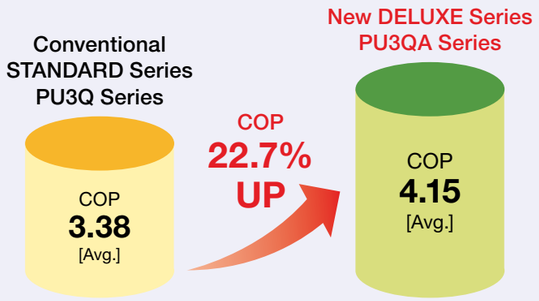

* For 4-Way Cassette

* For DELUXE series 4-Way Cassette

CSPF Comparison

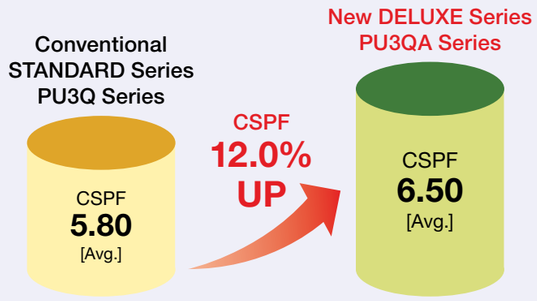

* For 4-Way Cassette

* For DELUXE series 4-Way Cassette

Operation Temperature

The operating range of the new NX series expanded up to outdoor air temperature of 52°C. Even in an extremely hot environment like Asian countries, they operate powerfully with its toughness.

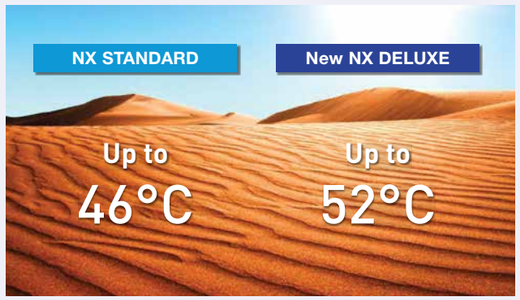

Long Piping Length



Differences	DELUXE series	STANDARD series
Piping length	5-50m for all range	24,200 Btu or less: 5-30m
		29,000 Btu and above : 5-50m

Advantages for Outdoor Unit



High Durability Outdoor Unit

All Panasonic heat exchangers feature our Blue Fin technology, which offers enhanced corrosion resistance compared to non-Blue Fin models.

In-house manufactured compressor

Panasonic all in-house manufactured compressors are supplied to the world. The cumulative total of high-quality compressors in use has reached 580 million units*.

* As of September 2019. (In-house research)

Installation Instruction

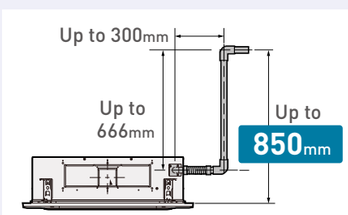

A strong and quiet drain pump

The drain pump can pump water up to a height of 850 mm, making drain pipe layout easy.
Supports for 4-way Cassette

4-WAY CASSETTE NEW Dimensions

Ⓐ S-18PU3QA/S-18PU3Q/S-21PU3QA/S-21PU3Q/S-24PU3QA/S-24PU3Q
Ⓑ S-30PU3Q/S-34PU3QA/S-34PU3Q/S-43PU3QA/S-43PU3Q/S-48PU3QA/S-48PU3Q/S-3448PU3QA
S-3448PU3Q

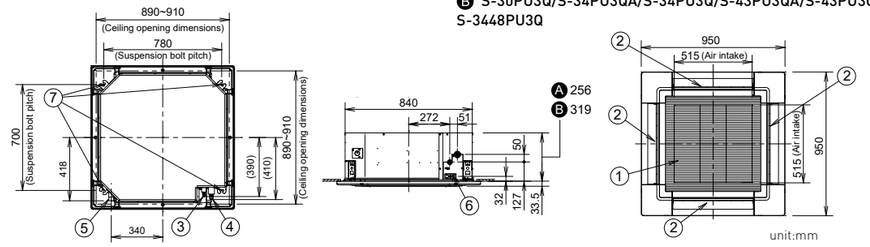

① Air intake
② Discharge outlet
③ Refrigerant tubing (liquid tube)
④ Refrigerant tubing (gas tube)
⑤ Drain tube connection port VP25 (outer dia. ø32)
⑥ Power supply port
⑦ Suspension bolt hole (4-12×30 elongated hole)

<Filter dimension> 520 x 520 x 15

ADAPTIVE DUCTED NEW Dimensions

S-1821PF3Q/S-2430PF3Q/S-3448PF3Q

Detailed dimensions of indoor unit

Type	A	B	C	D	E	F
	mm	mm	mm	mm	mm	Q'ty
1821	867	800	450 (Pitch 150 × 3)	71	592	12
2430	1,067	1,000	750 (Pitch 150 × 5)	21	792	16
3448	1,467	1,400	1,050 (Pitch 150 × 7)	71	1,192	20

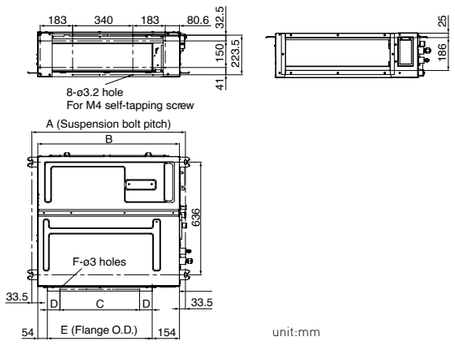

CEILING EXPOSED NEW Dimensions

S-18PT3QA/S-18PT3Q
S-21PT3QA/S-21PT3Q

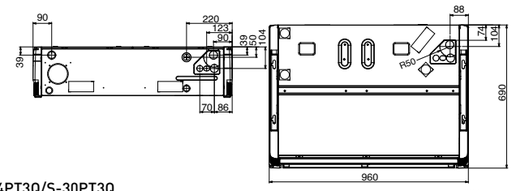

S-24PT3QA/S-24PT3Q/S-30PT3Q

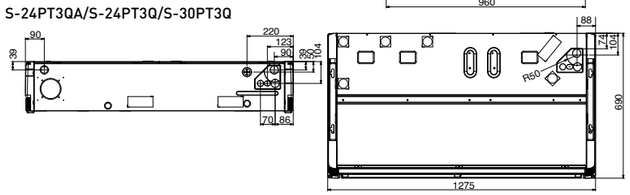

S-34PT3QA/S-34PT3Q/S-43PT3QA/S-43PT3Q/S-48PT3QA/S-48PT3Q/S-3448PT3QA/S-3448PT3Q

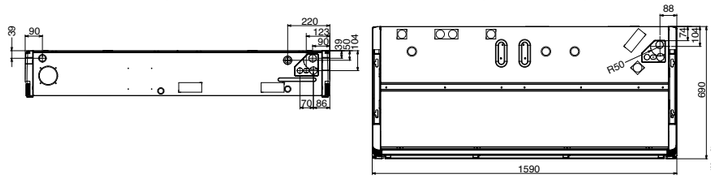

unit:mm

OUTDOOR UNITS NEW Dimensions

U-18PR1Q6/U-21PR1Q6/U-24PR1Q6

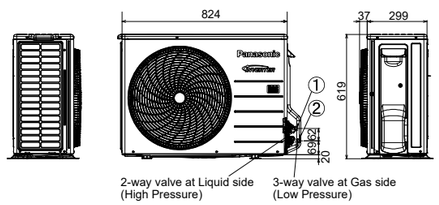

①	Refrigerant tubing (liquid tube), flared connection (φ6.35⁻¹/9.52⁻²)
②	Refrigerant tubing (gas tube), flared connection (φ12.70⁻¹/15.88⁻²)

*1 For U-18/21PR
*2 For U-24PR
*Mounting hole (4-R6.5), anchor bolt : M10

U-18PRH1Q6/U-21PRH1Q6/U-24PRH1Q6/U-30PR1Q6/U-34PR1Q6

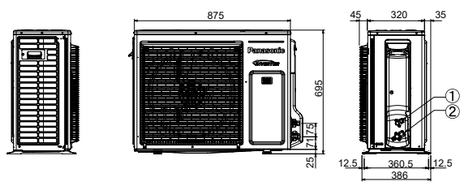

①	Refrigerant tubing (liquid tube), flared connection (6.35⁻³/9.52⁻⁴)
②	Refrigerant tubing (gas tube), flared connection (φ12.70⁻³/15.88⁻⁴)

*3 For U-18/21PRH
*4 For U-24PRH and U-30/34PR
*Mounting hole (4-R6.5), anchor bolt : M10

U-34PRH1Q6/U-43PRH1Q6/U-43PR1Q6/U-43PRH1Q9/U-43PR1Q9/U-48PRH1Q6
U-48PR1Q6/U-48PRH1Q9/U-48PR1Q9

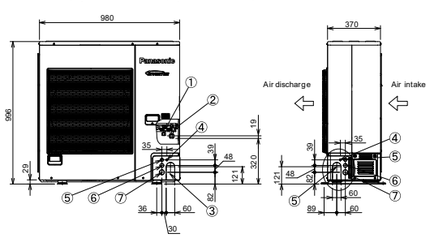

①	Refrigerant tubing (liquid tube), flared connection (Ø9.52)
②	Refrigerant tubing (gas tube), flared connection (Ø15.88)
③	Refrigerant tubing port
④	Electrical wiring port (Ø13)
⑤	Electrical wiring port (Ø22)
⑥	Electrical wiring port (Ø27)
⑦	Electrical wiring port (Ø35)

*Mounting hole (4-R6.5), anchor bolt : M10

unit:mm

FLOOR STANDING

- Stylish design & powerful air flow
- The control panel/remote controller have nanoe™ X displays
- Compact 34,100 Btu ODU (210 mm shorter/27 kg lighter than current model)

(S-24PB3Q6 Accessory)

(S-24PB3Q6 Control Panel)

(S-34/43/48 PB3Q6 Accessory)

(S-34/43/48 PB3Q6 Control Panel)

S-24PB3Q6

nanoeX Generator Mark 2 R32

S-34PB3Q6/
S-43PB3Q6/
S-48PB3Q6

nanoeX Generator Mark 2 R410A

Capacity (Btu/h)			24,600	34,100	42,700	47,750
Power Source		V/Phase Hz	230V, 1Ø Phase - 60Hz			
Indoor			S-24PB3Q6	S-34PB3Q6	S-43PB3Q6	S-48B3Q6
Outdoor			U-24PRB1Q6	U-34PSB3Q6	U-43PSB3Q6	U-48PSB3Q6
Cooling Capacity: Rated (Min-Max)		kW	7.25 (1.00-7.50)	10.00 (1.20-10.30)	12.53 (2.00-13.50)	14.00 (2.00-14.60)
		Btu/h	24,600 (3,410-25,570)	34,100 (4,090-35,120)	42,700 (6,820-46,030)	47,750 (6,820-49,780)
Current: Rated (Max)		A	11.2 (13.7)	15.1 (16.9)	20.3 (26.9)	25.6 (28.1)
Cooling Power Input: Rated (Min-Max)		kW	2.55 (0.21-2.80)	3.45 (0.30-3.60)	4.47 (0.80-5.00)	5.60 (0.80-5.70)
CSPF			4.05	4.06	4.06	4.06
Cooling Rated COP/EER		W/W	2.84	2.89	2.80	2.50
		Btu/hW	9.64	9.88	9.55	8.52
Indoor Unit						
Cooling Air Volume		m³/min	15.5	32.0	32.0	32.0
		cfm	547	1,130	1,130	1,130
Sound Pressure Level (Hi/Lo)		dB (A)	45 / 33	53 / 44	53 / 44	53 / 44
Sound Power Level (Hi/Lo)		dB (A)	58 / 46	66 / 57	66 / 57	66 / 57
Dimension	Indoor (HxWxD)	mm	1,680 x 500 x 318	1,880 x 600 x 357	1,880 x 600 x 357	1,880 x 600 x 357
Net Weight	Indoor	kg	29.5	45.0	45.0	45.0
Outdoor						
Sound Pressure Level		dB (A)	54	54	55	56
Sound Power Level		dB (A)	67	67	68	69
Dimension Outdoor (HxWxD)		mm	626 x 825 x 320	786 x 900 x 320	996 x 940 x 340	996 x 940 x 340
Net Weight		kg	36.0	45.0	74.0	74.0
Piping Connection	Gas Pipe	mm (inch)	15.88 (5/8)	15.88 (5/8)	15.88 (5/8)	15.88 (5/8)
	Liquid Pipe	mm (inch)	6.35 (1/4)	6.35 (1/4)	9.52 (3/8)	9.52 (3/8)
Pipe Length	Min-Max	m	3 - 40	7.5 - 50	7.5 - 50	7.5 - 50
Elevation Difference (Outdoor unit upper)		m	20	20	30	30
Maximum Chargeless Length Max		m	15	20	20	20
Additional Gas		g/m	10	40	50	50
Operation Range, Outdoor	Min-Max	°C	18-43	18-43	18-43	18-43

* Specifications are subject to change without notice. Please refer to technical documents for more details.
* The sound pressure level is measured in accordance with JIS C 9 612 and JIS B 8616.

Clean airflow direction control with remote controller

Easily swing the louvre at the touch of a button.

S-24PB3Q6 Blow distance: Up to 7 m

S-34/43/48PB3Q6 Blow distance: Up to 11 m

Other Functions

Random auto restart

During a power failure, when power is restored, it automatically restarts operating in the same mode as just before power was lost.

Auto fan mode

When the auto fan mode is set, the indoor unit of the air conditioner automatically is adjusted the suitable fan speed according to factors such as load.

12-hour On/Off delay setting timer

Pressing the timer button on the remote control lets you set operation start/stop time within 12 hours of the current time.

* The images above show the remote controller screen display.

Product Lineup

- All new models equipped with nanoe™ X Generator Mark 2 as standard
- Little installation work required, easy to clean
- Adjustable airflow direction provides a comfortable space for all

Type / Btu/h	24,600	34,100	42,700	47,750
Refrigerant 	R32	R410A		
Floor standing  nanoeX Generator Mark 2	S-24PB3Q6			
Floor standing  nanoeX Generator Mark 2		S-34PB3Q6	S-43PB3Q6	S-48PB3Q6
Outdoor INVERTER R32 R410A 	U-24PRB1Q6	U-34PSB3Q6	U-43PSB3Q6	U-48PSB3Q6

FLOOR STANDINGS NEW Dimensions

S-24PB3Q6

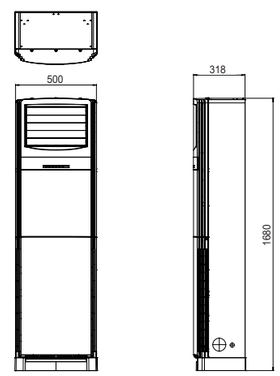

S-34/43/48PB3Q6

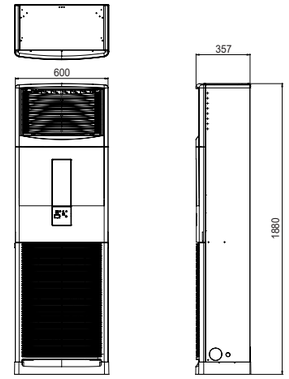

OUTDOOR UNITS NEW Dimensions

U-24PRB1Q6

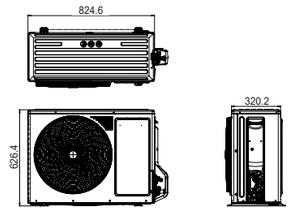

U-34PSB3Q6

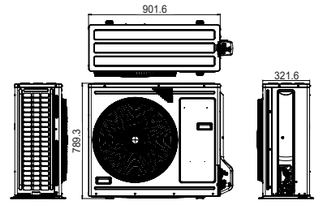

U-43/48PSB3Q6

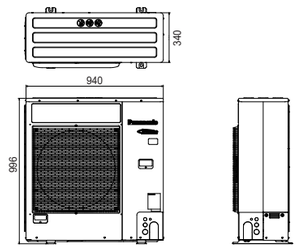

FSV Systems

FSV systems are designed for energy savings, high efficiency, and high durability with strong cooling power even operating at high ambient temperature.
Panasonic continuously apply advanced technologies to meet the requirements of diverse situations and contribute to the creation of comfortable living spaces.

FSV EX INVERTER COOLINGONLY

FSV-EX MS3 Series

Cooling-only model with space-saving system and high efficiency

NEW

Space-saving Combination Model

Cooling only Type

- Wide range of systems from 8HP to 96HP
- Class-leading EER of 5.3 (for 8HP model)
- Industry-leading low noise of 53.0 DB (8HP model)
- Cooling operation possible with outdoor temperature as high as 52℃ (DB)
- Long maximum pipe length (up to 1,000 m)
- Up to 64 indoor units connectable
- External static pressure of 80 Pa

High Efficiency Combination Model

Cooling only Type

- Wide range of systems from 8HP to 64HP
- Class-leading EER of 5.3 (for 8HP model)
- Higher EER than the Space-saving Combination Model
  e.g., a combination of two 10HP units delivering 20HP reduces compressor load.

MS3 series movie

FSV EX INVERTER HEAT PUMP

2-WAY FSV-EX ME2 Series

Extraordinary energy-saving performance and powerful operation

Space-saving Combination Model

Cooling or Heating Type | High-Durability Model

- Wide range of systems from 8HP to 80HP
- Class-leading EER of 5.3 (for 8HP model)
- Industry-leading low noise of 53.0 DB (8HP model)
- Cooling operation possible with outdoor temperature as high as 52℃ (DB)
- Long maximum pipe length (up to 1,000 m)
- Up to 64 indoor units connectable
- External static pressure of 80 Pa
- Extended operating range allows heating with outdoor temperatures as low as -25℃ (WB)

High Efficiency Combination Model

Cooling or Heating Type | High-Durability Model

- Wide range of systems from 8HP to 64HP
- Class-leading EER of 5.3 (for 8HP model)
- Higher EER than the Space-saving Combination Model
  e.g., a combination of two 10HP units delivering 20HP reduces compressor load.

FSV INVERTER HEAT PUMP

Industry Top Class EER/COP

2-WAY Mini-FSV LE2 Series

For small-scale commercial and residential use

Cooling or Heating Type 1/3-phase | 4/5/6 HP High-Durability Model

- High external static pressure 35Pa
- Wide operation range: Cooling: -10°C to 46°C DB, Heating at: -20°C to 18°C WB
- Refrigerant chargeless up to 50m
- Extraordinary energy saving: 5.08* EER for 4HP model
- Demand response (Peak cut) by optional parts.
- Maximum number of connectable indoor units : 9*
- Diversity ratio 50-130%
- DC inverter technology combined with R410A for excellent efficiency
- Demand response (Peak cut) by optional parts.
- One ampere starting current
- Full range of indoor units and control options
- Auto restart from outdoor unit
- Hi-durability outdoor unit model is available.
- Suitable for R22 renewal projects RENEWAL R22

* 6 HP only; 4 HP for 7 units, 5 HP for 8 units.

FSV INVERTER HEAT PUMP

Industry Top Class EER/COP

2-WAY Mini-FSV LE1 Series

For small-scale commercial and residential use

Cooling or Heating Type 3-phase | 8/10 HP High-Durability Model

- High external static pressure 35Pa
- Wide operation range: Cooling: -10°C to 46°C DB, Heating at: -20°C to 18°C DB
- Maximum number of connectable indoor units : 13
- Diversity ratio 50-130%
- DC inverter technology combined with R410A for excellent efficiency
- Actual piping length: 150m (Total piping length: 300m)
- System difference of elevation:50m /40m (outdoor above/below)
- Difference in elevation between indoor units:15m
- Demand response (Peak cut) by optional parts.
- One ampere starting current
- Full range of indoor units and control options
- Auto restart from outdoor unit
- Hi-durability outdoor unit model is available.
- Suitable for R22 renewal project RENEWAL R22

High-efficiency & Space-saving VRF system

FSV-EX MS3/ME2

Increased piping length for greater design flexibility

ME2 MS3

*1: 40 m if the outdoor unit is below the indoor unit. Elevation difference of Max. 90m in case of ODU is higher than IDU may be allowed following certain conditions.
*1, *2: Please consult with Panasonic sales engineers about the certain conditions in case of piping elevation of over 50m or level difference between indoor units over 15m is required.
MS3 series with exceeding 82HP does not support a height difference of 90m and a level difference of 30m.

Adaptable to various building types and sizes
Actual piping length : **200m**
(equivalent piping length : 210m)

Max. total piping length:1,000m

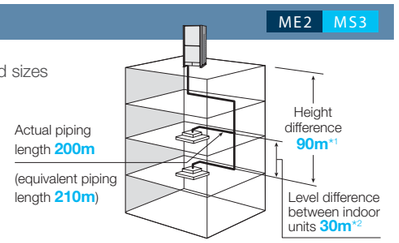

Connectable indoor/outdoor unit capacity ratio up to 130% *1

ME2 MS3

FSV systems attain maximum indoor unit connection capacity of up to 130 %*1 of the unit's connection range, depending on the outdoor and indoor models selected. So for a reasonable investment, FSV systems provide an ideal air conditioning solution for locations where full cooling/heating are not always required.

*1 82HP and above is equivalent to 80HP.

SYSTEM / HP	8	10	12	14	16	18	20	22	24	26	28	30	32	34	36	38	40	42	44	46	48	50	52	54	56	58	60	62	64	66	68	70	72	74	76	78	80	82	84	86	88	90	92	94	96
SYSTEM / kW	22.4	28.0	33.5	40.0	45.0	50.0	56.0	61.5	68.0	73.0	78.5	85.0	90.0	96.0	101.0	107.0	113.0	118.0	124.0	130.0	135.0	140.0	145.0	151.0	156.0	162.0	168.0	174.0	180.0	185.0	190.0	196.0	202.0	208.0	213.0	219.0	224.0	232.0	238.0	244.0	249.0	254.0	260.0	266.0	272.0
	ME2 SERIES																																												
	MS3 SERIES																																												
MNcIU	13	16	19	23	26	29	33	36	40	43	46	50	53	56	59	63	64	64	64	64	64	64	64	64	64	64	64	64	64	64	64	64	64	64	64	64	64	64	64	64	64	64	64	64	64
No.1	29.1	36.4	43.6	52.0	58.5	65.0	72.8	80.0	88.4	94.9	102.1	110.5	117.0	124.8	131.3	139.1	146.9	153.4	161.2	169.0	175.5	182.0	188.5	196.3	202.8	210.6	218.4	226.2	234.0	240.5	247.0	254.8	262.6	270.4	276.9	284.7	291.2	291.2	291.2	291.2	291.2	291.2	291.2	291.2	291.2
No.2	44.8	56.0	67.0	80.0	90.0	100.0	112.0	123.0	136.0	146.0	157.0	170.0	180.0	192.0	202.0	214.0	226.0	236.0	248.0	260.0	270.0	280.0	290.0	302.0	312.0	324.0	336.0	348.0	360.0	370.0	380.0	392.0	404.0	416.0	426.0	438.0	448.0	448.0	448.0	448.0	448.0	448.0	448.0	448.0	448.0

MNcIU : Maximum Number of Connectable Indoor Unit
No.1 : Max connectable IDU capacity / kW (without condition) No.2 : Max connectable IDU capacity / kW (with below *2 condition)
Note: If more than 100% indoor units are operated with a high load, the units may not perform at the rated capacity. For the details, please consult with an authorised Panasonic dealer

*2 If the following conditions are satisfied, the effective range is "Max connectable IDU capacity / kW (with below *condition) figures" written in above No.2.
i) Obey the limited number of connectable indoor units.
ii) The lower limit of operating range for heating outdoor temperature is limited to -10°CWB (standard -25°CWB). (Only for ME2 series.)
iii) Simultaneous operation is limited to less than "Max connectable IDU capacity / kW (without condition) figures" written in above No.1.

Wide operating range

ME2 MS3

- Cooling operation is possible when outdoor temperature as low as -10°C DB
- Cooling operation is possible when outdoor temperature as high as 52°C DB
- Heating operation is possible when outdoor temperature as low as -25°C WB

The remote controller temperature can be set from 18°C up to 30°C (Cooling), 16°C up to 30°C (Heating)*.

* Depending on the type of remote controller.

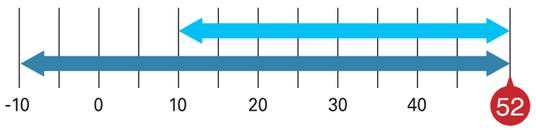

Cooling: 10°C DB ~ 52°C DB (MS3)
Cooling: -10°C DB ~ 52°C DB (ME2)

* For further information please refer to the capacity tables in the Technical Data Book.

High-durability outdoor unit

ME2

Corrosion-resistance treated for high resistance to rust and salty air to assure long-lasting performance.

Note: Selecting this unit does not completely eliminate the possibility of rust developing.
For details concerning unit installation and maintenance, please consult an authorised dealer.

* Specific model with suffix "E" has this treatment.

Prevents unit stoppages due to short circuits caused by geckos

ME2 MS3

One of the common causes of failures of the outdoor unit is electrical short circuits caused by geckos, small animals such as rats and insects entering the unit. The unit eliminates gaps that prevent geckos from entering the internal PCB and thus prevent operation stoppages.

Change Slit

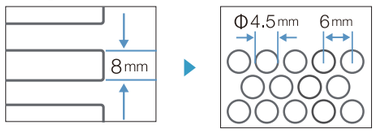

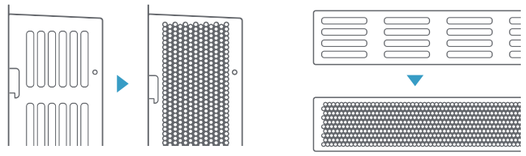

Excellent energy savings

ME2 MS3

The operation efficiency has been improved using highly efficient R410A refrigerant, new DC inverter compressor, and new heat exchanger design.

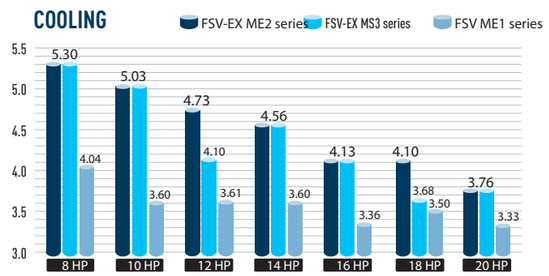

INDEX

FSV Controllers

A wide variety of control options to meet the requirements of different applications.

ECONAVI

ECONAVI Sensor

CZ-CENSC1

Utilizes ECONAVI Sensor and Control Program technologies to detect where energy is normally wasted and self-adjusts cooling power to reduce energy waste.

- Activity detection
- Absence detection

Operation system	Individual control systems			
Requirements	Simplified high-spec operation	High-spec operation	Normal operation	Operation from anywhere in the room
External appearance				
Type, model name	Simplified high-spec Wired Remote Controller with Bluetooth CZ-RTC6W/CZ-RTC6WBL/ *CZ-RTC6WBLW (White) CZ-RTC6/CZ-RTC6BL/ *CZ-RTC6BLW (Black) *Available for particular types of VRF indoor units.	High-spec Wired Remote Controller CZ-RTC5B	Timer Remote Controller (Wired) CZ-RTC4A	Wireless Remote Controller Controller: CZ-RWS3 Receiver: CZ-RWRU3 CZ-RWRY3 CZ-RWRL3 CZ-RWRD3 CZ-RWRT3 CZ-RWRC3
Built-in thermostat	●	●	●	—
nanoe™ X on/off control	●	●	●	●
ECONAVI ON/OFF control	●	●	●	●
Number of indoor units which can be controlled	1 group, 8 units	1 group, 8 units	1 group, 8 units	1 group, 8 units
Use limitations	· CZ-RTC6(W) : Up to 2 controllers can be connected per group (only combination possible with CZ-RTC6(W)) · CZ-RTC6(W)BL/CZ-RTC6(W)BLW : Up to 1 controller can be connected per group	· Up to 2 controllers can be connected per group (When using ECONAVI sensor, only one remote controller is possible to connect at indoor unit)	· Up to 2 controllers can be connected per group (When using ECONAVI sensor, only one remote controller is possible to connect at indoor unit)	· Up to 2 controllers can be connected per group.
Function ON/OFF	●	●	●	●
Mode setting	●	●	●	●
Fan speed setting	●	●	●	●
Temperature setting	●	●	●	●
Air flow direction	●	●	●	●
Permit/Prohibit switching	—	—	—	—
Weekly program *	●	●	●	—

All specifications are subject to change without notice.
*(CZ-RTC6(W)BL/CZ-RTC6(W)BLW with H&C Control App)

Timer operation	Centralised control systems				
Daily and weekly program	Operation with various functions from a central location	Only ON/OFF operation from a central location	Simplified load distribution ratio (LDR) for each tenant 10.4 in. touch screen panel color LCD	BMS System PC Base	Connection with 3rd Party Controller
				**P-AIMS Software** **Up to 1024 units**  CZ-CSWKC2	**Seri-Para I/O unit for outdoor unit**  CZ-CAPDC2
Schedule Timer	System Controller	ON/OFF Controller	Intelligent Controller		
CZ-ESWC2	CZ-64ESMC3	CZ-ANC3	CZ-256ESMC3 (CZ-CFUNC2)	**Optional software**  CZ-CSWAC2 for Load distribution CZ-CSWWC2 for Web application CZ-CSWGC2 for Object layout display CZ-CSWBC2 for BACnet software interface *PC required (field supply)	**Interface Adaptor**  CZ-CAPC3
—	—	—	—		**Seri-Para I/O unit for each indoor unit**
—	—	—	—		
—	●	—	●		 CZ-CAPBC2
64 groups, max. 64 units	64 groups, max. 64 units	16 groups, max. 64 units	64 units x 16 systems, max. 256 units		
· Required power supply from the system controller · When there is no system controller, connection is possible to the T10 terminal of an indoor unit.	· Up to 10 controllers, can be connected to one system. · Main unit/sub unit (1 main unit + 1 sub unit) connection is possible. · Use without remote controller is possible.	· Up to 8 controllers (4 main units + 4 sub units) can be connected to one system. · Use without remote controller is impossible.	· A communication adaptor (CZ-CFUNC2) must be installed for three or more links.		**Communication Adaptor**  CZ-CFUNC2
—	●	●	●		
—	●	—	●		
—	●	—	●		
—	●	—	●		
—	●	—	●		**LonWorks Interface**
—	●	●	●		 CZ-CLNC2
●	●	—	●		

Indoor Units

FSV Indoor Units Range

Wide choice of models depending on the indoor requirements

self-diagnosis function | Automatic fan operation | Dry mode | Intelligent auto flap control | Automatic restart function for power failure | Air swing | Built-in drain pump | DC motor

Class	22	28	36	45	56	60	73	90	106	112	140	160	180	224	280	Wireless remote control: Type with built-in sensor	Wireless remote control: Type with separately installed sensor	Functions
Capacity / Type	Cooling/Heating	Cooling/Heating	Cooling/Heating	Cooling/Heating	Cooling/Heating	Cooling/Heating	Cooling/Heating	Cooling/Heating	Cooling/Heating	Cooling/Heating	Cooling/Heating	Cooling/Heating	Cooling/Heating	Cooling/Heating	Cooling/Heating			
kW / BTU/h	2.2/2.5 7,500/8,500	2.8/3.2 9,600/10,900	3.6/4.2 12,300/14,300	4.5/5.0 15,400/17,100	5.6/6.3 19,100/21,500	6.0/7.1 20,500/24,200	7.3/8.0 24,900/27,300	9.0/10.0 30,700/34,100	10.6/11.4 36,200/38,900	11.2/12.5 38,200/42,700	14.0/16.0 47,800/54,600	16.0/18.0 54,600/61,400	18.0/20.0 61,400/68,200	22.4/25.0 76,400/85,300	28.0/31.5 95,500/107,500			
nanoeX Generator Mark3 F3 type ECONAVI **Mid Static Adaptive Ducted**	NEW S-22MF3E5AN	NEW S-28MF3E5AN	NEW S-36MF3E5AN	NEW S-45MF3E5AN	NEW S-56MF3E5AN	NEW S-60MF3E5AN	NEW S-73MF3E5AN	NEW S-90MF3E5AN		NEW S-112MF3E5AN	NEW S-140MF3E5AN	NEW S-160MF3E5AN					●	self-diagnosis, Auto fan, Dry mode, Auto restart, Drain pump, DC motor
M1 type **Slim Low Static Ducted**	S-22MM1E5A	S-28MM1E5A	S-36MM1E5A	S-45MM1E5A	S-56MM1E5A												●	self-diagnosis, Auto fan, Dry mode, Auto restart, Drain pump, DC motor
Z1 type ECONAVI **Slim Low Static Ducted Twenty Series**	S-22MZ1H4A	S-28MZ1H4A	S-36MZ1H4A	S-45MZ1H4A	S-56MZ1H4A	S-60MZ1H4A	S-73MZ1H4A										●	self-diagnosis, Auto fan, Dry mode, Auto restart, DC motor
E2 type ECONAVI **High Static Ducted / Energy Saving High-Fresh Air Ducted**													S-180ME2E5 *	High Fresh Air S-224ME2E5	High Fresh Air S-280ME2E5		●	self-diagnosis, Auto fan, Dry mode, Auto restart, DC motor
E1 type **High Static Ducted**							S-73ME1E5		S-106ME1E5		S-140ME1E5			S-224ME1E5			●	self-diagnosis, Auto fan, Dry mode, Auto restart
K2 type ECONAVI **Wall Mounted**	S-22MK2E5A	S-28MK2E5A	S-36MK2E5A	S-45MK2E5A	S-56MK2E5A		S-73MK2E5A		S-106MK2E5A							●		self-diagnosis, Auto fan, Dry mode, Auto flap, Auto restart, Air swing, DC motor
nanoeX Generator Mark3 U2 type ECONAVI ** **4-Way Cassette** Panel No. CZ-KPU3H Panel No. CZ-KPU3A	NEW S-22MU2E5BN	NEW S-28MU2E5BN	NEW S-36MU2E5BN	NEW S-45MU2E5BN	NEW S-56MU2E5BN	NEW S-60MU2E5BN	NEW S-73MU2E5BN	NEW S-90MU2E5BN		NEW S-112MU2E5BN	NEW S-140MU2E5BN	NEW S-160MU2E5BN					●	self-diagnosis, Auto fan, Dry mode, Auto flap, Auto restart, Air swing, Drain pump, DC motor
nanoeX Generator Mark3 Y3 type ECONAVI **4-Way Mini Cassette** Panel No. CZ-KPY4	S-22MY3E	S-28MY3E	S-36MY3E	S-45MY3E	S-56MY3E												●	self-diagnosis, Auto fan, Dry mode, Auto flap, Auto restart, Air swing, Drain pump, DC motor
L1 type **2-Way Cassette** Panel No. CZ-02KPL2 Panel No. CZ-03KPL2 (Only for S-73ML1E5)	S-22ML1E5	S-28ML1E5	S-36ML1E5	S-45ML1E5	S-56ML1E5		S-73ML1E5										●	self-diagnosis, Auto fan, Dry mode, Auto flap, Auto restart, Air swing, Drain pump
D1 type **1-Way Cassette** Panel No. CZ-KPD2		S-28MD1E5	S-36MD1E5	S-45MD1E5	S-56MD1E5		S-73MD1E5										●	self-diagnosis, Auto fan, Dry mode, Auto flap, Auto restart, Air swing, Drain pump, DC motor
T2 type ECONAVI **Ceiling**			S-36MT2E5A	S-45MT2E5A	S-56MT2E5A		S-73MT2E5A		S-106MT2E5A		S-140MT2E5A						●	self-diagnosis, Auto fan, Dry mode, Auto flap, Auto restart, Air swing, DC motor
P1 type **Floor Standing**	S-22MP1E5	S-28MP1E5	S-36MP1E5	S-45MP1E5	S-56MP1E5		S-71MP1E5										●	self-diagnosis, Auto fan, Dry mode, Auto restart
R1 type **Concealed Floor Standing**	S-22MR1E5	S-28MR1E5	S-36MR1E5	S-45MR1E5	S-56MR1E5		S-71MR1E5										●	self-diagnosis, Auto fan, Dry mode, Auto restart

* High-Fresh Air System is not allowed for 18 kW model. ** Only for CZ-KPU3A

FSV Outdoor Unit Lineup

HP	2	4	6	8	10	12	14	16	18	20	22	24	26	28	30	32	34	36	38	40	42	44	46	48	50	52	54	56	58	60	62	64	66	68	70	72	74	76	78	80	82	84	86	88	90	92	94	96
2-WAY FSV ME2 Series SPACE-SAVING MODEL 				●	●	●	●	●	●	●	●	●	●	●	●	●	●	●	●	●	●	●	●	●	●	●	●	●	●	●	●	●	●	●	●	●	●	●	●	●								
2-WAY FSV ME2 Series HIGH EFFICIENCY MODEL 				●	●	●	●	●	●	●	●	●	●	●	●	●	●	●	●	●	●	●	●	●	●	●	●	●	●	●	●	●																
2-WAY Mini-FSV LE1 Series 				●	●																																											
2-WAY Mini-FSV LE2 Series 	●	●	●																																													
2-WAY FSV-EX ME2 Series SPACE-SAVING COMBINATION MODEL 				●	●	●	●	●	●	●	●	●	●	●	●	●	●	●	●	●	●	●	●	●	●	●	●	●	●	●	●	●	●	●	●	●	●	●	●	●								
2-WAY FSV-EX ME2 Series HIGH EFFICIENCY COMBINATION MODEL 				●	●	●	●	●	●	●	●	●	●	●	●	●	●	●	●	●	●	●	●	●	●	●	●	●	●	●	●	●																
COOLING ONLY FSV-EX MS3 Series HIGH EFFICIENCY COMBINATION MODEL 				●	●	●	●	●	●	●	●	●	●	●	●	●	●	●	●	●	●	●	●	●	●	●	●	●	●	●	●	●																
COOLING ONLY FSV-EX MS3 Series COMBINATION MODEL 				●	●	●	●	●	●	●	●	●	●	●	●	●	●	●	●	●	●	●	●	●	●	●	●	●	●	●	●	●	●	●	●	●	●	●	●	●	●	●	●	●	●	●	●	●	●

Panasonic

QUALITY AIR IN EVERY BREATH

JAPAN QUALITY — UNCOMPROMISING PANASONIC QUALITY CONTROL WORLDWIDE

Panasonic 100 YEARS OF RELIABILITY

Panasonic OVER 55 years of excellence in the Philippine Appliance Industry

VOTED BY CONSUMERS Reader's Digest TRUSTED BRAND 2023 GOLD 25TH ANNIVERSARY PHILIPPINES

QUALITY AIR FOR LIFE