設計施工圖

四方吹崁入式（CS-L71UA2 / CS-L140UA2）

1	吸入口
2	排出口
3	冷媒配管(液體管)
4	冷媒配管(氣體管)
5	排水配管口VP25(外徑§32)
6	電源取入口
7	吸出風管接續口(§150)
8	裝置部位

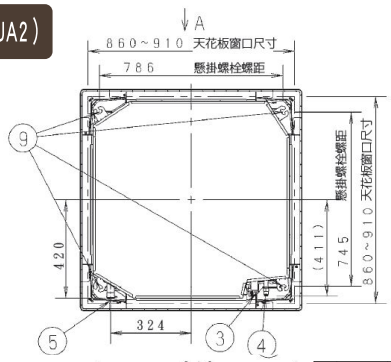

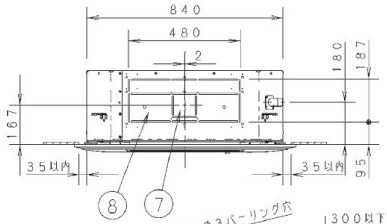

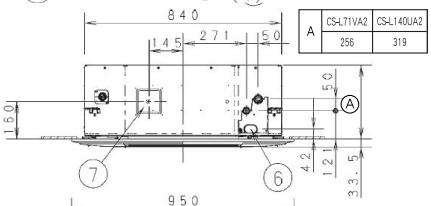

A	CS-L71VA2	CS-L140UA2
	256	319

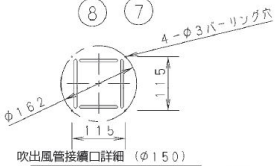

吹出風管接續口詳細（φ150）

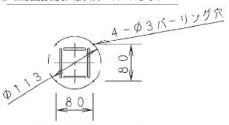

外氣取入風管接續口詳細（φ100）

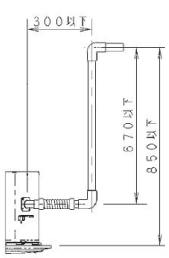

仰水高度完工尺寸

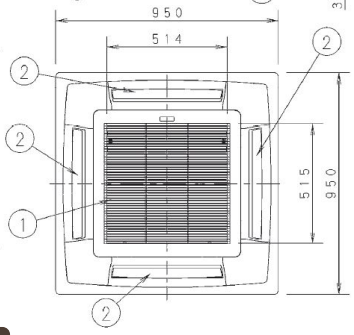

室外機（CU-L140HA2 / CU-L140HA3）

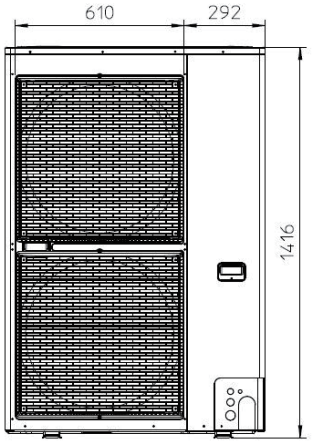

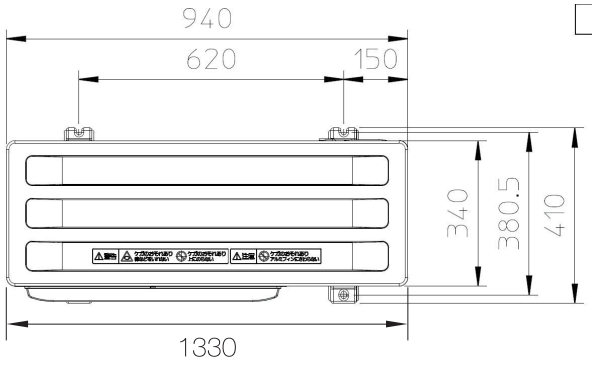

低靜壓風管型（CS-L71DA2）

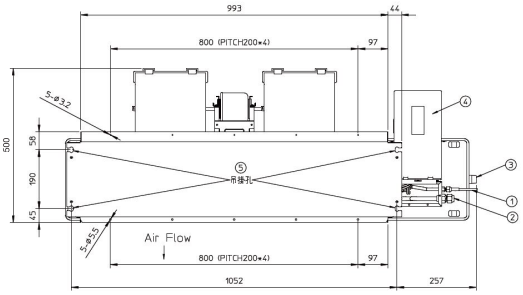

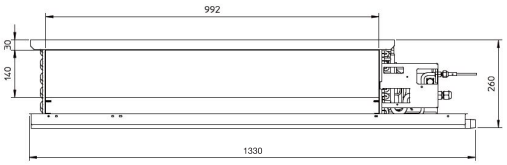

1	冷媒配管(液測)	Ø9.52
2	冷媒配管(氣測)	Ø15.88
3	排水管	MPT3/4
4	電裝盒	
5	吊掛孔	

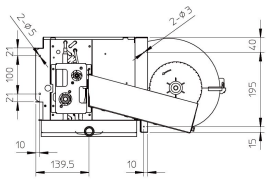

室外機（CU-L250HA3 / CU-L250HA4）

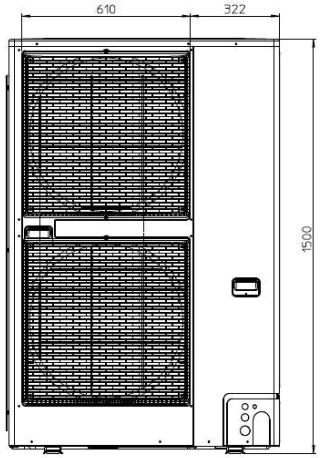

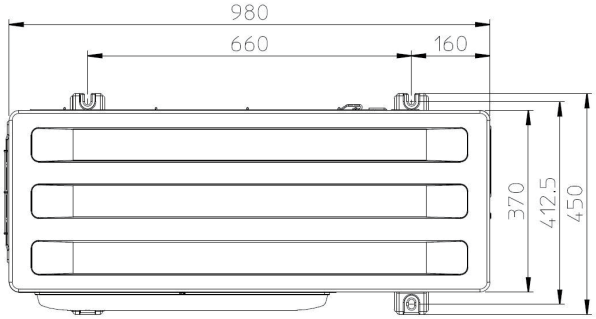

低靜壓風管型（CS-L140DA2）

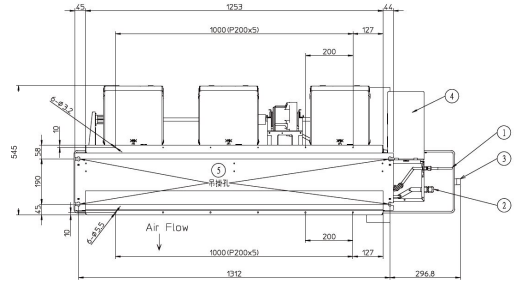

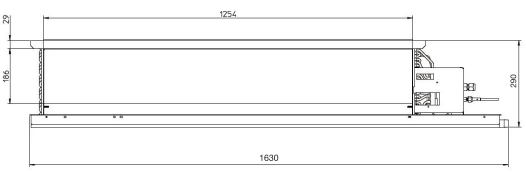
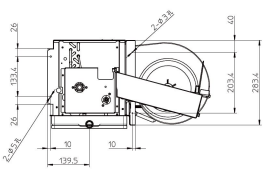
1	冷媒配管(液測)	Ø9.52
2	冷媒配管(氣測)	Ø15.88
3	排水管	MPT3/4
4	電裝盒	
5	吊掛孔