

## Concentration Simulation Results

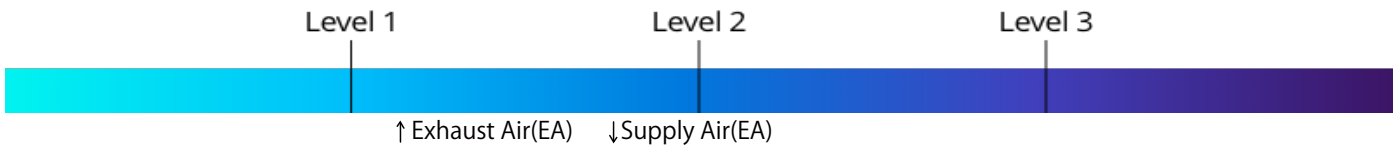
### Simulation Conditions

Type of indoor unit  <b>Wall-mounted</b>	Model type Room shape Room size Room height Position of indoor unit Type of nanoe™ generator	Residential Square 40m <sup>2</sup> 2.4m Center of the wall Mark1
--	---	--

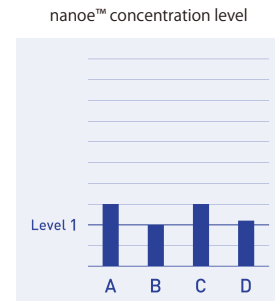
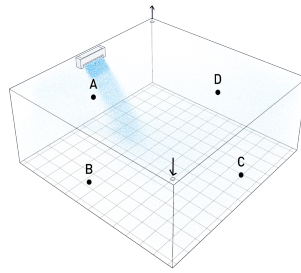
### nanoe™ distribution and concentration level over time

There are 7 key benefits provided by nanoe™ which commence when concentration reaches Level 1. The concentration level affects the speed at which the benefits occur. Concentration level 2 is 10 times the concentration of level 1, and concentration level 3 is 20 times the concentration of level 1.

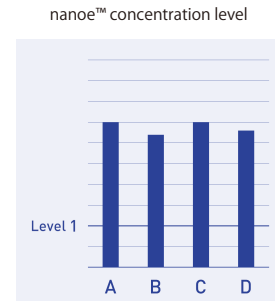
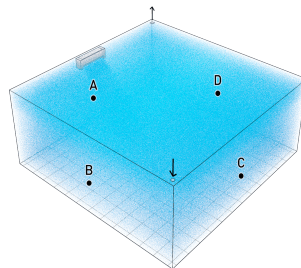
\*The results shown are for simulation purpose only and concentration may vary due to actual room conditions



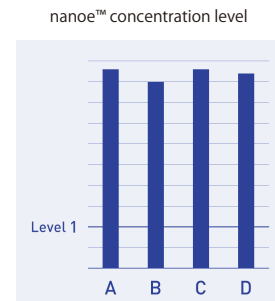
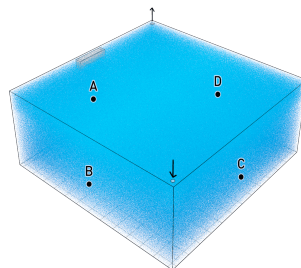
**1 minute later** (nanoe™ concentration : approximately 30%)



**4 minutes later** (nanoe™ concentration : approximately 60%)



**9 minutes later** (nanoe™ concentration is almost stabilized.)



#### Room conditions

- Room size : 6.32m x 6.32m x 2.4m (40m<sup>2</sup>)
- Type of indoor unit : Wall-mounted
- Position of indoor unit or air outlet : As indicated in the image
- Ventilation  
Position of air inlet/outlet : As indicated in the image  
Amount of ventilation : 0.5 times/hour (amount of ventilation means number of times when air volume equivalent to the cubic capacity of the room is ventilated per hour)

#### Other conditions

- Air volume : 15.7m<sup>3</sup>/min (942m<sup>3</sup>/hour) by 24,000BTU/h 7.1kW
- Air flow direction : To 45 degrees downward from the horizontal axis
- Amount of generated nanoe™ : 4.8 trillion/second
- Half-life of hydroxyl radical : Approximately 10 minutes
- Simulation method : Fluid/concentration diffusional analysis by finite volume method

#### Remarks

- The concentration level of nanoe™ is stabilized after a certain period of time. This result shows the variability of nanoe™ diffusion at the 3 time points until when nanoe™ concentration is stabilized.
- The diffusion of nanoe™ is not effected by the operation mode (heating, cooling, nanoe™, etc.) of the air conditioner.
- Simulation was conducted as an independent space by dividing one home into individual room.
- nanoe™ particles are extremely tiny in nano-meter size. They cannot be seen so the concentration image is solely for illustrative purposes.



## Concentration level of nanoe™ X is the key for effectiveness

### 7 Effects nanoe™ X

Deodorises

Inhibits 5 types of pollutants

Moisturises



Odours



Bacteria & viruses



Mould



Allergens



Pollen



Hazardous substances



Skin and hair

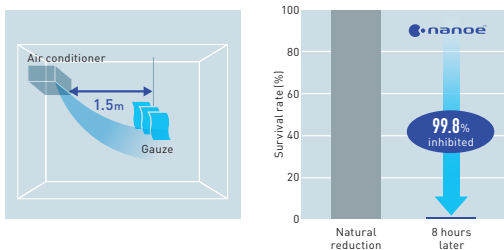
Known as nature's detergent, hydroxyl radicals (also known as OH radicals) are natural reactive molecules looking to react with other elements such as hydrogen. This reaction enables hydroxyl radicals to inhibit the growth of pollutants. Panasonic's nanoe™ X technology brings these effects to purify surfaces and indoor environments.

The concentration level of nanoe™ X is the key to effectiveness. The higher the concentration, the more hydroxyl radicals are in the space, and the quicker the effect can be realised.

This will enable you to enjoy a pleasant and comfortable living space.

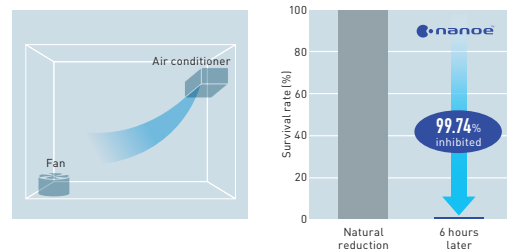
### LEVEL1 Effects expected at concentration Level1

#### Adhered virus



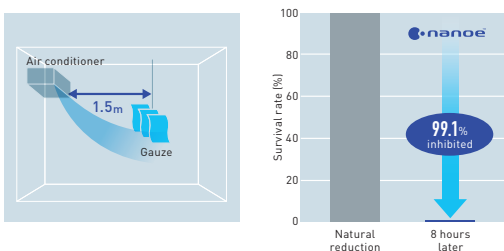
- (1) Testing organisation: Japan Food Research Laboratories
- (2) Test subject: Adhered bacteriophage Φ x 174
- (3) Test volume: Approx. 25 m³ laboratory (3.3 x 3.5 x 2.2m)
- (4) Test result: Inhibited 99.8% in 8 hours
- (5) Report No.: 13001265005-01

#### Airborne virus



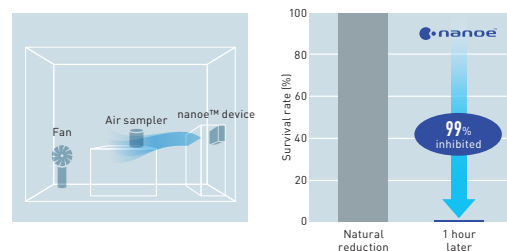
- (1) Testing organisation: Kitasato Research Center for Environmental Science
- (2) Test subject: Airborne bacteriophage 174
- (3) Test volume: Approx. 25 m³ laboratory (3.5 x 3.3 x 2.2m)
- (4) Test result: Inhibited 99.74% in 6 hours
- (5) Report No.: 24\_0300\_1

#### Bacteria



- (1) Testing organisation: Japan Food Research Laboratories
- (2) Test subject: Adhered staphylococcus aureus
- (3) Test volume: Approx. 23 m³ laboratory (3.6 x 2.7 x 2.4m)
- (4) Test result: Inhibited 99.1% in 8 hours
- (5) Report No.: 13044083003-01

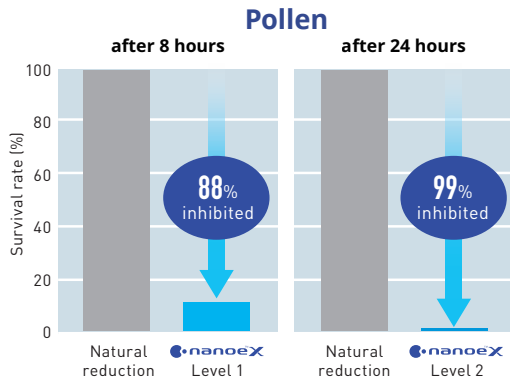
#### Mould



- (1) Testing organisation: Japan Food Research Laboratories
- (2) Test subject: Airborne cladosporium
- (3) Test volume: Approx. 23 m³ laboratory (3.6 x 2.7 x 2.4m)
- (4) Test result: Inhibited 99% in 1 hour
- (5) Report No.: 205061541-001

## LEVEL2 Effects expected at concentration Level2

Level 2 is 10 times more concentrated than Level 1, and compared to Level 1 takes less time to realise the effects.

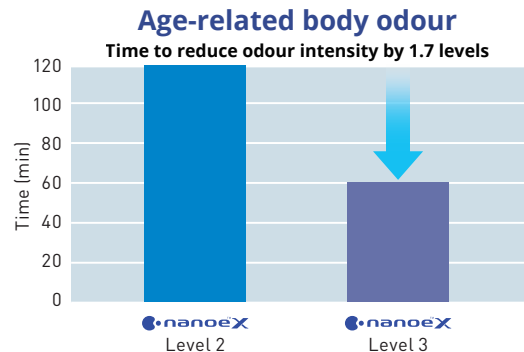



After 8 hours  
 (1) Testing organisation: Panasonic Product Analysis Center  
 (2) Test subject: Adhered cedar pollen allergens  
 (3) Test volume: Approx. 24 m<sup>3</sup> laboratory (3.64 x 2.73 x 2.4m)  
 (4) Test result: Inhibited over 88% in 8 hours  
 (5) Report No.: BAA33-130402-F0

After 24 hours  
 (1) Testing organisation: Panasonic Product Analysis Center  
 (2) Test subject: Adhered cedar pollen allergens  
 (3) Test volume: Approx. 24 m<sup>3</sup> laboratory (3.64 x 2.73 x 2.4m)  
 (4) Test Result: Inhibition of 99% or more in 24 hours  
 (5) Report No.: 4AA33-151001-F01

## LEVEL3 Effects expected at concentration Level3

Level 3 is 20 times more concentrated than Level 1, and compared to Level 2 takes less time to realise the effects.



Level 2:  
 (1) Testing organisation: Panasonic Product Analysis Center  
 (2) Test subject: Adhered cedar pollen allergens  
 (3) Test volume: Approx. 24 m<sup>3</sup> laboratory (3.64 x 2.73 x 2.4m)  
 (4) Test Result: Inhibition of 99% or more in 24 hours  
 (5) Report No.: 4AA33-151001-F01

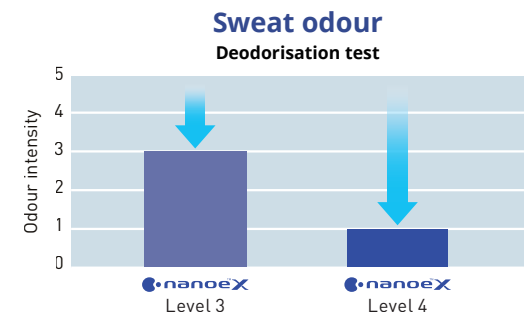
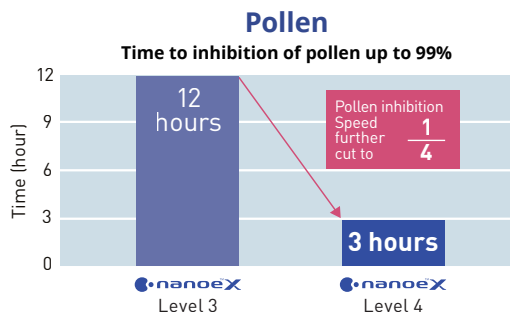
Level 2:  
 (1) Testing organisation: Panasonic Product Analysis Center  
 (2) Target odour: Surface-adhered age-related body odour  
 (3) Test volume: approximately 23 m<sup>3</sup>-sized test chamber  
 (4) Test result: Odour intensity reduced by 1.3 levels in 2 hours  
 (5) Report No.: Y18HM047-1

Level 3:  
 (1) Testing organisation: Panasonic Product Analysis Center  
 (2) Test subject: Adhered cedar pollen allergens  
 (3) Test volume: Approx. 24 m<sup>3</sup> laboratory (3.64 x 2.73 x 2.4m)  
 (4) Test Result: Inhibition of 99% or more in 12 hours confirmed  
 (5) Report No.: L19YA009

Level 3:  
 (1) Testing organisation: Panasonic Product Analysis Center  
 (2) Target odour: Surface-adhered age-related body odour  
 (3) Test volume: approximately 23 m<sup>3</sup>-sized test chamber  
 (4) Test result: Odour intensity reduced by 1.7 levels in one hour  
 (5) Report No.: Y18HM059

## LEVEL4 Effects expected at concentration Level4

Level 4 is 100 times more concentrated than Level 1, and compared to Level 3 takes less time to realise the effects



Level 3:  
 (1) Testing organisation: Panasonic Product Analysis Center  
 (2) Test subject: Adhered cedar pollen allergens  
 (3) Test volume: Approx. 24 m<sup>3</sup> laboratory (3.64 x 2.73 x 2.4m)  
 (4) Test Result: Inhibition of 99% or more in 12 hours confirmed  
 (5) Report No.: L19YA009

Level 3:  
 (1) Testing organisation: Panasonic Product Analysis Center  
 (2) Test subject: Adhered sweat odour (hexanoic acid)  
 (3) Test volume: approx. 23 m<sup>3</sup>  
 (4) Test result: Odour intensity was reduced to 1.0 in 2 hours  
 (5) Report No.: R21HM004-0

Level 4:  
 (1) Testing organisation: Panasonic Product Analysis Center  
 (2) Test subject: Adhered cedar pollen allergens  
 (3) Test volume: Approx. 24 m<sup>3</sup> laboratory (3.64 x 2.73 x 2.4m)  
 (4) Test Result: Inhibition of 99% or more in 3 hours  
 (5) Report No.: H21YA017-1

Level 4:  
 (1) Testing organisation: Panasonic Product Analysis Center  
 (2) Test subject: Adhered sweat odour (hexanoic acid)  
 (3) Test volume: approx. 23 m<sup>3</sup>  
 (4) Test result: Odour intensity was reduced to 3.1 in 2 hours  
 (5) Report No.: L19YK032-11