Air-e (Ceiling Mount nanoe™X Generator)

FV-15CSD1

- nanoe™ X Purification
- Silent Operation
- Low Power Consumption
- Easy Installation
- Contemporary Design
- Compact Size

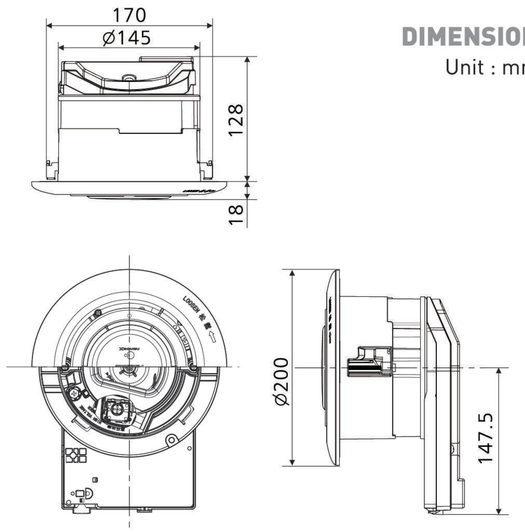

DIMENSION
Unit : mm

SPECIFICATION

Model	Voltage		Air Volume		Consumption [W]	Noise [dB(A)]	Weight [kg]
	[V]	[Hz]	[m³/h]	[CFM]			
FV-15CSD1	220	50	15	8.8	4	23.5	1.1*
	230	50	16	9.4	4	25.5	
		60	16	9.4	4	25.5	
	240	50	17	10	4	27	

* The weight of the unit with power cord / plug is 1.3 Kg

- The value of air volume, power consumption and noise are specified at static pressure 0 Pa.
- The value of air volume is the mean value and a tolerance of ±10% is allowed.
- The value of noise level is A weight average sound pressure level, the mean value is measured by our company. A tolerance of +3dB/-7dB is allowed. The noise is measured at 1m apart from the left, the front and the below of the product.
- Condition for generating nanoe™ X
  - Room temperature : about 5℃ ~ 40℃ (Dew point temperature more than 2℃)
  - Relative humidity : about 30% ~ 85%
  nanoe™ X is generated using the air in the room, and its amount is subject to the temperature and humidity.

DISCLAIMER

- Data provided regarding the effectiveness of nanoe™ X and nanoe™ have been obtained through experiments under special conditions using devices which generate electrostatic atomized water, and have not been tested through commercial products with the devices incorporated in them.
- Deodorization effect varies according to the environment (temperature and humidity), operation time, odor, and fabric types. It does not eliminate toxic substances in cigarettes (carbon monoxide, etc.). Odors that are continuously generated (e.g. building material odors and pet odors) are not completely eliminated. Results may vary based on usage, and seasonal/environmental variables (temperature and humidity). nanoe™ X and nanoe™ inhibit activity or growth of viruses, but do not prevent infection.
- Individual results may vary based on usage, and environmental variables (temperature and humidity).

Panasonic®
Panasonic Ecology Systems Co., Ltd.
http://www.plshk.panasonic.hk/

- Actual colors may vary slightly from shown.
- Specifications are subject to change without prior notice.

CATALOG NO: P-AE001A1
Printed in Hong Kong 09.21

Panasonic



Incorporates nanoe™ technology

air-e™
FV-15CSD1

In our daily life, there are various odors and smells generated from indoor activities that may affect our comfort. Also, the pollutants we brought in from outdoor may have inverse impacts to the residents, while the mold grow fast in humid seasons would cause allergic problems to some individuals.



Purify the indoor air with the unique nanoe™X technology by

Air-e (nanoe™X Generator)


Walk-in Closet

Shoe Cloakroom

Changing Room

Living Room


Dining Area


Bedroom


Guest Room

Rest Room

Elderly House

Meeting Room

Nursery


Reception

What is nanoe™ ?

nanoe™ = nano-technology + electric

nanoe™ are long-life water-wrapped capsules with plentiful Hydroxide (OH•) radicals created from water molecules. Their sizes are only 5-20nm that can penetrate the fabrics thoroughly and reach in far corners to absorb viruses and allergens.

nanoe™ X device generates 4.8 trillion of OH• radicals per second that is 10 times to nanoe™ device. OH• radical possesses the characteristics of inhibiting viruses, bacteria, odors and allergens, by removing hydrogen (H) from them. The more the OH• radical, the higher effectiveness of anti-virus power.

1 nm (nanometer) = 0.000000001 m (one billionth of meter)

How nanoe™X inhibit pollutants?

Odor

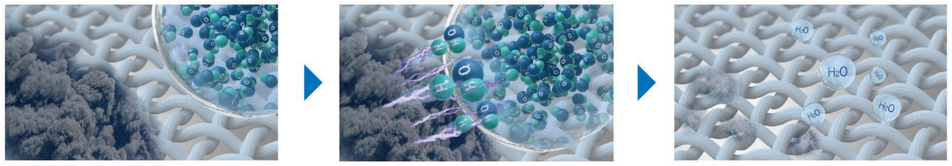

nanoe™ X reliably reaches odors embedded in fibers

OH• radicals break down odor-causing substances

Odor is eliminated *1

Virus

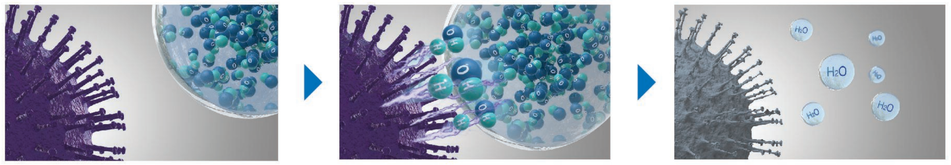

nanoe™ X reliably reaches viruses

OH• radicals transform virus proteins

Virus activity is inhibited *3

[Effect]

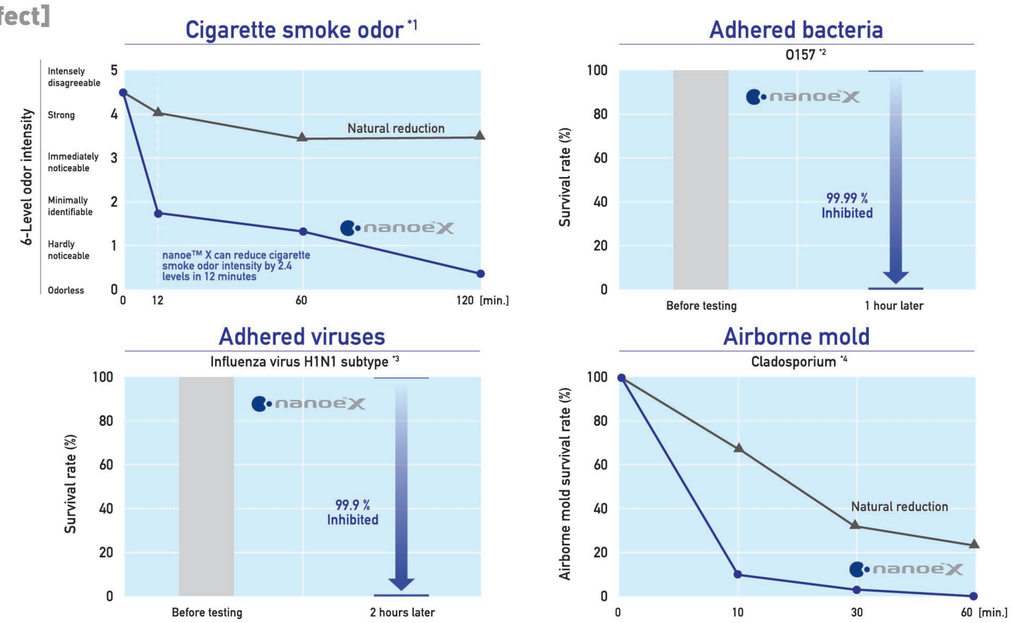

*1 <Cigarette smoke odor> [Test organization] Panasonic Product Analysis Center [Test method] Verified using the 6-level odor intensity scale method in an approximately 23m³ sized test room [Test method] nanoe™ released [Test substance] Surface-attached cigarette smoke odor [Test result] Odor intensity reduced by 2.4 levels in 12 min. (4AA33-160615-N04)
*2 <Adhered bacteria (O157)> [Test organization] Japan Food Research Laboratories [Test method] Measured the number of bacteria adhered to a cloth in an approximately 45L sized airtight test room [Test method] nanoe™ released [Test substance] Adhered bacteria [Test result] Inhibited by at least 99.99% in 1 hour (208120880_001)
*3 <Adhered virus (Influenza virus H1N1 subtype)> [Test organization] Kitasato Research Center for Environmental Science [Test method] Measured the number of virus adhered to a cloth in an approximately 1m³ sized airtight test room [Test method] nanoe™ released [Test substance] Adhered virus [Test result] Inhibited by at least 99.9% in 2 hours (21_0084_1)
*4 <Airborne mold (Cladosporium)> [Test organization] Japan Food Research Laboratories [Test method] Measured the number of mold altered in an approximately 23m³ sized test room [Test method] nanoe™ released [Test substance] Airborne mold [Test result] Inhibited by at least 99% in 1 hour (205061541-001)