


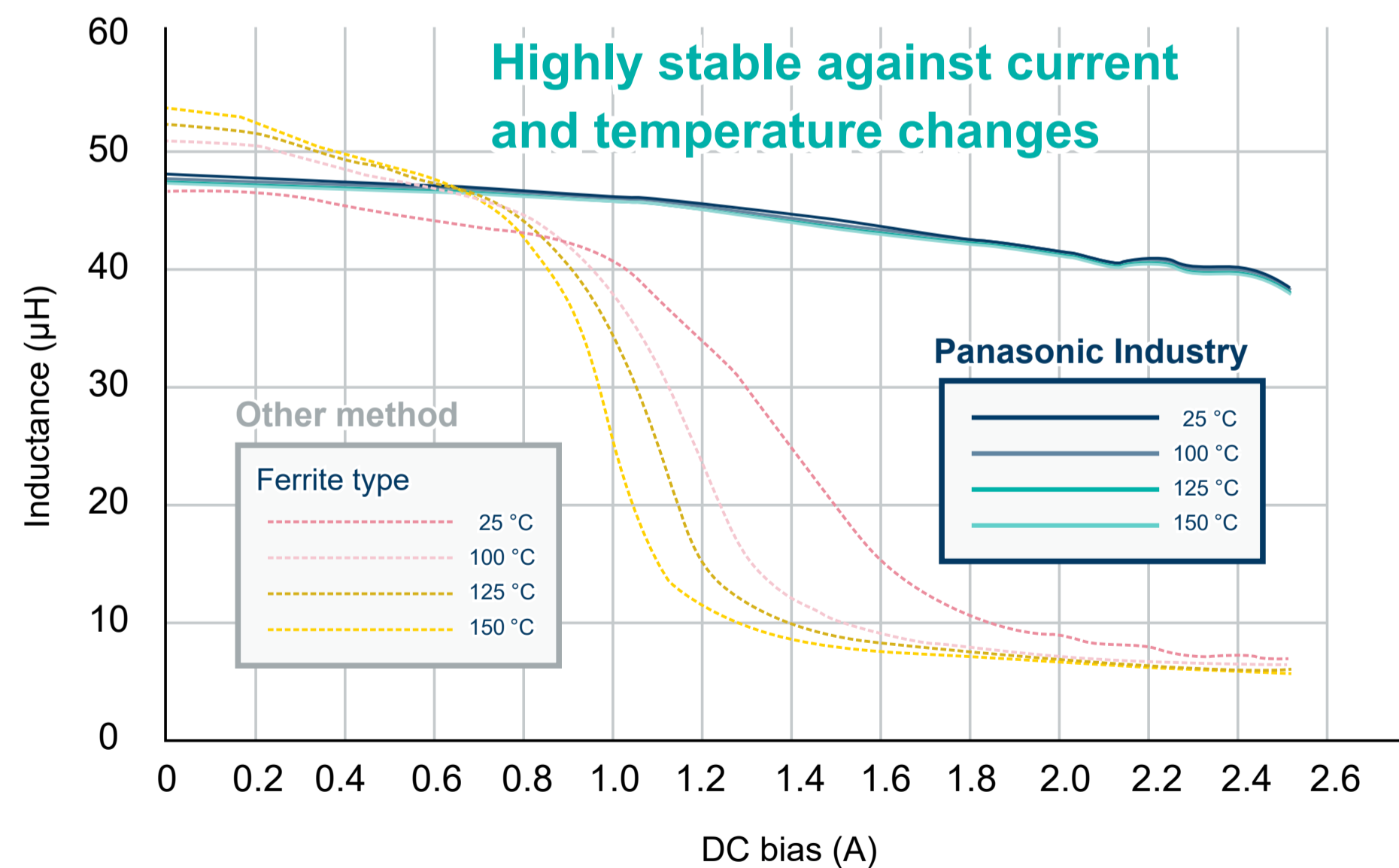
# Power Inductors

Our power inductors, incorporated into automotive ECUs (engine control units), are **highly reliable**, **capable of handling high currents**, and **compact**, contributing to the **thermal design and space savings** of these ECUs.

By extending the life of parts and reducing the use of materials, our inductors contribute to the realization of a circular economy.



**Highly reliable**, capable of handling high currents



## Miniaturization


< Low DCR >

	Other company's product	Panasonic Industry	
Type (The upper row indicates each size)	φ20.0 Toroidal coil	10×10×6.0 mm max 2.5 μH	12×12×8.0 mm max 2.5 μH
DCR	4.0 mΩ	4.55 mΩ	2.6 mΩ

Size 1/3 (Panasonic Industry 10x10mm) vs Size 1/2 (Panasonic Industry 12x12mm)

< SMD >


**Conventional method  
(Toroidal core type)**



φ 15 to 20 mm

**Panasonic Industry**

- ① PCC-MC 10L : **10×10 mm**
- ② PCC-MC 12L : **12×12 mm**



**Achieving the miniaturization of ECUs by adopting SMD type high current, low loss inductors**