

Panasonic

Harmony BS-TYPE



Panasonic

Wide range of items for multi-design coordinations.



Harmony **BS-TYPE**



page 06 / 07



page 07 / 08

page 09 / 10

page 10

page 11

INDEX



Switches



Socket Outlets



Accessories

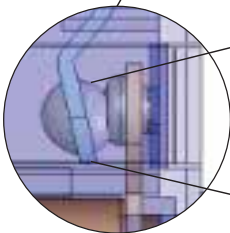


Dimmer Switches




Others

TECHNICAL SPECIFICATIONS



CONTACT



CROSS-SECTION

Silver alloy

INSTALLATION BENEFITS

- Thinner body for easier installation
- Large terminal capacity for various type of wires
- Applicable wire:
Solid and Stranded type only

DIMENSION



1-gang

Plate: 86x86
Box: 72x72
Fixing centre: 60.3



2-gang

Plate: 86x146
Box: 72x132
Fixing centre: 120.6

QUALITY GUARANTEE

| | |
|--|------------------------------------|
| 10A Plate Switches | Guaranteed until 40,000 operations |
| 20A Plate Switches 45A Plate Switches | Guaranteed until 10,000 operations |

ADVANCED QUALITY FOR A SAFER HOME

- ① High capacity silver alloy contacts allowing better heat resistance to prevent electrical malfunctions.
- ② Designed with fire retardant material for safer operations (UL94 V-1 or more, Glow wires above 850°C).
- ③ Thermosetting molding compound for better scratch resistance and avoid tracking.

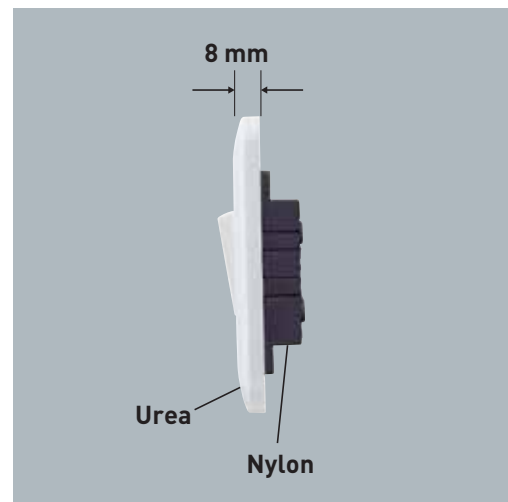
SIMPLE AND SMART DESIGN

Available in 5 colors
(White, Gold, Matt-Gold, Chrome, Matt-Chrome).
Allowing more freedom for your interior design creation.



REVOLUTIONARY COMPONENT DEVELOPMENT

Thinner new component specifically developed
for a smoother match with the BS box.



HIGHLY RELIABLE SAFETY FEATURES

- European RoHS directive compliant, completely free from Cd, Hg, Cr6+, Pb, PBBs, PBDEs.
- Fire retardant material in use to prevent core components from burning.

Standard

•BS/IEC Compliant



EN60669_1



BS1363_2



علامة الجودة الإماراتية
Emirates Quality Mark

Switches


WBC5011 ☐ ☐

1-Gang 1Way SP Switch, 10AX 250V



WBC5021 ☐ ☐

1-Gang 2-Devices 1Way SP Switch, 10AX 250V




WBC5031 ☐ ☐

1-Gang 3-Devices 1Way SP Switch, 10AX 250V



WBC5041 ☐ ☐

2-Gang 4-Devices 1Way SP Switch, 10AX 250V



WBC5061 ☐ ☐

2-Gang 6-Devices 1Way SP Switch, 10AX 250V




WBC5012 ☐ ☐

1-Gang 1-Device 2Way SP Switch, 10AX 250V




WBC5022 ☐ ☐

1-Gang 2-Devices 2Way SP Switch, 10AX 250V



WBC5032 ☐ ☐

1-Gang 3-Devices 2Way SP Switch, 10AX 250V



WBC5042 ☐ ☐

2-Gang 4-Devices 2Way 10A SP Switch, 10AX 250V



WBC5062 ☐ ☐

2-Gang 6-Devices 2Way SP Switch, 10AX 250V




WBC5014 ☐ ☐

1-Gang Intermediate Switch, 10AX 250V





WBC5511 ☐ ☐

1-Gang 1Way SP Push Switch, with "Bell Symbol" 10A 250V



Variety of Colors





White


☐






Gold

☐







Matt-Gold

☐



DIMENSIONS of Applicable Box

Plate : 86x86 mm
Box : 72x72 mm
Fixing Centre : 60.3 mm



Plate : 86x146 mm
Box : 72x132 mm
Fixing Centre : 120.6 mm

WBC5203 
1-Gang 20A DP Switch, 20A 250V





WBC5303 
1-Gang 20A DP Switch with Indicator, 20A 250V



WBC5313 
1-Gang 20A DP Switch Marked "Water Heater" with Indicator, 20A 250V





WBC5403 
1-Gang 45A DP Switch with Indicator, 45A 250V





WBC5413 
1-Gang 45A DP Switch with Indicator, Large plate, 45A 250V





WBC6120 
2-Gang Cooker Control Unit (45A DP Switch, + 13A Socket DP Switched with Indicator) 13A 250V





Socket Outlets

WBC1212 
1-Gang DP Switched Socket 13A 250V



WBC1214 
1-Gang DP Switched Socket with Indicator 13A 250V



WBC1222 
2-Gang DP Switched Socket 13A 250V



WBC1224
2-Gang DP Switched Socket with Indicator 13A 250V



Chrome



Matt-Chrome



WBC1311 ☐ ☐

1-Gang SP Switched Socket
(Non SASO Standard) 15A 250V



WBC1313 ☐ ☐

1-Gang SP Switched Socket
with Indicator
(Non SASO Standard) 15A 250V



WBC1419 ☐ ☐

1-Gang Socket 15A 127V
with Shutter



WBC1410 ☐ ☐

1-Gang Socket 15A 127V



WBC1111 ☐ ☐

1-Gang SP Switched Socket
(Non SASO Standard) 5A 250V



WBC1113 ☐ ☐

1-Gang SP Switched Socket
with Indicator
(Non SASO Standard) 5A 250V



WBC1510 ☐ ☐

1-Gang Universal Socket
(Non SASO Standard) 16A 250V



WBC1520 ☐ ☐

1-Gang 2-Devices Universal Socket
(Non SASO Standard) 16A 250V



WBC6122 ☐ ☐

1-Gang 1Way SP Switch 10AX 250V
+ 16A Universal Socket 16A 250V
(Non SASO Standard)



WBC1610 White only

1-Gang German Socket
(Non SASO Standard) 16A 250V



WBC9120 ☐ ☐

Shaver Socket Outlet
Input : 220V-240V
Output : 230V / 115V 20VA




WBC1711 ☐ ☐

1-Gang Switched Multiple
Socket 10A 250V



Variety of Colors





White


☐






Gold

☐





Matt-Gold

☐

DIMENSIONS of Applicable Box


Plate : 86x86 mm
Box : 72x72 mm
Fixing Centre : 60.3 mm

Plate : 86x146 mm
Box : 72x132 mm
Fixing Centre : 120.6 mm



Accessories

WBC3112  
1-Gang Telephone Socket UK Master




WBC3113  
1-Gang Telephone Socket UK Secondary



WBC3114  
1-Gang Telephone Socket RJ11/12




WBC3118  
1-Gang Telephone Socket RJ11/12 6P4C



WBC3124  
1-Gang 2-Devices Telephone Socket RJ11/12



WBC3128  
1-Gang 2-Devices Telephone Socket RJ11/12 6P4C



WBC3010  
1-Gang TV Socket DIN Type



WBC3011  
1-Gang TV Socket F Type





WBC3020  
1-Gang TV Socket DIN Type + FM Socket




WBC3818  
1-Gang TV Socket F Type + Telephone Socket RJ11/12 6P4C



WBC3822  
1-Gang TV Socket F Type + Telephone Socket UK Master



WBC3820  
1-Gang TV Socket DIN Type + TV Socket F Type



Chrome



Matt-Chrome



WBC3821 ☐☐
1-Gang TV Socket DIN Type
+ Telephone Socket UK Master



WBC3216 ☐☐
1-Gang CAT 5 RJ45



WBC3217 ☐☐
1-Gang CAT 6 RJ45



WBC3226 ☐☐
1-Gang 2-Devices CAT 5 RJ45



WBC3227 ☐☐
1-Gang 2-Devices CAT 6 RJ45



WBC3878 ☐☐
1-Gang CAT 6 RJ45
+ Telephone Socket RJ11/12 6P4C




Dimmer Switches

WBC4211 ☐☐
1-Gang 2Way Push On/Off 500W
Dimmer 220V-240V 50Hz/60Hz



WBC4221 ☐☐
1-Gang 2-Devices 2Way Push
On/Off 400W x 2
Dimmer 220V-240V 50Hz/60Hz





WBC4231 ☐☐
2-Gang 3-Devices 2Way Push
On/Off 350W x 3
Dimmer 220V-240V 50Hz/60Hz






WBC4241 ☐☐
2-Gang 4-Devices 2Way Push
On/Off 300W x 4
Dimmer 220V-240V 50Hz/60Hz



Variety of Colors



White
☐



Gold
☐



Matt-Gold
☐

DIMENSIONS of Applicable Box

Plate : 86x86 mm
Box : 72x72 mm
Fixing Centre : 60.3 mm

Plate : 86x146 mm
Box : 72x132 mm
Fixing Centre : 120.6 mm

Others

WBC7010 White only

1-Gang Cable Outlet with 20A Terminal Block



WBC7020 White only

1-Gang Cable Outlet with 45A Terminal Block



WBC7100

1- Gang 13A Fused Connection Unit 13A 250V



WBC7101

1-Gang 13A Fused Connection Unit with Indicator 13A 250V



WBC7102

1-Gang 13A DP Switched Fused Connection Unit 13A 250V



WBC7103

1-Gang 13A DP Switched Fused Connection Unit with Indicator 13A 250V



WBC8010

1-Gang Blank Plate



WBC8020

2-Gang Blank Plate



WBC6010 White only

1-Gang with Earth Terminal Box 35MM deep



WBC6020 White only

2-Gang with Earth Terminal Box 35MM deep



Chrome



Matt-Chrome



Panasonic

Harmony BS-TYPE





[illegible]

[illegible]

Please contact

Panasonic®

**Panasonic Corporation
Eco Solutions Company**

Power Components Business Unit

1048, Kadoma Osaka 571-8686, Japan

**VİKO Elektrik ve Elektronik
Endüstrisi San. ve Tic. A.Ş.**

A member of the Panasonic Group

Abdurrahmangazi Mah. Ebubekir Cad. No: 44 34887 Sancaktepe
İstanbul / Türkiye T: +90 216 564 55 55 e-mail: viko@viko.com.tr