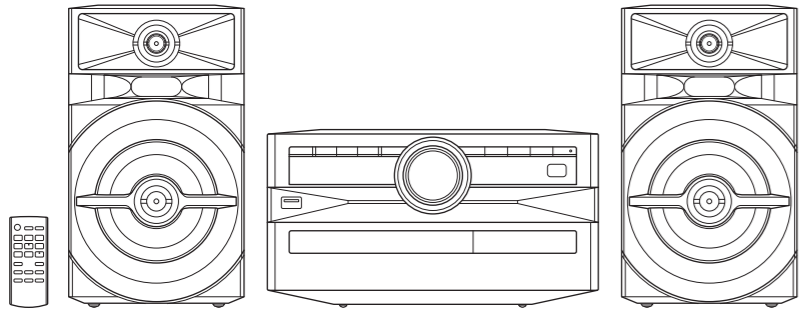


Panasonic®

Operating Instructions

CD Stereo System

Model No. **SC-UX100**



Thank you for purchasing this product.

For optimum performance and safety, please read these instructions carefully.

Please keep this manual for future reference.

Panasonic Corporation

Web Site: <http://www.panasonic.com>



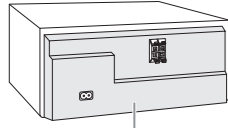
TQB0969

L0716LC0

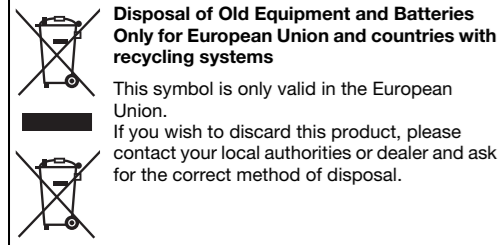
© Panasonic Corporation 2016

Your system and the illustrations can look differently. These operating instructions are applicable to the following system.

System	SC-UX100
Main unit	SA-UX100
Speakers	SB-UX100



**CLASS 1
LASER PRODUCT**



Maintenance

To clean this system, wipe with a soft, dry cloth.

- Never use alcohol, paint thinner or benzine to clean this system.
- Before using chemically treated cloth, read the instructions that came with the cloth carefully.

Safety precautions

WARNING!

Unit

- To reduce the risk of fire, electric shock or product damage.
 - Do not expose this unit to rain, moisture, dripping or splashing.
 - Do not place objects filled with liquids, such as vases, on this unit.
 - Use only the recommended accessories.
 - Do not remove covers.
 - Do not repair this unit by yourself. Refer servicing to qualified service personnel.
 - Do not let metal objects fall inside this unit.

CAUTION!

Unit

- To reduce the risk of fire, electric shock or product damage.
 - Do not install or place this unit in a bookcase, built-in cabinet or in another confined space. Ensure this unit is well ventilated.
 - Do not obstruct this unit's ventilation openings with newspapers, tablecloths, curtains, and similar items.
 - Do not place sources of naked flames, such as lighted candles, on this unit.

- For Australia and New Zealand:** This unit is intended for use in tropical climates.
- For others:** This unit is intended for use in moderate climates.

- This unit may receive radio interference caused by mobile telephones during use. If such interference occurs, please increase separation between this unit and the mobile telephone.
- This unit utilizes a laser. Use of controls or adjustments or performance of procedures other than those specified herein may result in hazardous radiation exposure.
- Set the unit up on an even surface away from direct sunlight, high temperatures, high humidity, and excessive vibration.

AC mains lead

- The mains plug is the disconnecting device. Install this unit so that the mains plug can be unplugged from the socket outlet immediately.

Battery

- Danger of explosion if battery is incorrectly replaced. Replace only with the type recommended by the manufacturer.
- When disposing of the batteries, please contact your local authorities or dealer and ask for the correct method of disposal.
 - Do not heat or expose to flame.
 - Do not leave the battery(ies) in a car exposed to direct sunlight for a long period of time with doors and windows closed.
 - Do not break open or short-circuit the battery.
 - Do not charge the alkaline or manganese battery.
 - Do not use the battery if the cover has peeled off.
- Remove the battery if you do not use the remote control for a long period of time. Keep in a cool, dark area.

Note on disc

- This system can play CD-R/RW with CD-DA or MP3 format content.
- Before playback, finalise the disc on the device it was recorded on.
- Some CD-R/RW cannot be played because of the condition of the recording.

Note on USB device

- This system does not guarantee connection with all USB devices.
- This system supports USB 2.0 full speed.
- This system can support USB devices of up to 32 GB.
- Only FAT 12/16/32 file system is supported.

Note on MP3 file

- Files are defined as tracks and folders are defined as albums.
- Tracks must have the extension ".mp3" or ".MP3".
- Tracks will not necessarily be played in the order you recorded them.
- Some files can fail to work because of the sector size.

MP3 file on disc

- This system can access up to:
 - 255 albums (including root folder)
 - 999 tracks
 - 20 sessions
- Disc must conform to ISO9660 level 1 or 2 (except for extended formats).

MP3 file on USB device

- This system can access up to:
 - 800 albums (including root folder)
 - 8000 tracks
 - 999 tracks in one album

About Bluetooth®

Panasonic bears no responsibility for data and/or information that can possibly be compromised during a wireless transmission.

Frequency band

- This system uses the 2.4 GHz frequency band.

Certification

- This system conforms to the frequency restrictions and has received certification based on frequency laws. Thus, a wireless permit is not necessary.
- The actions below are punishable by law:
 - Taking apart or modifying the main unit.
 - Removing specification indications.

Restrictions of use

- Wireless transmission and/or usage with all Bluetooth® equipped devices is not guaranteed.
- All devices must conform to standards set by Bluetooth SIG, Inc.
- Depending on the specifications and settings of a device, it can fail to connect or some operations can be different.
- This system supports Bluetooth® security features. But depending on the operating environment and/or settings, this security is possibly not sufficient. Transmit data wirelessly to this system with caution.
- This system cannot transmit data to a Bluetooth® device.

Range of use

- Use this device at a maximum range of 10 m.
- The range can decrease depending on the environment, obstacles or interference.

Interference from other devices

- This system may not function properly and troubles such as noise and sound jumps may arise due to radio wave interference if this unit is located too close to other Bluetooth® devices or the devices that use the 2.4 GHz band.
- This system may not function properly if radio waves from a nearby broadcasting station, etc. is too strong.

Intended usage

- This system is for normal, general use only.
- Do not use this system near an equipment or in an environment that is sensitive to radio frequency interference (example: airports, hospitals, laboratories, etc.).

Licenses

The Bluetooth® word mark and logos are registered trademarks owned by Bluetooth SIG, Inc. and any use of such marks by Panasonic Corporation is under license. Other trademarks and trade names are those of their respective owners.

Google Play and Android are trademarks of Google Inc. MPEG Layer-3 audio coding technology licensed from Fraunhofer IIS and Thomson.

Note on AC mains lead

(For the AC mains plug of three pins)

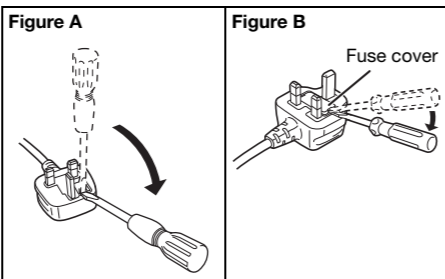
Before use

Remove the connector cover.

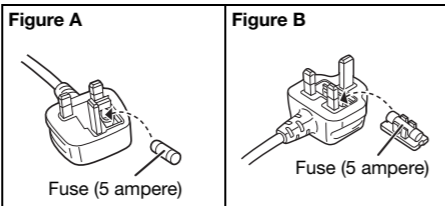
How to replace the fuse

The location of the fuse differ according to the type of AC mains plug (figures A and B). Confirm the AC mains plug fitted and follow the instructions below. Illustrations may differ from actual AC mains plug.

- Open the fuse cover with a screwdriver.



- Replace the fuse and close or attach the fuse cover.



Supplied accessories

Check and identify the supplied accessories.

- For Australia and New Zealand**

1 AC mains lead

- Except for Australia and New Zealand**

3 AC mains leads

For Saudi Arabia



- 1 FM indoor antenna**



- 1 Remote control**
(N2QAYB001019)

- 1 Remote control battery**

Note:

Use the AC mains lead that is suitable for your household mains socket.

Specifications

Amplifier section

RMS output power stereo mode

Front Ch (both ch driven) 150 W per channel (4 Ω), 1 kHz, 30% THD
Total RMS stereo mode power 300 W

PMPO output power 3300 W

Tuner, terminals section

Frequency modulation (FM)

Preset memory 30 stations
Frequency range 87.50 MHz to 108.00 MHz (50 kHz step)

Antenna terminals 75 Ω (unbalanced)

Analog audio input

Audio input Pin jack (1 system)

Disc section

Disc played (8 cm or 12 cm) CD, CD-R/RW (CD-DA, MP3*)

* MPEG-1 Layer 3

Pick up

Wavelength 790 nm (CD)

USB section

USB port

USB standard USB 2.0 full speed
Media file format support MP3 (*.mp3)
USB device file system FAT12, FAT16, FAT32

Bluetooth® section

Version Bluetooth® Ver. 2.1 + EDR

Class Class 2

Supported profiles A2DP, AVRCP, SPP

Operating frequency 2.4 GHz band FH-SS

Operation distance 10 m line of sight

Speaker section

Speaker unit(s)

Woofer 13 cm cone type x 1 per channel
Tweeter 5 cm cone type x 1 per channel

Impedance 4 Ω

Dimensions (W x H x D) 181 mm x 308 mm x 165 mm

Mass 2 kg

General

Power supply

For Australia and New Zealand AC 220 V to 240 V, 50 Hz

For others AC 220 V to 240 V, 50/60 Hz

Power consumption 49 W

Dimensions (W x H x D) 250 mm x 132 mm x 227 mm

Mass (SA-UX100) 1.7 kg

Operating temperature range 0°C to +40°C

Operating humidity range 35% to 80% RH (no condensation)

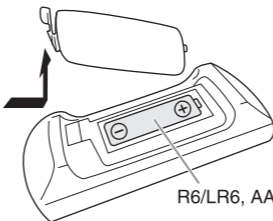
Power consumption in standby mode (approximate) 0.5 W

Power consumption in standby mode (approximate) (With "BLUETOOTH STANDBY" set to "ON") 0.6 W

Note:

- Specifications are subject to change without notice. Mass and dimensions are approximate.
- Total harmonic distortion is measured by the digital spectrum analyser.

Preparing the remote control



Use alkaline or manganese battery.

Install the battery so that the poles (+ and -) align with those in the remote control.

Placement of speakers

The left and right speakers are the same.

Use only the supplied speakers.

You can cause damage to the system and decrease the sound quality if you use other speakers.

Note:

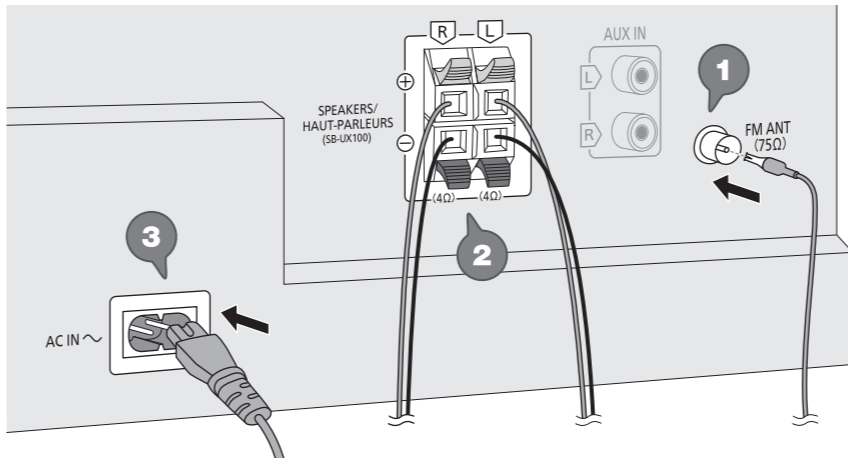
- Keep your speakers more than 10 mm from the main unit for ventilation.
- Put the speakers on a flat safe surface.
- These speakers do not have magnetic shielding. Do not put them near TVs, PCs or other equipment easily influenced by magnetism.
- When you play at high levels for a long period, it can cause damage to the speakers and decrease the life of the speakers.
- Decrease the volume in these conditions to prevent damage:
 - When the sound is distorted.
 - When you adjust the sound quality.

CAUTION!

- Use the speakers only with the recommended system. If not, you can cause damage to the amplifier and speakers and can cause a fire. Consult an approved service personnel if damage occurs or if there is a sudden apparent change in performance.**
- Do not modify the speaker or speaker wires as this can cause damage to the system.**
- Do the procedures included in these instructions when you attach the speakers.**
- Do not touch the speaker cone's reverberating surfaces:**
 - This may damage the speaker cone.
 - The speaker cone may be hot.

Making the connections

Connect the AC mains lead only after all the other connections have been made.



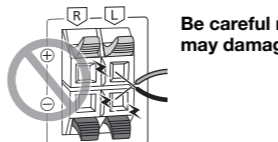
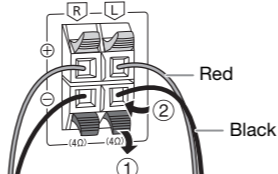
To household mains socket

- Connect the FM indoor antenna.**

Put the antenna where reception is best.

- Connect the speakers.**

Connect the speaker cables to the terminals of the same colour.



Be careful not to cross (short-circuit) or reverse the polarity of the speaker wires as doing so may damage the speakers.

- Connect the AC mains lead.**

Do not use any other AC mains leads except the supplied one.

Conserving power

The system consumes a small amount of power even when it is in standby mode. Disconnect the power supply if you do not use the system. Some settings will be lost after you disconnect the system. You have to set them again.

Limited Warranty (Australia)

Panasonic Warranty

- The product is warranted for 12 months from the date of purchase. Subject to the conditions of this warranty Panasonic or its Authorised Service Centre will perform necessary service on the product without charge for parts or labour, in the opinion of Panasonic, the product is found to be faulty within the warranty period.
- This warranty only applies to Panasonic products purchased in Australia and sold by Panasonic Australia or its Authorised Distributors or Dealers and only where the products are used and serviced within Australia or its territories. Warranty cover only applies to service carried out by a Panasonic Authorised Service Centre and only if valid proof of purchase is presented when warranty service is requested.
- This warranty only applies if the product has been installed and used in accordance with the manufacturer's recommendations (as noted in the operating instructions) under normal use and reasonable care (in the opinion of Panasonic). The warranty covers normal domestic use only and does not cover damage, malfunction or failure resulting from use of incorrect voltages, incorrect installation, accident, misuse, neglect, build-up of dirt or dust, abuse, maladjustment of customer controls, mains supply problems, thunderstorm activity, infestation by insects or vermin, tampering or repair by unauthorised persons (including unauthorised alterations), introduction of sand, humidity or liquids, commercial use such as hotel, office, restaurant, or other business or rental use of the product, exposure to abnormally corrosive conditions or any foreign object or matter having entered the product.
- This warranty does not cover the following items unless the fault or defect existed at the time of purchase:
 - Cabinet Parts
 - Video or Audio Tapes
 - SD cards or USB devices
 - User replaceable Batteries
 - DVD, Blu-ray or Recordable Discs
 - Video / Audio Heads from wear and tear in normal use
 - Information stored on Hard Disk Drive, USB stick or SD card
 - DTV reception issues caused by TV Aerial / Cabling / Wall socket(s) etc
- Some products may be supplied with Ethernet connection hardware. The warranty is limited on such products and will not cover
 - Internet and or DLNA connection / setup related problems
 - Access fees and or charges incurred for internet connection
 - The use of incompatible software or software not specifically stipulated in the product operations manual; and
 - Any indirect or consequential costs associated with the incorrect use or misuse of the hardware, its connection to the internet or any other device.
- To claim warranty service, when required, you should:
 - Telephone Panasonic's Customer Care Centre on 132600 or visit our website referred to below and use the Service Centre Locator for the name / address of the nearest Authorised Service Centre.
 - Send or take the product to a Panasonic Authorised Service Centre together with your proof of purchase receipt as a proof of purchase date. Please note that freight and insurance to and / or from your nearest Authorised Service Centre must be arranged by you.
 - Note that home or pick-up / delivery service is available for the following products in the major metropolitan areas of Australia or the normal operating areas of the nearest Authorised Service Centres:
 - Plasma / LCD televisions / displays (screen size greater than 103 cm)
- The warranties hereby conferred do not extend to, and exclude, any costs associated with the installation, de-installation or re-installation of a product, including costs related to the mounting, de-mounting or remounting of any screen, (and any other ancillary activities), delivery, handling, freighting, transportation or insurance of the product or any part thereof or replacement of and do not extend to, and exclude, any damage or loss occurring by reason of, during, associated with, or related to such installation, de-installation, re-installation or transit.

Panasonic Authorised Service Centres are located in major metropolitan areas and most regional centres of Australia, however, coverage will vary dependent on product. For advice on exact Authorised Service Centre locations for your product, please telephone our Customer Care Centre on 132600 or visit our website and use the Service Centre Locator.

In addition to your rights under this warranty, Panasonic products come with consumer guarantees that cannot be excluded under the Australian Consumer Law. If there is a major failure with the product, you can reject the product and elect to have a refund or to have the product replaced or if you wish you may elect to keep the goods and be compensated for the drop in value of the goods. You are also entitled to have the product repaired or replaced if the product fails to be of acceptable quality and the failure does not amount to a major failure.

If there is a major failure in regard to the product which cannot be remedied then you must notify us within a reasonable period by contacting the Panasonic Customer Care Centre. If the failure in the product is not a major failure then Panasonic may choose to repair or replace the product and will do so in a reasonable period of time from receiving notice from you.

THIS WARRANTY CARD AND THE PURCHASE DOCKET (OR SIMILAR PROOF OF PURCHASE) SHOULD BE RETAINED BY THE CUSTOMER AT ALL TIMES

If you require assistance regarding warranty conditions or any other enquiries, please visit the **Panasonic Australia** website www.panasonic.com.au or contact by phone on **132 600** *If phoning in, please ensure you have your operating instructions available.*

Panasonic Australia Pty. Limited

ACN 001 582 387 ABN 63 001 582 187
1 Innovation Road, Macquarie Park NSW 2113

PRO-031-F11 Issue: 4.0

01-01-2011

