

# Y3 TYPE 4-Way Mini Cassette

## Mini semi concealed cassette



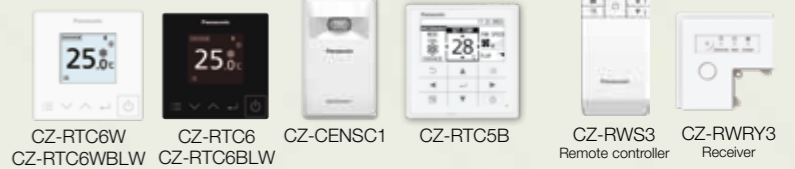
Designed to fit perfectly into a 60 x 60 cm ceiling grid without the need to alter the bar configuration, the Y3 is ideal for small commercial and retrofit applications. In addition, improvements to the Y3's efficiency make this model one of the most advanced units in the industry.



Please refer to the nanoe™ X website for the Mark 3 information.



Optional accessory

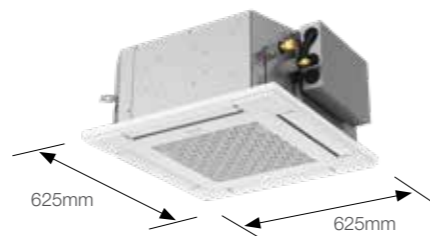


### Technical focus

- Mini cassette fits into a 60 x 60 cm ceiling grid
- DC fan motor with variable speed and a new heat exchanger ensures efficient power consumption
- Powerful drain pump gives 850 mm lift
- Multi-directional air flow
- Easy installation
- nanoe™ X : 100x for CAC (100 times more nanoe™ particle for wide commercial space). Inside cleaning by 100x nanoe™ + dry control

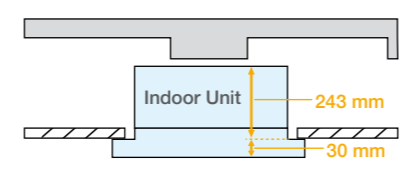
### Compact design

Thanks to advanced Panasonic design the panel is a compact 625 x 625 mm, offering elegant, unobtrusive installation even where space is limited.




### Lighter and slimmer, easier installation

When only 230 mm of indoor body height, it can easily fit in limited spaces and tight spots. (Required 243 mm from bottom of panel to top of the unit)



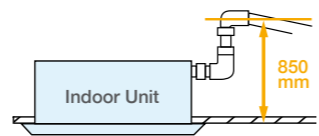
### Individual flap control

Keep everyone comfortable by directing air where it's needed and away from where it isn't with individual flap control.



### A drain height of up to 850 mm from the ceiling surface

The internal pump allows the drain pipe to be elevated up to 850 mm above the base of the unit.

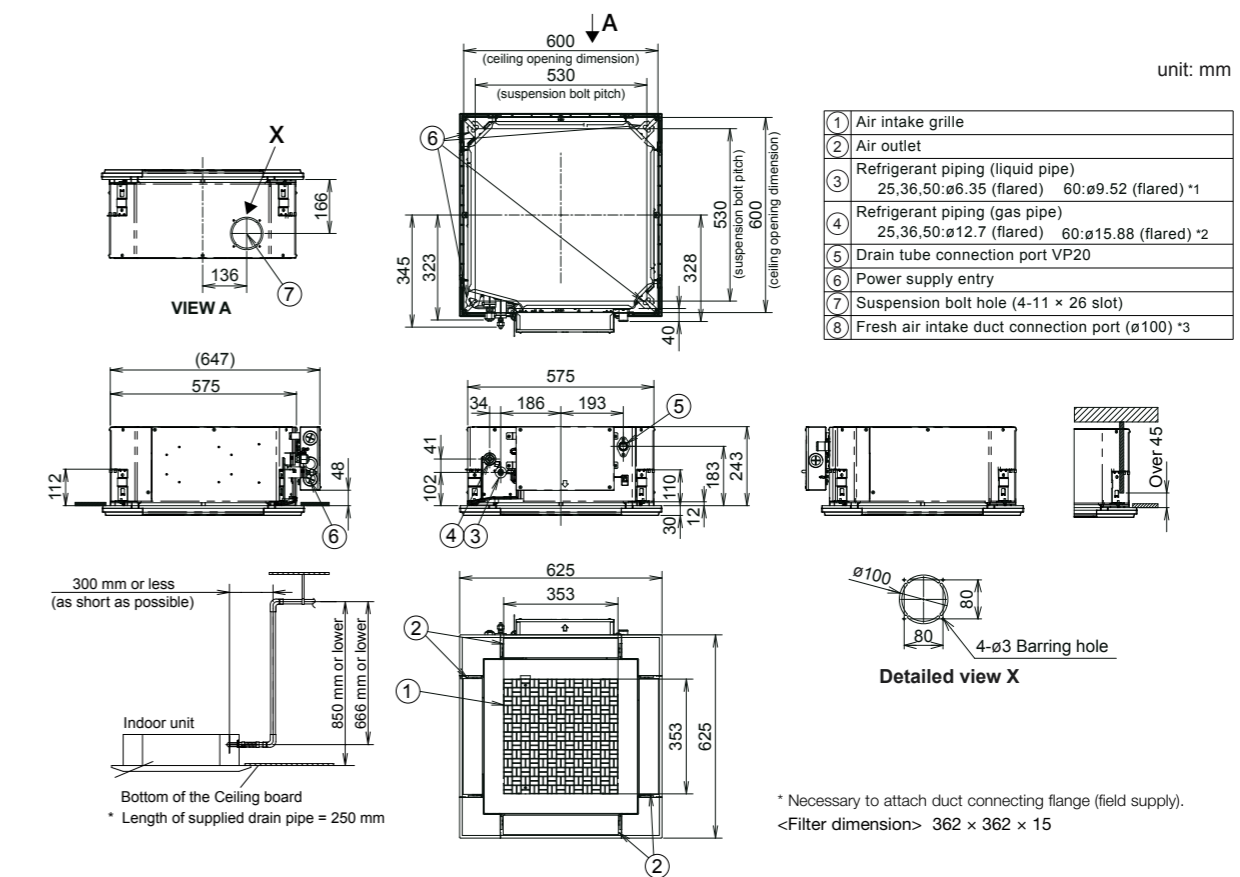


Model Name		S-22MY3E	S-28MY3E	S-36MY3E	S-45MY3E	S-56MY3E
Power source		220/230/240 V, 1 phase - 50Hz/60Hz				
Cooling capacity	kW	2.2	2.8	3.6	4.5	5.6
	BTU/h	7,500	9,600	12,300	15,400	19,100
Heating capacity	kW	2.5	3.2	4.2	5.0	6.3
	BTU/h	8,500	10,900	14,300	17,100	21,500
Power input	Cooling kW	0.020	0.021	0.022	0.030	0.042
	Heating kW	0.018	0.019	0.020	0.028	0.040
Running amperes	Cooling A	0.25   0.24   0.23	0.26   0.25   0.24	0.27   0.26   0.25	0.35   0.34   0.33	0.44   0.43   0.42
	Heating A	0.22   0.21   0.20	0.23   0.22   0.21	0.24   0.23   0.22	0.32   0.31   0.30	0.41   0.40   0.39
Fan motor	Type	Turbo fan				
	Airflow rate (H/M/L) m³/h	522/420/360	540/450/360	570/468/360	690/540/390	810/630/480
	(H/M/L) L/s	145/117/100	150/125/100	158/130/100	192/150/108	225/175/133
	Output kW	0.03	0.03	0.03	0.03	0.03
Sound power level (H/M/L)	Cooling dB	48/45/43	49/45/43	50/46/43	54/49/45	57/52/48
	Heating dB	48/45/43	49/45/43	50/46/43	54/49/45	57/52/48
Sound pressure level (H/M/L)	Cooling dB(A)	33/30/28	34/30/28	35/31/28	39/34/30	42/37/33
	Heating dB(A)	33/30/28	34/30/28	35/31/28	39/34/30	42/37/33
Dimensions* H x W x D mm		243(+30) x 575(625) x 575(625)	243(+30) x 575(625) x 575(625)	243(+30) x 575(625) x 575(625)	243(+30) x 575(625) x 575(625)	243(+30) x 575(625) x 575(625)
	Liquid mm (inches)	Ø6.35 (Ø1/4)	Ø6.35 (Ø1/4)	Ø6.35 (Ø1/4)	Ø6.35 (Ø1/4)	Ø6.35 (Ø1/4)
Pipe connections	Gas mm (inches)	Ø12.7 (Ø1/2)	Ø12.7 (Ø1/2)	Ø12.7 (Ø1/2)	Ø12.7 (Ø1/2)	Ø12.7 (Ø1/2)
	Drain piping	VP-20	VP-20	VP-20	VP-20	VP-20
Net weight*	kg	15(+2.8)	15(+2.8)	15(+2.8)	15(+2.8)	15(+2.8)

Global remarks	Rated conditions:	
	Cooling	Heating
	Indoor air temperature 27°C DB / 19°C WB	20°C DB / 15°C WB
	Outdoor air temperature 35°C DB / 24°C WB	7°C DB / 6°C WB

\* The values in ( ) for external dimensions and Net weight are the values for the optional ceiling panel. Specifications are subject to change without notice.

### Y3 TYPE 4-WAY MINI CASSETTE Dimension



\* Necessary to attach duct connecting flange (field supply). <Filter dimension> 362 x 362 x 15