Panasonic

WIFAN

Leading Innovation in Comfort

WIFAN

WiFi CERTIFIED

Available on the App Store

GET IT ON Google Play

Mobile Application Control

App-enabled* ceiling fan that connects to your Wi-Fi network and allows user to control their fans using mobile devices.

*Requires Android 6 and above or iOS 12 and above for the app to work.

Wi-Fi Ceiling Fan Connection

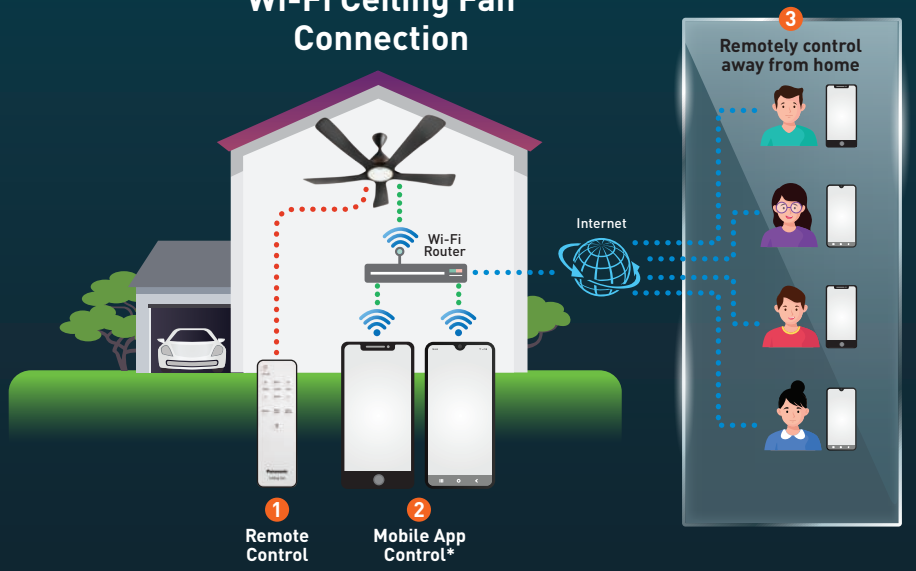

*One user account can only control up to **8 WIFAN ceiling fans***

*One WIFAN ceiling fan can only be registered by **4 user accounts***

Advantages of Mobile App Control

Comfort
Remotely turns on the ceiling fan using the Mobile App before arriving home to enjoy the comfortable air.

Convenient
Control and manage your ceiling fans from anywhere and anytime using your mobile devices.

Customization
Preset your ceiling fan's fan and light setting according to your preferences to suit your daily activities.

Energy Efficient
Eliminate the wastage of energy consumption from the unattended ceiling fans which are left behind by enable to turn them off even when you're away from home.

Hassle Free
Control your ceiling fan using your mobile devices without having to search for the remote control.

Security
Operate the ceiling fan at preset schedule (day and time) when away from home or on long vacation as a method for crime prevention.

Timely
Make use of the "Scheduling Function", "Sleep Mode" and On/Off Timer to suits your daily activities

Time Saving
Controls multiple ceiling fans simultaneously.

Features Available in the App

LED Lighting (Applicable for M15GCVBKSH & F-M12GCVBKH)

LED ceiling fan provides you greater space with the lighting incorporated into the fan. LED is used due to its long lifespan and also simply because it is energy saving.

85% Energy Saving*
* LED Light compared to incandescent bulb.

Hassle-free - No Bulb Replacement Needed
With the long lifespan of LED light, there is no need to constantly change your light bulb - and reduce garbage waste.

Brightness
Brightness = Up to 200 lx*

Power Consumption
Up to 19W*
19W LED light = Incandescent lamp 4 x 60W

Coverage*
< HIGH > - 200lx
i) 4m coverage - strong lighting
ii) 6m coverage - moderate lighting
iii) 8m coverage - weak lighting

Adjustable Color Temperature

Normal Light Mode

Night Light Mode



Mode	Normal Light Mode	Night Light Mode
Adjustable Brightness Level	**Min: 25**(lx) **Max: 200**(lx)	**Min: 0.15**(lx) **Med: 0.60**(lx) **Max: 1.10**(lx)

Preset Lighting Scene Setting (Applicable for F-M15GCVBKSH & F-M12GCVBKH)

Preset with 4 light setting for 4 common daily activities.

The preset scene can also be overwritten by adjusting the light setting according to your preferred comfort level and save the setting for easy 1-Touch access.

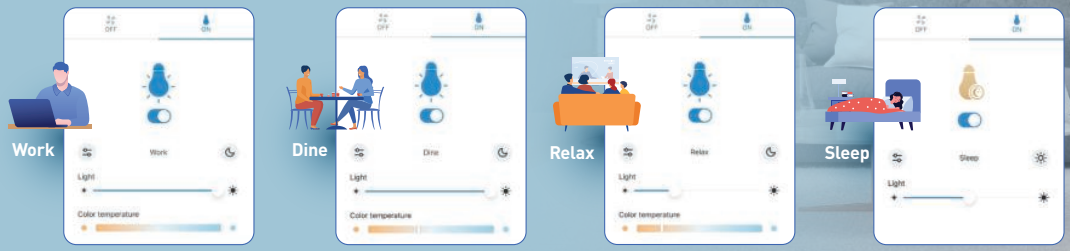

1/f Yuragi (Natural Breeze Function)

Comfortable - 1/f Yuragi (Natural Breeze)

These fans are equipped with 1/f Yuragi function which is a fluctuating pattern to generate a gentle breeze. By this sophisticated formula, in varying air velocity and controlling wind force, these new ceiling fans give you a peaceful and comfortable feeling.

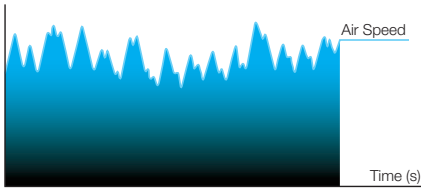

Pattern period is 128 sec

Speed notch toggles based on Yuragi pattern

Incorporated with this human-concerned technology, this kind of rhythm maintains your external body temperature by giving you a feeling of natural wind when there is a change of wind velocity.

Comment after 20 minutes usage

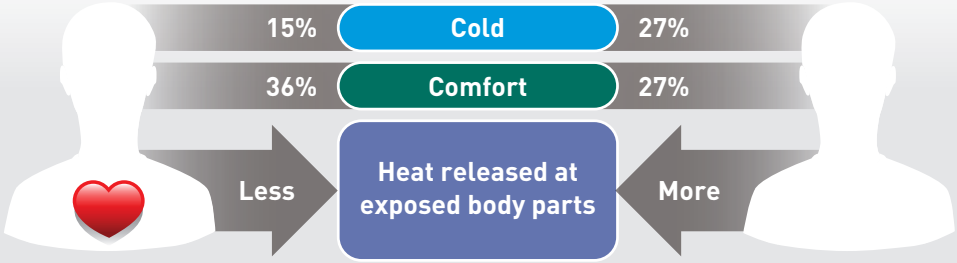

1/f Yuragi Wind Flow
While enjoying the comfortable cooling effect, it prevents body temperature from dropping.

Japan Society of Physiological Anthropology Report

Continuous Wind
Body will get tired if exposed to constant air velocity for a long time.

Reverse Function

The reverse function rotates the ceiling fan in a clockwise mode and draws cool air upwards and circulates the air around the room for an even air flow and comfortable temperature. The reverse function complements with the functions of an air conditioner and helps to maximize the effectiveness of the air conditioner.

Reverse function rotates clockwise

without Reverse function

with Reverse function

Scheduling Function

Helps to manage the ceiling fan according to user's setting by setting the fan to perform specific commands at specific time. E.g. Helps to turn on/off the fan and LED light* of the fan at specific time.

* Scheduling function for LED light setting is only available for F-M15GCVBKSH & F-M12GCVBKH

Grouping Function

Allow users to control all registered ceiling fans in their app with one operation (One user account can only register and control up to 8 Ceiling fans). This helps to reduce the time for users to synchronize setting for all registered ceiling fans and trouble-free control for those who have many ceiling fans in one house.

Sleep Mode

These fans are equipped with Sleep Mode, by which fan speed and timer will gradually reduce until the fan is off. Fan will reduce by two speeds after every two hours (minimum speed 1) until the Ceiling Fan is turned off. This function not only creates an optimal sleeping environment but also enhances energy saving as well.

*SLEEP MODE can only use with OFF TIMER enabled.

*SLEEP MODE function is disabled either at Speed 1 or 1-hour setting.

*SLEEP MODE function will deactivate if Timer Setting is changed.

Timer	24h	23h	22h	21h	20h	19h	18h	17h	16h	15h	14h	13h	12h	11h	10h	9h	8h	7h	6h	5h	4h	3h	2h	1h	0h
Speed 10	10	→	8	→	6	→	4	→	2	→	1	→	→	→	→	→	→	→	→	→	→	→	→	→	OFF
		10	→	8	→	6	→	4	→	2	→	1	→	→	→	→	→	→	→	→	→	→	→	→	
			10	→	8	→	6	→	4	→	2	→	1	→	→	→	→	→	→	→	→	→	→	→	
				10	→	8	→	6	→	4	→	2	→	1	→	→	→	→	→	→	→	→	→	→	
					10	→	8	→	6	→	4	→	2	→	1	→	→	→	→	→	→	→	→	→	
						10	→	8	→	6	→	4	→	2	→	1	→	→	→	→	→	→	→	→	
							10	→	8	→	6	→	4	→	2	→	1	→	→	→	→	→	→	→	
								10	→	8	→	6	→	4	→	2	→	1	→	→	→	→	→	→	
									10	→	8	→	6	→	4	→	2	→	1	→	→	→	→	→	
										10	→	8	→	6	→	4	→	2	→	1	→	→	→	→	
											10	→	8	→	6	→	4	→	2	→	1	→	→	→	
												10	→	8	→	6	→	4	→	2	→	1	→	→	
													10	→	8	→	6	→	4	→	2	→	1	→	
														10	→	8	→	6	→	4	→	2	→	1	
															10	→	8	→	6	→	4	→	2	→	
																10	→	8	→	6	→	4	→	2	
																	10	→	8	→	6	→	4	→	
																		10	→	8	→	6	→	4	
																			10	→	8	→	6	→	
																				10	→	8	→	6	
																					10	→	8	→	
																						10	→	8	
																							10	→	

The above SLEEP MODE pattern is based on fan set at Speed 10 and OFF timer set to various hours (from 24 hours to 2 hours).

ON/OFF Timer

An advanced version of ON/ OFF Timer, providing 24 hours countdown for ON TIMER and OFF TIMER.

New Generation DC Motor

More Compact DC Motor Unit
Built-in PCB to create a mono form outlook

Higher Motor Power Output
For higher air volume and wider air flow

How DC Motor works?

AC motor VS DC motor
AC (Alternative Current) motor connects directly to a power source where it creates the moment of force required to rotate the motor's rotor.

As for DC (Direct Current) motor, the direct (AC) power source will be connected to a transformer which converts the power to DC. The effect will decrease the amount of power used by a direct current instead of the alternating current. The motor's rotor will then be rotated by using a system of magnets of opposing polarity where this process requires less electrical energy.

DC Motor is more compact & half the size of AC motor

Advantages of a DC motor:
1. Uses less energy – compared AC motor
2. Quiet operation
3. More compact and lighter motor

New Printed Circuit Board (PCB)

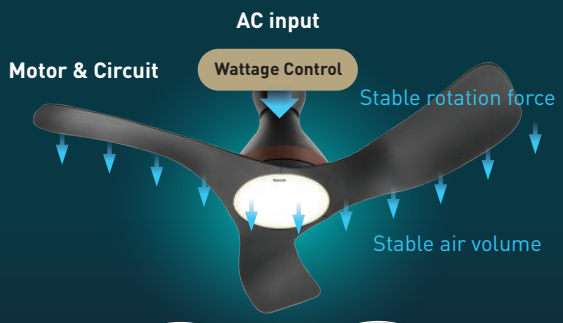

Compact Size Circuit
A 3-in-1 and smaller size components driven by high voltage.

Constant Wattage Control
Maintain constant wattage control. Stable delivery of large air volume & wide airflow even when there is fluctuation in voltage.

Memory Function
Memorizes last setting even when wall switch is switched off.
Fan and light will operate at previous fan speed or light setting when the ceiling fan is turned on the next time.



Intelligent Motor Drive System (IMDS)
Motor Faulty Detection – Able to detect motor abnormality such as motor stop or running slow and stops the fan from rotating to prevent unsafe condition.

Blade Faulty Detection* – An additional protection against blade drop. It will stop the fan from rotating to prevent unsafe condition if an abnormal fan rotation is detected.

This system is a detection mechanism that will turn off the fan if it detects any abnormality.
**Applicable only for F-M15GCVBKSH and F-M15ECVBKSH*

Innovative Blade Design

60"blade

Applicable for
F-M15GCVBKSH
F-M15ECVBKSH

Wider Air Delivery

Blade shapes like an eagle's wings for wider and stronger air flow.

Normal Blade

Pressure contour

Torque towards center of blade

Vector Diagram

Sway towards the center due to influence of vortex and caused the wind not spreading effectively

New Blade

Pressure contour

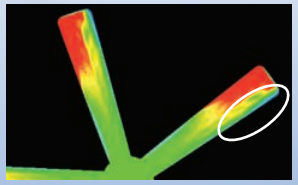

Torque at the edge of blade for wider wind spread

Vector Diagram

Blade designed to suppress central vortex allowing wind to spread easily

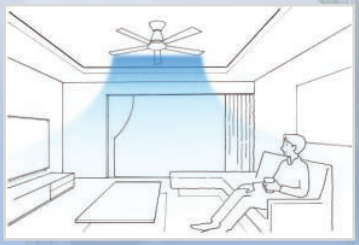

Wider air delivery without having any additional air moving products to enjoy comfortable wind

48"blade

Applicable for
F-M12GCVBKH
F-M12ECVBKH

More Silent And Low Noise

Blade shapes like an owl's wings for soft and silent air flow.

Normal Blade

Straight Blade
Cuts air at the same timing

Blade angle & width are narrow and at the same angle

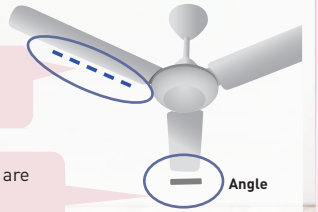

New Blade

3D Curve blade
Blade tip moves in advance to the rotational direction and does not cut air at same timing

Blade turn gradually causing small pressure change to create smooth and quiet air

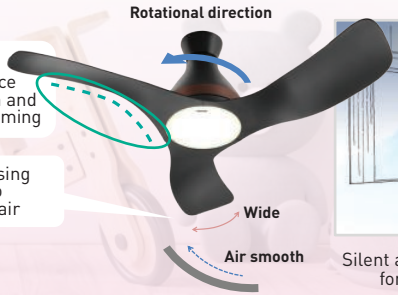



Silent air flow with less noise disturbance for a relaxing and peaceful sleep

Simple and Contemporary Remote Control

1. **Off/On Button:** Press to activate or stop ceiling fan
2. **"+" Speed Button:** Increases the fan speed
3. **"-" Speed Button:** Decreases the fan speed
4. **Reverse Button:** Changes the direction of fan rotation (clockwise, anticlockwise)
5. **Wi-Fi Button:** Press to activate or turn off the ceiling fan wireless network
6. **Night Light Button:** Press to select LED NIGHT LIGHT mode
7. **Warm Mode Button:** Press to adjust WARM colored LED Light
8. **White Mode Button:** Press to adjust WHITE colored LED Light
9. **"+" Light Button:** Increases the light brightness gradually
10. **"-" Light Button:** Decreases light brightness gradually
11. **Light Off/On Button:** Turns Off or turns On the Light

Remote control for **F-M15GCVBKSH & F-M12GCVBKH**

Remote control for **F-M15ECVBKSH & F-M12ECVBKH**

Safety Features

To pursue a higher quality of life, ceiling fans are expected to have more functions and value added features. However, it is also crucial to consider the safety and reliability features of the fan when you select a ceiling fan.

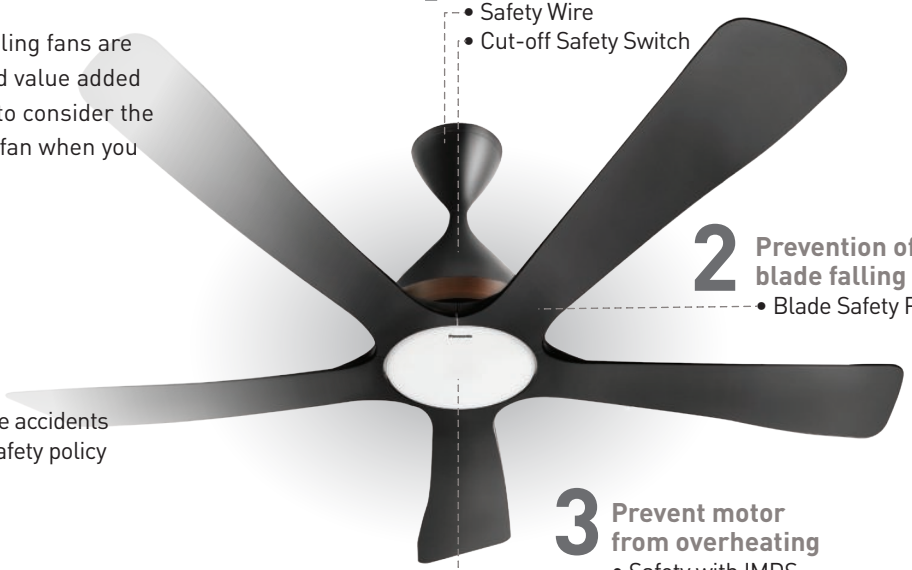

1 Prevention of body falling off
- Safety Wire
- Cut-off Safety Switch

2 Prevention of blade falling off
- Blade Safety Plate

3 Prevent motor from overheating
- Safety with IMDS

Safety Policy by Panasonic

Preventive Measures for Safety

Panasonic aims to minimize and reduce accidents to occur. Thus, Panasonic practices safety policy to prevent any dangerous mishaps.

Cut-off Safety Switch

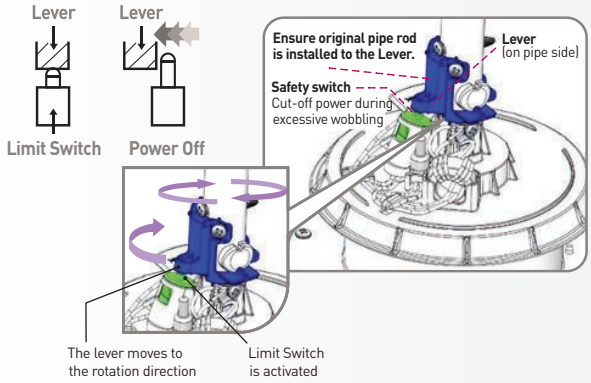

Problem

If there is any damage at either the shaft or the bolt due to improper installation, abnormal wobbling from fan will occur when it operates. The damage will cause the shaft or the bolt to break if the fan continues to operate.

Preventive Measures

When there is excessive wobbling, the safety cut-off switch will be triggered and power supply will be cut off. The cut-off switch works by detaching the lever from the switch and the fan will stop.

If Motor stops
Stop using immediately and seek contact for qualified installers or authorized Panasonic service dealers for assistance.

Blade Safety Plate

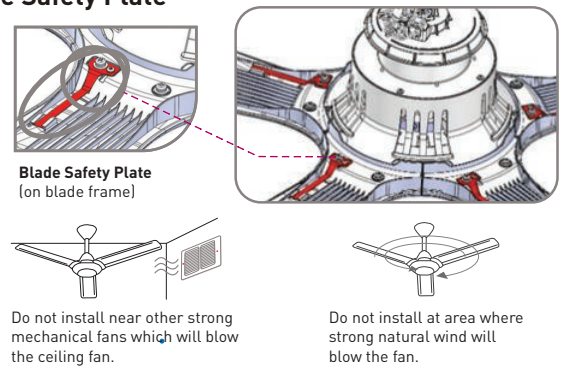

Problem

The fan blade may detach from the fan motor should there be improper installation coupled with the fan blade wearing off, deformed blade shape or stronger wind blowing to the fan.

Preventive Measures

The broken blade will be visibly hanging with the aid of safety blade hook when the fan is functioning (as shown in the picture) as an indication.

If Blade breaks
Stop using immediately and seek contact for qualified installers or authorized Panasonic service dealers for assistance.

Safety Wire

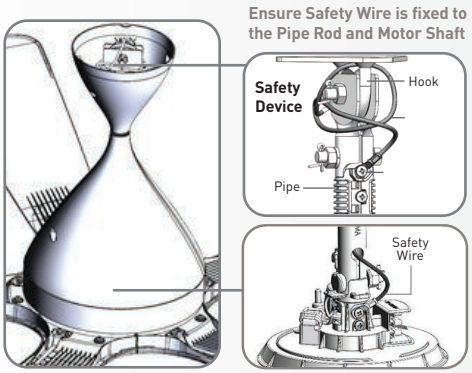

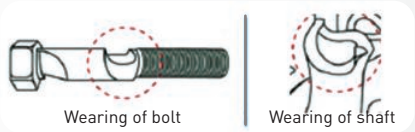

Problem

Due to improper installation or should malfunction occur, the fan motor may detached from the pipe rod due to factors such as wearing of shaft bolt, etc.

Preventive Measures

The safety wire helps to secure the fan motor with the ceiling hook to prevent the motor from falling when the fan motor detaches from the pipe rod.

If need shorter/longer pipe
Contact qualified installers or authorized Panasonic service dealers for assistance.

Use the original pipe rod

Original pipe rod comes with the safety wire and safety cut-off switch in line with Panasonic safety policy. Also, do ensure the pipe rod is fully tightened to the motor shaft. (Bolt tightening torque is 800 – 1200 N.com)

F-M15GCVBKSH

Installation Space (unit:mm)

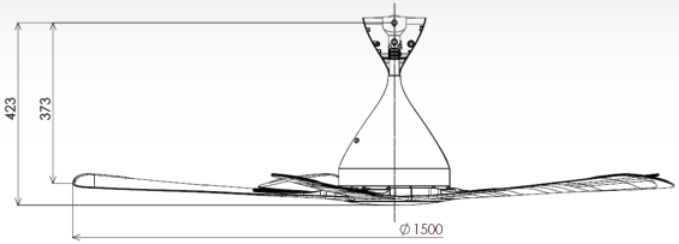

Features

- 5-Blade Design
- Wider Air Delivery
- LED Lighting - Adjustable Colour Temperature & Brightness
  - Adjustable Brightness for Night Light Mode
  - Preset 4-Scene Setting*
- Mobile App Control
- Simple and Contemporary Remote Control
- New Generation DC Motor
- Yuragi (Natural Breeze Function)
- Reverse Function
- Scheduling Function*
- Grouping Function*
- Sleep Mode*
- ON/OFF Timer*
- Enhanced Safety Features
- Durable ABS-GF Blades

*Only available in the Mobile App

Dimension

Width: Ø1500mm (60")
Height: 423mm

Colour

Black

F-M15ECVBKSH

Installation Space (unit:mm)

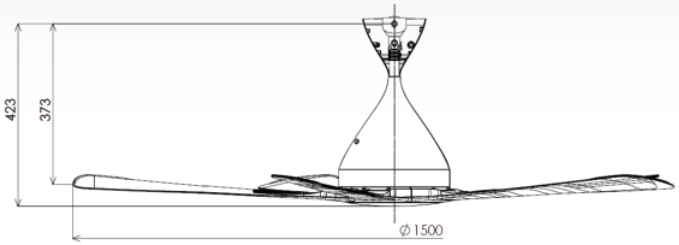

Features

- 5-Blade Design
- Wider Air Delivery
- Mobile App Control
- Simple and Contemporary Remote Control
- New Generation DC Motor
- Yuragi (Natural Breeze Function)
- Reverse Function
- Scheduling Function*
- Grouping Function*
- Sleep Mode*
- ON/OFF Timer*
- Enhanced Safety Features
- Durable ABS-GF Blades

*Only available in the Mobile App

Dimension

Width: Ø1500mm (60")
Height: 423mm

Colour

Black

F-M12GCVBKH

Installation Space (unit:mm)

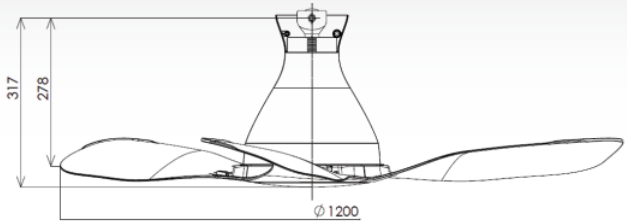

Features

- 3-Blade Design
- Gentle & Silent Air Flow
- LED Lighting - Adjustable Colour Temperature & Brightness
  - Adjustable Brightness for Night Light Mode
  - Preset 4-Scene Setting*
- Mobile App Control
- Simple and Contemporary Remote Control
- New Generation DC Motor
- Yuragi (Natural Breeze Function)
- Reverse Function
- Scheduling Function*
- Grouping Function*
- Sleep Mode*
- ON/OFF Timer*
- Enhanced Safety Features
- Durable ABS-GF Blades

*Only available in the Mobile App

Dimension

Width: Ø1200mm (48")
Height: 317mm

Colour

Black

F-M12ECVBKH

Installation Space (unit:mm)

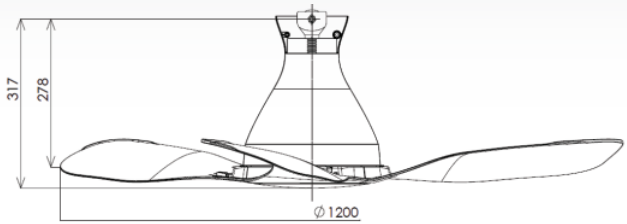

Features

- 3-Blade Design
- Gentle & Silent Air Flow
- Mobile App Control
- Simple and Contemporary Remote Control
- New Generation DC Motor
- Yuragi (Natural Breeze Function)
- Reverse Function
- Scheduling Function*
- Grouping Function*
- Sleep Mode*
- ON/OFF Timer*
- Enhanced Safety Features
- Durable ABS-GF Blades

*Only available in the Mobile App

Dimension

Width: Ø1200mm (48")
Height: 317mm

Colour

Black

WIFAN

Model	F-M15GCVBKSH	F-M15ECVBKSH	F-M12GCVBKH	F-M12ECVBKH
Features				
Motor Type	DC Motor (New Generation)			
LED Lighting	●		●	
1/f Yuragi	●	●	●	●
Remote Control	●	●	●	●
Mobile App Control	●	●	●	●
Reverse Function	●	●	●	●
Blade Type	ABS-GF (Glass Fiber)			
Colour	Black			
Specifications				
Dimension – Width	Ø1500 mm (60")	Ø1500 mm (60")	Ø1200 mm (48")	Ø1200 mm (48")
Dimension – Height	423 mm	423 mm	317 mm	317 mm
Power Consumption – Fan Only – Low – W	4	4	3	3
Power Consumption – Fan Only – High – W	54	54	31	31
Forward Fan Speed – Low – RPM	80	80	55	55
Forward Fan Speed – High – RPM	245	245	170	170
Reverse Fan Speed – Low – RPM	80	80	55	55
Reverse Fan Speed – High – RPM	255	255	170	170
Air Velocity (m/min)	160	160	185	185
Air Delivery (m^3/min)	300	300	200	200
Noise Level (dB)	59	59	41	41
Wi-Fi Frequency Range	2.4 GHz			
Mobile App OS	iOS / Android			

Please scan QR code or visit WIFAN microsite for more details :

fan.my.panasonic.com/wifi

- All information contained in this leaflet is correct at the time of printing, and is subject to change withour prior notice.
- Images are for illustration purpose only.
- Due to printing considerations, the actual color may vary slightly from those shown.
- Panasonic Malaysia Sdn. Bhd. reserves the right to revise any content in this catalogue as it deems fit without prior notice.

Panasonic

Copyright© Panasonic Corporation 2020

12.20

Panasonic Malaysia Sdn Bhd Registration No. 197601000977 (26975-W)
Customer Care Centre: Tel: 03-7953 7600 (Mon to Fri: 9am-5pm)
Lot 10, Jalan 13/2, 46200 Petaling Jaya, Selangor Darul Ehsan. E-mail: ccc@my.panasonic.com www.panasonic.com.my