

MINI CASSETTE

Model No.
CS-PV18RB4H-1
CS-PV24RB4H-1



TECHNICAL FOCUS

- 4-Way Airflow System
- LCD Wireless Remote Controller
- Random Auto Restart
- Removable Washable Panel
- 24 Hours Real On Off Timer
- Dew Prevention Control
- Anti Freezing Control

Accessories

Panel



CZ-BT20HW-1

Selectable Remote Controller



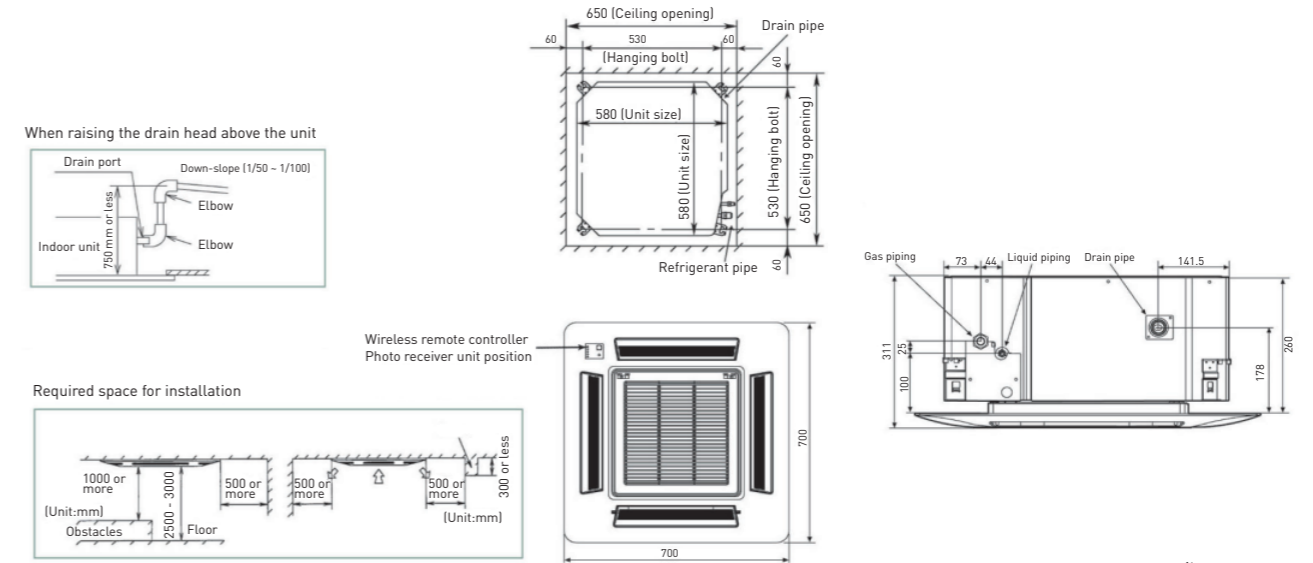
CZ-RD52CP



A wireless remote controller is in the same package with the indoor unit.

Capacity [Btu/h]		18,300	22,700
Power Source	V/Phase Hz	230 V, 1Ø Phase - 50 Hz	
Indoor		CS-PV18RB4H-1	CS-PV24RB4H-1
Outdoor		CU-PV18RB4H-1	CU-PV24RB4H-1
Panel		CZ-BT20HW-1	CZ-BT20HW-1
Cooling Capacity: Rated	kW	5.35	6.65
	Btu/h	18,300	22,700
Current	A	7.7	11.0
Power Input: Rated	kW	1.72	2.45
EER	W/W	3.11	2.71
	Btu/hW	10.64	9.27
Indoor Unit			
Air Volume	m ³ /min	13.7	13.7
	cfm	485	485
Sound Pressure Level (Hi/Lo)	dB (A)	44 / 34	45 / 36
Dimension	Indoor (H×W×D)	mm	260 × 575 × 575
	Panel (H×W×D)	mm	51 × 700 × 700
Net Weight	Indoor	kg	19.0
	Panel	kg	2.5
Outdoor Unit			
Sound Pressure Level	dB (A)	53	56
Dimension	Outdoor (H×W×D)	mm	695 × 875 × 320
Net Weight	kg	47.0	53.0
Piping Connection	Gas Pipe	mm (inch)	12.70 (1/2")
	Liquid Pipe	mm (inch)	6.35 (1/4")
Pipe Length	Min-Max	m	3.0 - 25.0
Elevation Difference	m	20.0	20.0
Maximum Chargeless Length	Max	m	7.5
Additional Gas	g/m	20	30
Operating Range, Outdoor	Min-Max	°C	16 - 43


Dimensions



* The models on this page cannot be used with the remote controllers or accessories shown on page 12.


Space Savings

The compact design allows space saving.



Comfort

4-Way and auto swing louvers offer comfortable and uniform airflow to all corners of room.



MINI CASSETTE

Dimensions (CU-PV18RB4H-1 / CU-PV24RB4H-1) 1-phase

