

NEW

Y3_{TYPE} 4-WAY Mini Cassette




Mini semi concealed cassette

nanoe™ X
Generator Mark3

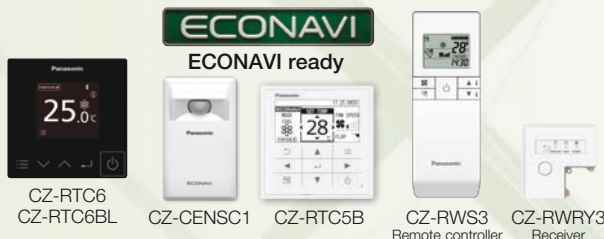


Please refer to the nanoe™ X website for the Mark 3 information.



Panel CZ-KPY4

Optional accessory



ECONAVI
ECONAVI ready

CZ-RTC6
CZ-RTC6BL

CZ-CENS1

CZ-RTC5B

CZ-RWS3
Remote controller


CZ-RWRV3
Receiver

Technical focus

- Mini cassette fits into a 60 x 60 cm ceiling grid
- Powerful drain pump gives 850 mm lift
- Multi-directional air flow
- Easy installation
- DC fan motor with variable speed and a new heat exchanger ensures efficient power consumption
- nanoe™ X : 100x for CAC (100 times more nanoe™ particle for wide commercial space). Inside cleaning by 100x nanoe™ + dry control

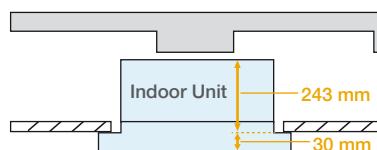
Compact design

Thanks to advanced Panasonic design the panel is a compact 625 x 625 mm, offering elegant, unobtrusive installation even where space is limited.



Lighter and slimmer, easier installation

When only 230 mm of indoor body height, it can easily fit in limited spaces and tight spots.
(Required 243 mm from bottom of panel to top of the unit)



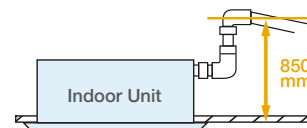
Individual flap control

Keep everyone comfortable by directing air where it's needed and away from where it isn't with individual flap control.



A drain height of up to 850 mm from the ceiling surface

The internal pump allows the drain pipe to be elevated up to 850 mm above the base of the unit.



Model Name	S-22MY3E	S-28MY3E	S-36MY3E	S-45MY3E	S-56MY3E	
Power source	220/230/240 V, 1 phase - 50Hz/60Hz					
Cooling capacity	kW	2.2	2.8	3.6	4.5	5.6
	BTU/h	7,500	9,600	12,300	15,400	19,100
Heating capacity	kW	2.5	3.2	4.2	5.0	6.3
	BTU/h	8,500	10,900	14,300	17,100	21,500
Power input	Cooling kW	20	21	22	30	42
	Heating kW	18	19	20	28	40
Running current	Cooling A	0.25 0.24 0.23	0.26 0.25 0.24	0.27 0.26 0.25	0.35 0.34 0.33	0.44 0.43 0.42
	Heating A	0.22 0.21 0.20	0.23 0.22 0.21	0.24 0.23 0.22	0.32 0.31 0.30	0.41 0.40 0.39
Fan motor	Type	Turbo fan				
	Airflow rate (H/M/L)	522/420/360	540/450/360	570/468/360	690/540/390	810/630/480
	Output L/s	145/117/100	150/125/100	158/130/100	192/150/108	225/175/133
Sound power level (H/M/L)	Cooling dB	48/45/43	49/45/43	50/46/43	54/49/45	57/52/48
	Heating dB	48/45/43	49/45/43	50/46/43	54/49/45	57/52/48
Sound pressure level (H/M/L)	Cooling dB(A)	33/30/28	34/30/28	35/31/28	39/34/30	42/37/33
	Heating dB(A)	33/30/28	34/30/28	35/31/28	39/34/30	42/37/33
Dimensions*	H x W x D mm	243(+30) x 575(625) x 575(625)	243(+30) x 575(625) x 575(625)	243(+30) x 575(625) x 575(625)	243(+30) x 575(625) x 575(625)	243(+30) x 575(625) x 575(625)
	Liquid mm (inches)	Ø6.35 (Ø1/4)	Ø6.35 (Ø1/4)	Ø6.35 (Ø1/4)	Ø6.35 (Ø1/4)	Ø6.35 (Ø1/4)
Pipe connections	Gas mm (inches)	Ø12.7 (Ø1/2)	Ø12.7 (Ø1/2)	Ø12.7 (Ø1/2)	Ø12.7 (Ø1/2)	Ø12.7 (Ø1/2)
	Drain piping	VP-20	VP-20	VP-20	VP-20	VP-20
Net weight*	kg	15(+2.8)	15(+2.8)	15(+2.8)	15(+2.8)	15(+2.8)

Global remarks	Rated conditions:	
	Cooling	Heating
	Indoor air temperature	27°C DB / 19°C WB
Outdoor air temperature	35°C DB/ 24°C WB	7°C DB/ 6°C WB

* The values in () for external dimensions and Net weight are the values for the optional ceiling panel. Specifications are subject to change without notice.