

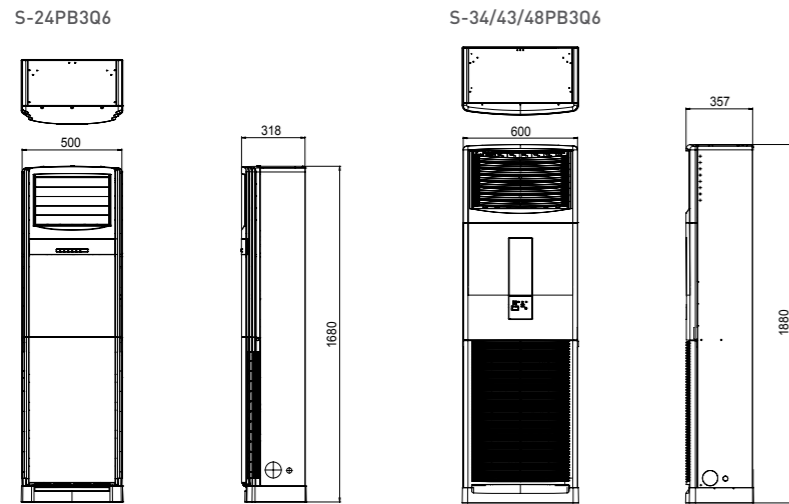


**Product information**  
Website will be opened in July 2022

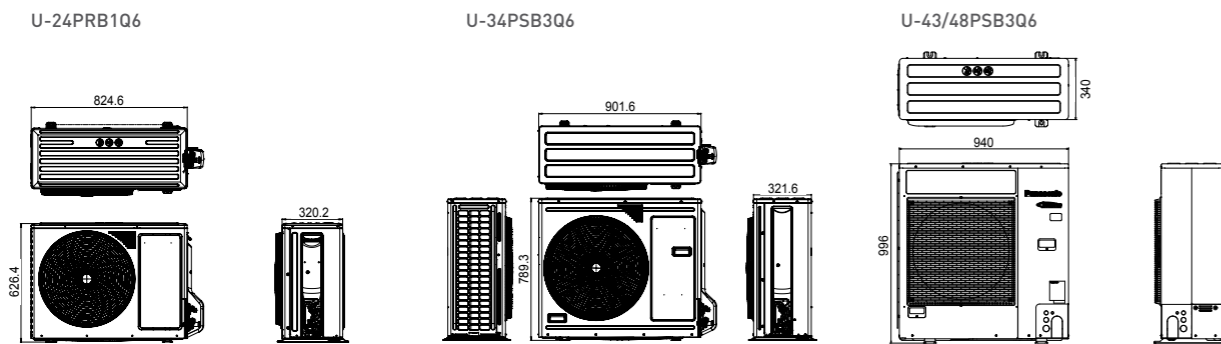


**Technical documents**  
Download from PRO CLUB

## FLOOR STANDINGS **NEW** Dimensions



## OUTDOOR UNITS **NEW** Dimensions



# Panasonic®

- Please read the Installation Instructions carefully before installing the unit, and the Operating Instructions before using it.
- Specifications are subject to change without prior notice.
- The contents of this catalogue are accurate as of May 30, 2022.
- Due to printing considerations, the actual colours may vary slightly from those shown.
- All graphics are provided merely for the purpose of illustrating a point.



Do not add or replace refrigerant other than the specified type. Manufacturer is not responsible for the damage and deterioration in safety due to usage of other refrigerant.

Authorised Dealer

FLOOR STANDING INVERTER ASIA June 2022

### Panasonic Customer Care Center

Ortigas Avenue Extension, Taytay, Rizal, 1920 Philippines  
 Hotline: (02)8-706-7603  
 PLDT Toll Free: 1800-10-7262782 GLOBE Toll Free: 1800-82-934357  
 Email: pmpc\_csdic@ph.panasonic.com  
 SMS (Text only): TYPE Panasonic<space>message and send to Globe/  
 TM subscribers: 21584703 SMART, SUN, TNT subscribers: 225654703  
 Fax: (02)8-706-7612  
 Facebook: Panasonic Philippines Official Website: <https://www.panasonic.com/ph>



## R32/R410A INVERTER FLOOR STANDING AIR CONDITIONERS 2022/2023



nanoeX INVERTER

R32  
REFRIGERANT

R410A

## QUALITY AIR FOR LIFE

# Product Lineup

- All new models equipped with nanoe™ X Generator Mark 2 as standard
- Little installation work required, easy to clean
- Adjustable airflow direction provides a comfortable space for all

Capacity [ Btu/h ]	24,600	34,100	42,700	47,750
<b>Refrigerant</b>	R32	R32	R410A	R410A
<b>Floor standing</b>	S-24PB3Q6	S-34PB3Q6 / S-43PB3Q6 / S-48PB3Q6		
<b>Outdoor</b>	U-24PRB1Q6	U-34PSB3Q6	U-43PSB3Q6	U-48PSB3Q6

## NEW nanoe™ X Bringing Nature's Balance Indoors

The well-being benefits of nature are well known but do you know the power of hydroxyl radicals?

Abundant in nature, hydroxyl radicals (also known as OH radicals) inhibit pollutants, viruses and bacteria to clean and deodorise. nanoe™ X technology can bring these incredible benefits indoors.



S-24PB3Q6

S-34/43/48 PB3Q6

### 7 Effects of nanoe™ X : Creating Cleaner Environments

nanoe™ inhibits 5 types of pollutants, deodorises and moisturises thanks to the action of hydroxyl radicals contained in water.

Deodorises



Odours

Inhibits 5 types of pollutants



Bacteria & viruses



Mould



Allergens



Pollen



Hazardous substances

Moisturises



Skin & Hair



nanoe™ X Effectiveness Proven in Large Space

Access to the evidence page of nanoe™ X effect

## FLOOR STANDING

- Stylish design & powerful air flow
- The control panel/remote controller have nanoe™ X displays
- Compact 34,100 Btu ODU (210 mm shorter/27 kg lighter than current model)




Capacity (Btu/h)		24,600	34,100	42,700	47,750
Power Source	V/Phase Hz	230V, 10 Phase - 60Hz			
Indoor		S-24PB3Q6	S-34PB3Q6	S-43PB3Q6	S-48PB3Q6
Outdoor		U-24PRB1Q6	U-34PSB3Q6	U-43PSB3Q6	U-48PSB3Q6
Cooling Capacity: Rated (Min-Max)	kW	7.25 (1.00-7.50)	10.00 (1.20-10.30)	12.53 (2.00-13.50)	14.00 (2.00-14.60)
	Btu/h	24,600 (3,410-25,570)	34,100 (4,090-35,120)	42,700 (6,820-46,030)	47,750 (6,820-49,780)
Current: Rated (Max)	A	11.2 (13.7)	15.1 (16.9)	20.3 (26.9)	25.6 (28.1)
Cooling Power Input: Rated (Min-Max)	kW	2.55 (0.21-2.80)	3.45 (0.30-3.60)	4.47 (0.80-5.00)	5.60 (0.80-5.70)
CSPF		4.05	4.06	4.06	4.06
Cooling Rated COP/EER	W/W	2.84	2.89	2.80	2.50
	Btu/hW	9.64	9.88	9.55	8.52
<b>Indoor Unit</b>					
Cooling Air Volume	m³/min	15.5	32.0	32.0	32.0
	cfm	547	1,130	1,130	1,130
Sound Pressure Level (Hi/Lo)	dB (A)	45 / 33	53 / 44	53 / 44	53 / 44
Sound Power Level (Hi/Lo)	dB	58 / 46	66 / 57	66 / 57	66 / 57
Dimension	Indoor (HxWxD)	mm 1,680 x 500 x 318	1,880 x 600 x 357	1,880 x 600 x 357	1,880 x 600 x 357
Net Weight	Indoor	kg 29.5	45.0	45.0	45.0
<b>Outdoor</b>					
Sound Pressure Level	dB (A)	54	54	55	56
Sound Power Level	dB	67	67	68	69
Dimension Outdoor (HxWxD)	mm	626 x 825 x 320	786 x 900 x 320	996 x 940 x 340	996 x 940 x 340
Net Weight	kg	36.0	45.0	74.0	74.0
Piping Connection	Gas Pipe	mm (inch) 15.88 (5/8)	15.88 (5/8)	15.88 (5/8)	15.88 (5/8)
	Liquid Pipe	mm (inch) 6.35 (1/4)	6.35 (1/4)	9.52 (3/8)	9.52 (3/8)
Pipe Length	Min-Max	m 3 - 40	7.5 - 50	7.5 - 50	7.5 - 50
Elevation Difference (Outdoor unit upper)	m	20	20	30	30
Maximum Chargeless Length Max	m	15	20	20	20
Additional Gas	g/m	10	40	50	50
Operation Range, Outdoor	Min-Max °C	18-43	18-43	18-43	18-43

\* Specifications are subject to change without notice. Please refer to technical documents for more details.  
\* The sound pressure level is measured in accordance with JIS C 9 612 and JIS B 8616.

## Clean airflow direction control with remote controller

Easily swing the louvre at the touch of a button.



## Other Functions

### Random auto restart

During a power failure, when power is restored, it automatically restarts operating in the same mode as just before power was lost.

### Auto fan mode

When the auto fan mode is set, the indoor unit of the air conditioner automatically is adjusted the suitable fan speed according to factors such as load.

### 12-hour On/Off delay setting timer

Pressing the timer button on the remote control lets you set operation start/stop time within 12 hours of the current time.



\* The images above show the remote controller screen display.