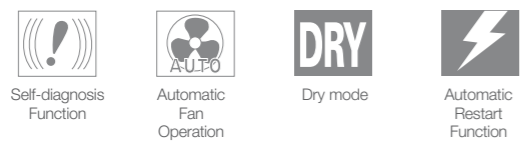


E1 TYPE High Static Ducted

Concealed duct high-static pressure

The E1 range of ducted units offers improved design flexibility for extended duct layouts as a result of their increased external static pressures.

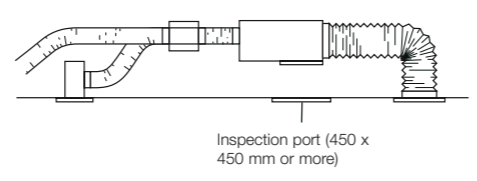


Technical focus

- Complete flexibility for ductwork design
- Can be located into a weatherproof housing for external installation
- Discharge air temperature control to reduce cold drafts during heating operation
- Configurable air temperature control

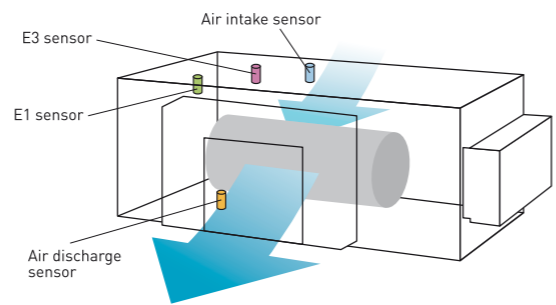
System example

An inspection port (450 x 450 mm or more) is required at the lower side of the indoor unit body (field supply).



Discharge air temperature control

- Equipped with 4 sensors (Intake/ Discharge)
- Able to control discharge air temperature for accurate room temperature control.
- Possible to reduce cold drafts during heating operation.



Remark For High Static Ducted Series

Model	Operation	Rap valve kit CZ-P160RVK2	3way control PCB CZ-CAPE2	3way valve kit CZ-P160HR3	Distribution Joint kit <2pipes> CZ-P160BK2 for 22.4kW unit or less CZ-P680BK2 for more than 22.4kW	Distribution Joint kit <3pipes> CZ-P224BH2 for 22.4kW unit CZ-P680BH2 for 28.0kW unit
E1 Type High Static Ducted (Only for S-224,S-280)	Cooling Only	-	-	-	-	-
	Cool or Heat	2pcs	-	-	2pcs	-
	Heat Recovery	-	-	2pcs	1pc	1pc

Model Name		S-73ME1E5	S-106ME1E5	S-140ME1E5	S-224ME1E5	S-280ME1E5	
Power source		220/230/240 V, 1 phase - 50/60 Hz				220/230/240 V, 1 phase - 50 Hz	
Cooling capacity	kW	7.3	10.6	14.0	22.4	28.0	
	BTU/h	25,000	36,000	47,800	76,400	95,500	
Heating capacity	kW	8.0	11.4	16.0	25.0	31.5	
	BTU/h	27,000	39,000	54,600	85,300	107,500	
Power input	Cooling kW	0.480/0.505/0.530	0.520/0.545/0.570	0.600/0.660/0.710	0.870/0.900/0.930	1.270/1.330/1.390	
	Heating kW	0.480/0.505/0.530	0.520/0.545/0.570	0.600/0.660/0.710	0.870/0.900/0.930	1.270/1.330/1.390	
Running current	Cooling A	2.29/2.30/2.31	2.46/2.46/2.47	2.80/2.90/3.00	4.05/4.06/4.07	6.04/6.06/6.07	
	Heating A	2.29/2.30/2.31	2.46/2.46/2.47	2.80/2.90/3.00	4.05/4.06/4.07	6.04/6.06/6.07	
Fan	Type	Sirocco fan	Sirocco fan	Sirocco fan	Sirocco fan	Sirocco fan	
	Air flow rate (H/M/L)	m³/h	1,380/1,320/1,260	1,800/1,680/1,500	2,160/2,100/1,980	3,360/3,190/2,980	4,320/4,200/3,960
		L/s	383/367/350	500/467/417	600/583/550	933/886/828	1,200/1,167/1,100
	Motor output	kW	0.2	0.2	0.35	0.2	0.4
	External static pressure	Pa	186	176	167	176	216 (235)*
Sound power level (H/M/L)	dB	55/54/53	56/55/53	58/57/55	59/58/57	62/61/60	
Sound pressure level (H/M/L)	dB(A)	44/43/42	45/44/42	47/46/44	48/47/46	51/50/49 (52/51/50)*	
Dimensions	H x W x D	mm	420 x 1,065 x 620	420 x 1,065 x 620	450 x 1,065 x 620	479 x 1,428 x 1,230	479 x 1,428 x 1,230
	Liquid	mm (inches)	Ø9.52 (Ø3/8)	Ø9.52 (Ø3/8)	Ø9.52 (Ø3/8)	Ø9.52 (Ø3/8)	Ø9.52 (Ø3/8)
Pipe connections	Gas	mm (inches)	Ø15.88 (Ø5/8)	Ø15.88 (Ø5/8)	Ø15.88 (Ø5/8)	Ø19.05 (Ø3/4)	Ø22.22 (Ø7/8)
	Drain piping		VP-25	VP-25	VP-25	VP-25	VP-25
Net weight	kg	47	50	54	110	120	

GLOBAL REMARKS	Rated conditions:	Cooling	Heating
	Indoor air temperature	27°C DB / 19°C WB	20°C DB
	Outdoor air temperature	35°C DB / 24°C WB	7°C DB / 6°C WB

Specifications are subject to be changed without notice.
* With booster cable.

E1 TYPE HIGH STATIC DUCTED Dimensions

