

T2 TYPE Ceiling Mounted



Optional accessory


ECONAVI
 ECONAVI ready
CZ-RTC6W
CZ-RTC6WBLCZ-RTC6
CZ-RTC6BL

CZ-CENSC1



CZ-RTC5B

CZ-RWS3
Remote controllerCZ-RWRT3
Receiver

Technical focus

- Lower sound levels
- Standardised height and depth for all models
- Long and wide air distribution
- Easy to install and maintain
- Fresh air knockout

Energy-saving technology Delivering top-class efficiency

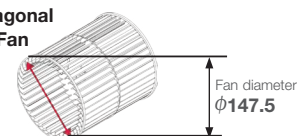
Optimization of the shape of the casing and fan assures bigger air flow and higher efficiency.

Energy-saving performance is top class in the industry.

Top Class Energy Saving

**Large Diagonal
Air Flow Fan**



DC motor



Comfortable, long-distance air flow distribution

The shape of the outlet has been optimized to provide long-distance air flow distribution. Even in deep spaces, air flow reaches every corner for exceptionally comfortable air conditioning.

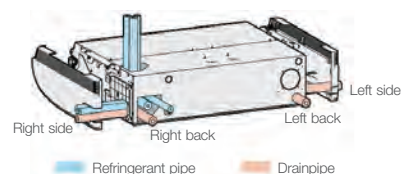
High Ceiling Setting	Air flow distance
*Setting by remote control	140
4.3m	13m



*Results are based on specific testing conditions.

Multiple piping directions for flexible installation

The 5-directional drain pipe and 3-directional refrigerant pipe make installation much easier. And the neat fit with walls and ceilings assures more installation flexibility.



Model Name		S-36MT2E5A	S-45MT2E5A	S-56MT2E5A	S-73MT2E5A	S-106MT2E5A	S-140MT2E5A	
Power source		220 / 230 / 240 V, 1 phase - 50 / 60 Hz						
Cooling capacity	kW	3.6	4.5	5.6	7.3	10.6	14.0	
	BTU/h	12,300	15,400	19,100	24,900	36,200	47,800	
Heating capacity	kW	4.2	5.0	6.3	8.0	11.4	16.0	
	BTU/h	14,300	17,100	21,500	27,300	38,900	54,600	
Power input	Cooling kW	0.035/0.035/0.035	0.040/0.040/0.040	0.040/0.040/0.040	0.055/0.055/0.055	0.080/0.080/0.080	0.100/0.100/0.100	
	Heating kW	0.035/0.035/0.035	0.040/0.040/0.040	0.040/0.040/0.040	0.055/0.055/0.055	0.080/0.080/0.080	0.100/0.100/0.100	
Running current	Cooling A	0.37/0.36/0.35	0.39/0.38/0.37	0.39/0.38/0.37	0.45/0.44/0.43	0.69/0.67/0.65	0.82/0.79/0.77	
	Heating A	0.37/0.36/0.35	0.39/0.38/0.37	0.39/0.38/0.37	0.45/0.44/0.43	0.69/0.67/0.65	0.82/0.79/0.77	
Fan	Type	Sirocco fan						
	Air flow rate (H/M/L)	m ³ /h	840/720/630	900/750/630	900/750/630	1,260/1,080/930	1,800/1,500/1,380	1,920/1,680/1,440
		L/s	233/200/175	250/208/175	250/208/175	350/300/258	500/417/383	533/467/400
Motor output	kW	0.043	0.043	0.043	0.074	0.111	0.111	
Sound power level (H/M/L)	dB	54/50/48	55/51/48	55/51/48	57/53/51	60/55/54	62/58/55	
Sound pressure level (H/M/L)	dB(A)	36/32/30	37/33/30	37/33/30	39/35/33	42/37/36	44/40/37	
Dimensions	H x W x D	235 x 960 x 690						
	Liquid	mm (inches)	Ø6.35 (Ø1/4)	Ø6.35 (Ø1/4)	Ø6.35 (Ø1/4)	Ø9.52 (Ø3/8)	Ø9.52 (Ø3/8)	Ø9.52 (Ø3/8)
Pipe connections	Gas	mm (inches)	Ø12.7 (Ø1/2)	Ø12.7 (Ø1/2)	Ø12.7 (Ø1/2)	Ø15.88 (Ø5/8)	Ø15.88 (Ø5/8)	Ø15.88 (Ø5/8)
	Drain piping		VP-20	VP-20	VP-20	VP-20	VP-20	VP-20
Net weight	kg	27	27	27	33	40	40	

Global remarks	Rated conditions:	Cooling	Heating
	Indoor air temperature	27°C DB / 19°C WB	20°C DB
	Outdoor air temperature	35°C DB / 24°C WB	7°C DB / 6°C WB

Specifications are subject to change without notice.