

Y2_{TYPE} 4-WAY Mini Cassette



Mini semi concealed cassette

Optional accessory

PANEL



31 x 700 x 700mm (HxWxD)
CZ-KPY3AW



ECONAVI
ECONAVI ready



CZ-RTC6W
CZ-RTC6WBL



CZ-RTC6
CZ-RTC6BL



CZ-CENSOC1



CZ-RTC5B



CZ-RWS3
*Remote controller


*Receiver is included in the 4-way mini cassette indoor unit.

Technical focus

- Mini cassette fits into a 60 x 60cm ceiling grid
- DC fan motor with variable speed and a new heat exchanger ensures efficient power consumption
- Fresh air knock out
- Multi directional air flow
- Powerful drain pump gives 750mm lift

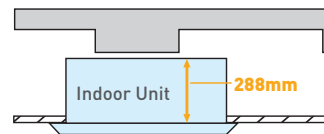
Compact design

The panel is a compact (70x70cm) so it can be installed even in a small room where space is limited.



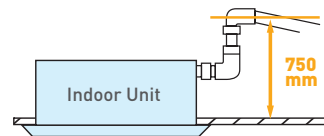
Lighter and slimmer, easier installation

When only 260mm of indoor body height, it can easily fit in limited spaces and tight spots.
(Required 288mm from bottom of panel to top of the unit)



A drain height of up to 750 mm from the ceiling surface

The internal pump allows the drain pipe to be elevated up to 750mm above the base of the unit.



Model Name		S-22MY2E5A	S-28MY2E5A	S-36MY2E5A	S-45MY2E5A	S-56MY2E5A
Power source		220/230/240 V, 1 phase - 50, 60 Hz				
Cooling capacity	kW	2.2	2.8	3.6	4.5	5.6
	BTU/h	7,500	9,600	12,300	15,400	19,100
Heating capacity	kW	2.5	3.2	4.2	5.0	6.3
	BTU/h	8,500	10,900	14,300	17,100	21,500
Power input	Cooling kW	0.035	0.035	0.040	0.040	0.045
	Heating kW	0.030	0.030	0.035	0.035	0.040
Running amperes	Cooling A	0.30	0.30	0.30	0.32	0.35
	Heating A	0.25	0.30	0.30	0.30	0.35
Fan motor	Type	Turbo fan				
	Airflow rate (H/M/L) m ³ /h	546/492/336	558/504/336	582/522/360	600/558/492	624/588/510
	L/s	152/137/93	155/140/93	162/145/100	167/155/137	173/163/142
	Output kW	0.04	0.04	0.04	0.04	0.04
Sound power level (H/M/L)	Cooling dB	50/46/40	50/46/40	51/47/41	53/49/43	55/52/49
	Heating dB	50/46/40	50/46/40	51/47/41	53/49/43	55/52/49
Sound pressure level (H/M/L)	Cooling dB(A)	35/31/25	35/31/25	36/32/26	38/34/28	40/37/34
	Heating dB(A)	35/31/25	35/31/25	36/32/26	38/34/28	40/37/34
Dimensions*	H x W x D mm	288 (+31) x 575 (700) x 575 (700)				
	Liquid mm (inches)	Ø6.35 (Ø1/4)				
	Gas mm (inches)	Ø12.7 (Ø1/2)				
Pipe connections	Drain piping	VP-25				
Net weight*	kg	18 (+2.4)	18 (+2.4)	18 (+2.4)	18 (+2.4)	18 (+2.4)

Global remarks	Rated conditions:	
	Indoor air temperature	27°C DB / 19°C WB
	Outdoor air temperature	35°C DB / 24°C WB

* The values in () for external dimensions and Net weight are the values for the optional ceiling panel. Specifications are subject to change without notice.