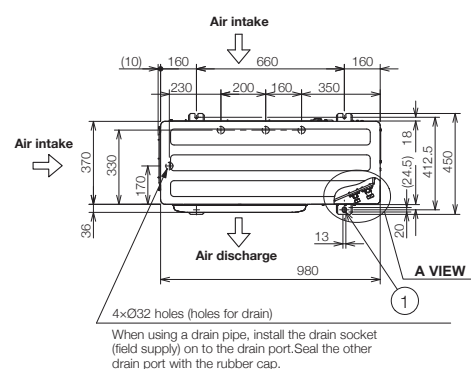


2-WAY Mini-FSV LE2 Series

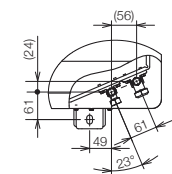
HP	4			4			5			5			6			6					
Model name	U-4LE2H4			U-4LE2H7			U-5LE2H4			U-5LE2H7			U-6LE2H4			U-6LE2H7					
Power supply	220/230/240V/1-phase/50Hz 220/230V/1-phase/60Hz			380/400/415V/3-phase/50Hz 380/400V/3-phase/60Hz			220/230/240V/1-phase/50Hz 220/230V/1-phase/60Hz			380/400/415V/3-phase/50Hz 380/400V/3-phase/60Hz			220/230/240V/1-phase/50Hz 220/230V/1-phase/60Hz			380/400/415V/3-phase/50Hz 380/400V/3-phase/60Hz					
Voltage	220V	230V	240V	380V	400V	415V	220V	230V	240V	380V	400V	415V	220V	230V	240V	380V	400V	415V			
Capacity	Cooling		kW		12.1		12.1		14.0		14.0		15.5		15.5						
	BTU/h		41,300		41,300		47,800		47,800		52,900		52,900								
EER/COP	Cooling		W/W		5.08		5.08		4.61		4.61		4.27		4.27						
	Heating		W/W		5.95		5.95		5.25		5.25		5.08		5.08						
Dimensions	H x W x D			mm			996 x 980 x 370			996 x 980 x 370			996 x 980 x 370			996 x 980 x 370					
Net weight	kg			106			106			106			106			106					
Electrical ratings	Cooling	Running current	A	11.90	11.40	10.90	3.89	3.69	3.56	15.20	14.50	13.90	4.91	4.67	4.50	18.10	17.30	16.60	5.87	5.57	5.37
		Power input	kW	2.38	2.38	2.38	2.38	2.38	3.04	3.04	3.04	3.04	3.04	3.63	3.63	3.63	3.63	3.63	3.63	3.63	3.63
	Heating	Running current	A	10.60	10.10	9.70	3.47	3.29	3.18	15.20	14.60	14.0	4.93	4.68	4.51	16.20	15.50	14.90	5.25	4.99	4.81
		Power input	kW	2.10	2.10	2.10	2.10	2.10	3.05	3.05	3.05	3.05	3.05	3.25	3.25	3.25	3.25	3.25	3.25	3.25	3.25
Starting current	A		1		1		1		1		1		1		1		1				
Air flow rate	m ³ / min		69		69		72		72		74		74								
	L/s		1,150		1,150		1,200		1,200		1,233		1,233								
Refrigerant amount at shipment	kg		R410A 6.70		R410A 6.70		R410A 6.70		R410A 6.70		R410A 6.70		R410A 6.70		R410A 6.70						
Piping connection	Gas pipe		mm (inches)		Ø15.88 (Ø5/8)		Ø15.88 (Ø5/8)		Ø15.88 (Ø5/8)		Ø15.88 (Ø5/8)		Ø15.88 (Ø5/8)		Ø15.88 (Ø5/8)						
	Liquid pipe		mm (inches)		Ø9.52 (Ø3/8)		Ø9.52 (Ø3/8)		Ø9.52 (Ø3/8)		Ø9.52 (Ø3/8)		Ø9.52 (Ø3/8)		Ø9.52 (Ø3/8)						
Ambient temperature operating range	Cooling		-10°CDB~+46°CDB,		-10°CDB~+46°CDB,		-10°CDB~+46°CDB,		-10°CDB~+46°CDB,		-10°CDB~+46°CDB,		-10°CDB~+46°CDB,		-10°CDB~+46°CDB,						
	Heating		-20°CWB~+18°CWB		-20°CWB~+18°CWB		-20°CWB~+18°CWB		-20°CWB~+18°CWB		-20°CWB~+18°CWB		-20°CWB~+18°CWB		-20°CWB~+18°CWB						
Sound pressure level (Cooling)	Normal mode		dB(A)		52.0		52.0		53.0		53.0		54.0		54.0						
	Silent mode (3)		dB(A)		45.0		45.0		46.0		46.0		47.0		47.0						
Sound power level (Cooling)	Normal mode		dB		69.0		69.0		71.0		71.0		73.0		73.0						
	Silent mode (3)		dB		69.0		69.0		71.0		71.0		73.0		73.0						
Global remarks	Rated conditions:		Cooling		Heating																
	Indoor air temperature		27°C DB / 19°C WB		20°C DB																
	Outdoor air temperature		35°C DB		7°C DB / 6°C WB																

These specifications are subject to change without notice. High durable model (with suffix "E") has same specifications.

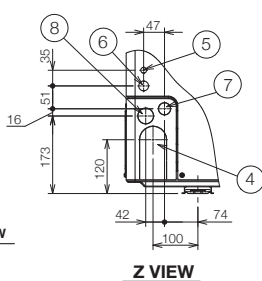
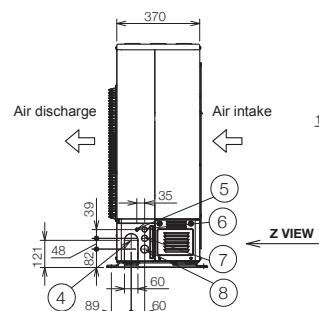
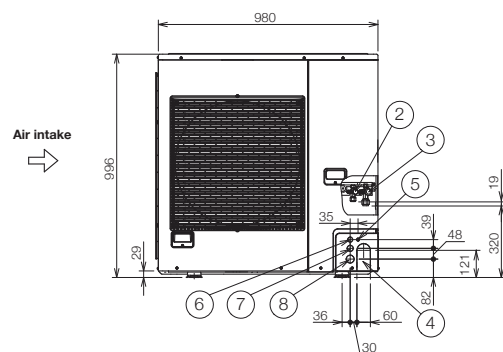
Dimensions U-4LE2H4 / U-4LE2H7 U-5LE2H4 / U-5LE2H7 U-6LE2H4 / U-6LE2H7



- ① Mounting hole (4-R6.5), anchor bolt : M10
- ② Refrigerant tubing (liquid tube), flared connection (Ø9.52)
- ③ Refrigerant tubing (gas tube), flared connection (Ø15.88)
- ④ Refrigerant tubing port
- ⑤ Electrical wiring port (Ø13)
- ⑥ Electrical wiring port (Ø22)
- ⑦ Electrical wiring port (Ø27)
- ⑧ Electrical wiring port (Ø35)



A VIEW



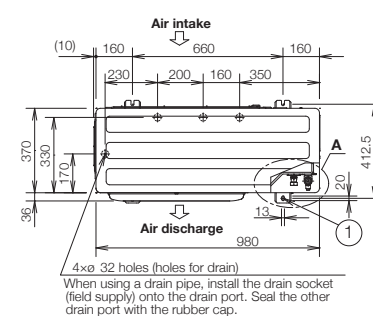
Unit: mm

2-WAY Mini-FSV LE1 Series

HP	8			10					
Model name	U-8LE1H7			U-10LE1H7					
Power supply	380/400/415V/3-phase/50Hz 380/400V/3-phase/60Hz			380/400/415V/3-phase/50Hz 380/400V/3-phase/60Hz					
Voltage	380V	400V	415V	380V	400V	415V			
Capacity	Cooling		kW		22.4		28.0		
	BTU/h		76,500		95,600		95,600		
EER/COP	Cooling		W/W		4.20		3.59		
	Heating		W/W		4.52		4.55		
Dimensions	H x W x D			mm			1,500 x 980 x 370		
Net weight	kg			132			133		
Electrical ratings	Cooling	Running current	A	8.70	8.25	7.95	12.7	12.1	11.7
		Power input	kW	5.33	5.33	5.33	7.80	7.80	7.80
	Heating	Running current	A	9.05	8.60	8.25	10.0	9.55	9.20
		Power input	kW	5.53	5.53	5.53	6.15	6.15	6.15
Starting current	A		1		1		1		
Air flow rate	m ³ / min		150		160				
	L/s		2,500		2,667				
Refrigerant amount at shipment	kg			R410A 6.30			R410A 6.60		
Piping connection	Gas pipe		mm (inches)		Ø19.05 (Ø3/4)		Ø22.22 (Ø7/8)		
	Liquid pipe		mm (inches)		Ø9.52 (Ø3/8)		Ø9.52 (Ø3/8)		
Ambient temperature operating range	Cooling: -10°CDB~+46°CDB,			Cooling: -10°CDB~+46°CDB,			Cooling: -10°CDB~+46°CDB,		
	Heating: -20°CWB~+18°CWB			Heating: -20°CWB~+18°CWB			Heating: -20°CWB~+18°CWB		
Sound pressure level (Cooling)	Normal mode		dB(A)		59.0		62.0		
	Silent mode (3)		dB(A)		52.0		55.0		
Sound power level (Cooling)	Normal mode		dB		80.0		83.0		
	Silent mode (3)		dB		80.0		83.0		

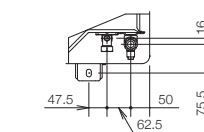
These specifications are subject to change without notice. High durable model (with suffix "E") has same specifications.

Dimensions U-8LE1H7 / U-10LE1H7

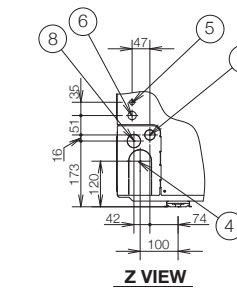
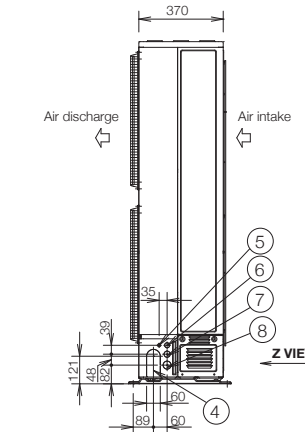
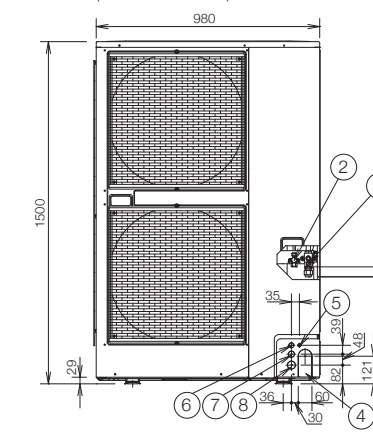


- ① Mounting hole (4-R6.5), anchor bolt : M10
- ② Refrigerant tubing (liquid tube), flared connection (Ø9.52) for 8-10 HP finally.
- ③ Refrigerant tubing (gas tube), flared connection (Ø19.05)
- ④ Refrigerant tubing port
- ⑤ Electrical wiring port (Ø13)
- ⑥ Electrical wiring port (Ø22)
- ⑦ Electrical wiring port (Ø27)
- ⑧ Electrical wiring port (Ø35)

For U-10LE1H7
The tubing of the gas main has a diameter of ø22.22, but the connection to the service valve of the outdoor unit has a diameter of ø19.05, so a flare has to be used. Consequently, be sure to use the enclosed joint tube B and joint tube A in making connections (brazing).



A VIEW



Unit: mm